

Thurrock Council

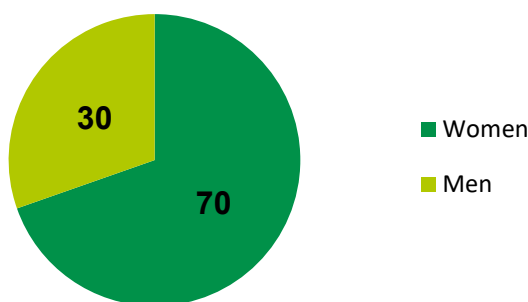
Annual workforce equality data, December 2019

Gender profile

According to the Office of National Statistics (ONS) population estimates in 2019, the population of Thurrock borough was 174,300, with the gender split being 51% female and 49% male. Within the council's workforce:

- 70% (1,871) of our employees are female
- 30% (800) of our employees are male

This suggests that Thurrock Council is not representative of the gender profile of Thurrock, with female gender profile being disproportionately higher.

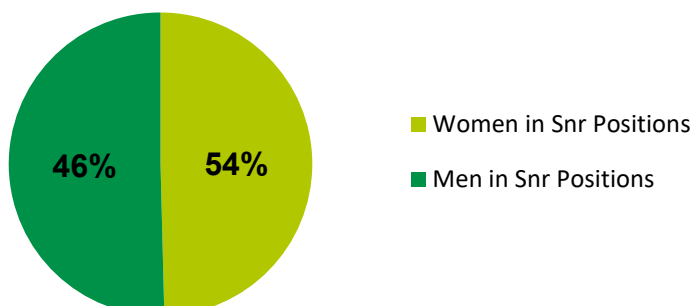


Senior management gender

Within senior management positions:

- 46% (74) are occupied by male employees
- 54% (87) are occupied by female employees

This data suggests the senior management team at Thurrock Council is representative of the borough. The proportion of females occupying management positions has remained the same as the previous year.



Ethnicity profile

In the 2011 census, the White (British, Irish and Other) group comprised 85.9% of Thurrock borough's population. This was down from the 2001 census, when it was 95.3%.

All other ethnic groups comprised 15.2% of Thurrock's population in the 2011 census, up from 4.7% in the 2001 census.

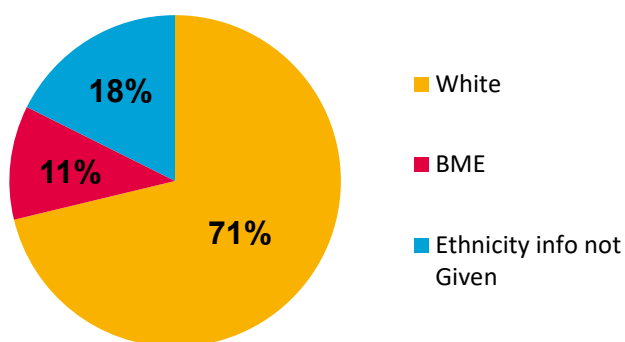
Within the council's workforce, of those who have disclosed their ethnicity:

- 11.1% (297) of our employees come from a Black or Minority Ethnicity (BME) background
- 71.2% (1,903) of our employees come from a White background

Current data suggests that Thurrock Council is not representative of the ethnic profile of the community it serves, being slightly under-represented against the demographic in all areas:

- BME employee profile is lower by 4.1%
- White employee profile is lower by 14.7%

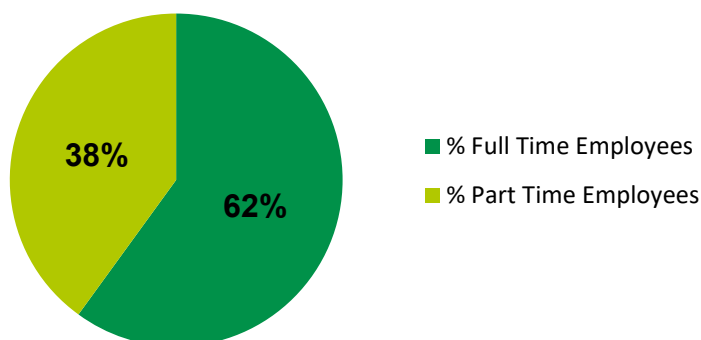
A further 17.6% of the council's employees have not disclosed their ethnicity, however, which may distort the figures.



Working hours

Within Thurrock Council's workforce:

- 62% (1,661) of our employees work full-time
- 38% (1,010) of our employees work part-time

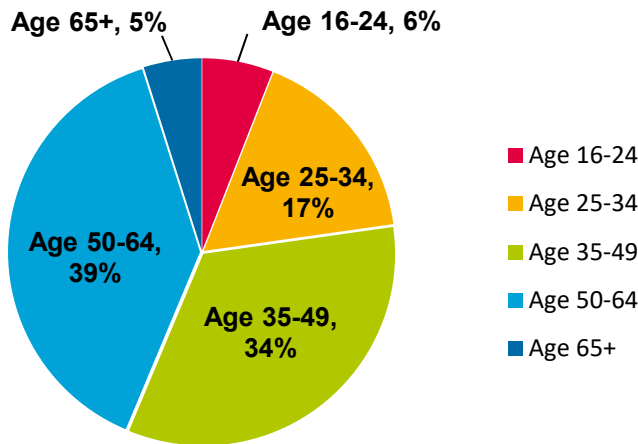


Age profile

Within Thurrock Council's workforce:

- the largest age group is currently those aged between 50 and 64, which accounts for 38.8% or 1,037 employees
- the second largest age group was those aged from 35 to 49, which accounts for 33.5% or 896 employees

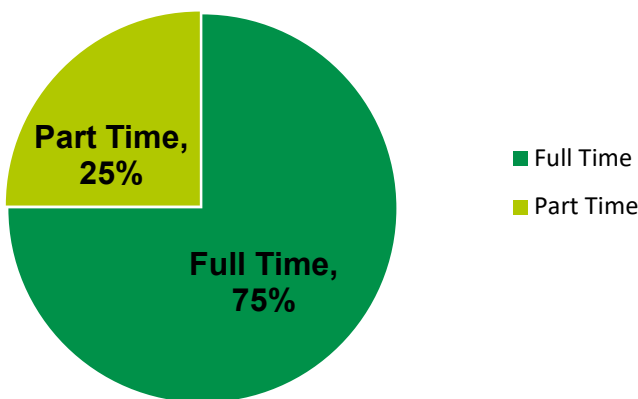
The council is under-represented both in the younger age profiles of those aged from 16 to 24, and from those aged 65 and over.



Disability profile

As of 31 December 2019, 36 employees (1.3%) disclosed that they have a disability. Of those:

- 75% (27 employees) are in full-time employment
- 25% (9 employees) in part-time employment



Overall conclusion and action points

We remain committed to ensuring we are an equal opportunity employer that provides their employees with a fair and safe environment.

From our equality and diversity statistics, we have concluded that we:

- remain slightly under-represented in the majority of areas
- are representative of the borough in terms of the senior management team

Actions

To make sure we continuously improve throughout 2020, we will:

- continue anonymised recruitment to make sure we are shortlisting applicants based upon ability rather than characteristics
- benchmark against similar authorities to help us understand how we are performing in comparison
- successfully utilise opportunities presented by the apprentice levy to increase the age profile of our workforce
- use the findings and recommendations from our gender pay gap reporting to ensure we are improving in terms of gender equality
- capture data on our transgender workforce to make sure we are successful in embedding our equality commitments
- remain committed to being a Disability Confident Employer so we continue improving our disability equality