

# YOUR NEW FOOD RECYCLING SERVICE

Find out  
more  
inside

# 1

## WHAT IS CHANGING?

From 2024 Local Authorities have a legal obligation under the Environmental Act, to collect food waste separately. By doing this we will be ensuring that food waste is being disposed of in a way with the least environmental impacts.

### You should have received the following:



Indoor food caddy



One off Complimentary liners. Further compostable liners can be purchased from local stores



Outside food recycling bin

If you have not received these please Email: [waste@thurrock.gov.uk](mailto:waste@thurrock.gov.uk)

## Why are we doing this?

**Your Food waste** will be taken to a processing plant which uses bacteria to break down organic matter, this creates methane which is collected and converted into biogas which will be used to generate electricity, heat or transport fuels. It also creates a nutrient-rich digestate that can be used as a fertiliser for agriculture and in land regeneration.


## 2

# WHAT CAN I PUT IN MY CADDY?


You can recycle all your food waste, including the following:




- ✓ All uneaten food and plate scrapings



- ✓ Dairy products
- ✓ Cheese
- ✓ Eggs




- ✓ Bread
- ✓ Cakes
- ✓ Pastries




- ✓ Raw meat
- ✓ Cooked meat
- ✓ Bones




- ✓ Tea bags
- ✓ Coffee grounds



- ✓ Raw vegetables
- ✓ Cooked vegetables
- ✓ Whole fruit
- ✓ Peelings



- ✓ Fish
- ✓ Cooked Fish
- ✓ Bones



- ✓ Rice
- ✓ Pasta
- ✓ Beans

Remember to recycle your mouldy and out of date food, including ready meals removed from their packaging

## Please do not put any of these materials in your caddy

- ✗ Ordinary plastic bags including carrier bags
- ✗ Packaging of any kind
- ✗ Liquids such as milk
- ✗ Oil or liquid fat
- ✗ Any material that is not food waste

**Contaminated bins will not be emptied.**



# 3

## RECYCLING YOUR FOOD WASTE HAS NEVER BEEN EASIER

Thurrock Council provides a convenient weekly food recycling service.

- 1** Line your kitchen caddy. Use compostable bags, or wrap food in newspaper if you prefer.



### Top tip

If you would rather use your own indoor container that's fine – do whatever works for you.

- 2** Whenever you need to empty your caddy, tie the top of the liner or wrap in newspaper and put it in your outdoor food recycling bin.



### Top tip

Remember to not let your caddy get too full before emptying it, and make sure the lid of your outside bin can close and lock.

- 3** Remember your food recycling bin comes with a lockable handle.



Please put your food out for collection by 6am, every week on your normal collection day. Don't forget to leave your bins at the front edge of your property or at your agreed collection point, next to your recycling bin and as close as possible to the public footway or pavement without causing an obstruction.



**We all get recycling. Now let's get it right.**



# 4

## COLLECTIONS

We will now collect your food waste every week on the same day as your normal waste and recycling collections.

When you get your food recycling bin please write your house number in the white box on the bin using a permanent marker.

Please put your food recycling bin with the handle in the locked position at the edge of your property with your other waste or recycling.

Your food bin will be left on its side once it has been emptied so that you know it can be taken back in.



**ON YOUR FOOD WASTE  
COLLECTION DAY  
PLEASE MAKE SURE  
YOUR BIN IS  
OUT BY 6AM**



# 5

## FREQUENTLY ASKED QUESTIONS



### What if I don't produce any food waste?

Remember there is no amount too small. The best thing we can do with our food is enjoy it, but some waste like banana skins, vegetable peelings, tea bags and plate scrapings are inevitable and these can all be recycled.

---

### I don't have time to do this – why should I?

It's important to reduce the amount of food waste going to landfill as it releases methane – a harmful greenhouse gas.

It's easy, all you need to do is follow the instructions in this leaflet.

---

### I don't have space for the caddy, what should I do?

Many people find it convenient to keep it under the sink next to the kitchen bin or on the worktop. Remember you can use your own container if you prefer something more stylish or it fits better in your kitchen.

---

### Will the food in my bin smell?

Not if you empty your food caddy regularly into the outside food recycling bin and tie up the liners, if you use them. Your outdoor food bin has a sealable and lockable lid which will stop smells and vermin getting in.



**If you have any queries about this new collection please contact us:**



Visit: [thurrock.gov.uk/recycling](http://thurrock.gov.uk/recycling)



Follow us: [@thurrockcouncil](https://twitter.com/thurrockcouncil)



Email: [waste@thurrock.gov.uk](mailto:waste@thurrock.gov.uk)