

Place =

Funded Childcare Provision and Wraparound Childcare Needs Assessment

Thurrock Council

November 2024



Contents

Key Finding and Proposed Recommendations for Thurrock wards	3
Glossary of Terms	16
Introduction and Key Demographics for the Thurrock locality	17
<u>Funded Childcare</u>	
Outcomes of consultation with early years childcare providers	30
Outcomes of consultation with parents & carers of 0-4 year olds	46
<u>Wraparound Childcare</u>	
Outcomes of consultation with primary schools and early years childcare providers	56
Outcomes of consultation with parents & carers of 3–11-year-olds	64
Appendix 1 - Mapping of funded childcare places accessible at early years providers across the Thurrock locality	72
Appendix 2 - Mapping of wraparound childcare places accessible at across the Thurrock locality	92

Key Finding and Proposed Recommendations for Thurrock wards

The following table outlines key strategic recommendations aligned to each of the Thurrock locality's 20 wards.

Each ward has been given a 'sufficiency' RAG rating - **as of Autumn 2024** - as follows:

Red	Supply and/or demand themed analysis indicates that this is a priority ward of focus - for funded and/or wraparound childcare sufficiency planners of Thurrock Council.
Amber	Supply and/or demand themed analysis indicates that this is a ward of continued focus/review - for funded and/or wraparound childcare sufficiency planners of Thurrock Council.
Green	Supply and/or demand themed analysis indicates that this is a lower priority ward of focus - for funded and/or wraparound childcare sufficiency planners of Thurrock Council.

It should be noted that the table outlining ward aligned recommendations below reflects a 'snapshot in time' as of Autumn 2024. Pages 14-15 presents details on a number of both: (a) early years childcare provisions/(funded) places and; (b) wraparound childcare places which are due to become accessible in 2025, and such new provision/places will impact the sufficiency conclusions and recommendations outlined below.

Thurrock Ward	Key Supply factor(s) in Autumn 2024	Key Demand factor(s) in Autumn 2024
Aveley and Uplands	<p><u>Key Supply factor(s)</u></p> <ul style="list-style-type: none"> • Ward accounted for the highest incidence of 0-4s PVI early years settings that have an evident ambition to expand their capacity. • Ward has a relatively low number of places accessible with registered childminders in Autumn 2024. <p><u>DfE's interpretation of need - aligned to supply for under 2-year-olds and 2 year olds in October 2024</u></p> <p><i>Did not forecast any</i> shortfall in (supply of) hours for under 2 years and 2-year olds</p>	<p><u>Key Demand factor(s)</u></p> <ul style="list-style-type: none"> • Ward has a relatively high resident population of 0-4 years and 3-11 years. • Ward as a relatively high incidence of a waiting list among PVI 0-4 years settings, in Autumn 2024 • Ward has a relatively high incidence of 0-4 years PVI settings that envisaged a forthcoming high demand for funded 9 months - 3-year-olds childcare places. • Ward also accounts for its primary envisaging an increasing demand for wraparound childcare places in forthcoming 12 months. • Represents a ward where the numbers of reception class children for the period 2024-2027 is forecast to increase.
<p><u>Key Recommendation</u></p> <ul style="list-style-type: none"> • The ward should be considered a priority locality of focus for Thurrock Council – including via the local authority advising and working with those PVI sector day nursery settings that expressed an ambition, in Autumn 2024, to expand their capacity. 		

Belhus	<p><u>Key Supply factor(s)</u></p> <ul style="list-style-type: none"> • Ward has a relatively high number of residents 0–4-year-olds, however (in comparison) a relatively low number of early places accessibility at 0-4s PVI early years settings. • (However) the ward has a relatively high number of existing before school and after school wraparound places. • Ward has a relatively high number of 2-4 years places accessible with maintained school nursery class in Autumn 2024. <p><u>DfE's interpretation of need - aligned to supply for under 2-year-olds and 2-year olds</u></p> <p>Forecast a shortfall in (supply of) hours for under 2 years and 2-year-olds.</p>	<p><u>Key Demand factor(s)</u></p> <ul style="list-style-type: none"> • Ward has a relatively high number of pupils on roll at primary schools located in the ward. • Ward has a relatively high incidence of childminders that envisaged a forthcoming high demand for funded childcare places for 2-year-olds. • Primary schools located in the ward repeatedly outline a decreased demand for wraparound childcare places over past 12 months. • Ward accounted for a relatively high incidence of parents evidently accessing primary-school based wraparound childcare places, in Autumn 2024.
<p><u>Key Recommendation</u></p> <ul style="list-style-type: none"> • The ward should be considered a locality of some focus for Thurrock Council, including via the local authority recognising that there is a relatively high supply/availability of before school and after school wraparound existing in the ward - however, in Autumn 2024 certain primary schools had reported a fall in demand (maybe indicating an excessive current supply). 		
Chadwell St Mary	<p><u>Key Supply factor(s)</u></p> <ul style="list-style-type: none"> • Ward has 0 after school childcare wraparound places accessible at local primary schools. • Ward has 0, 2-4 years places accessible with maintained school nursery class. <p><u>DfE's interpretation of need - aligned to supply for under 2-year-olds and 2-year-olds in October 2024</u></p> <p>Forecast a shortfall in (supply of) hours for under 2 years and 2-year-olds.</p>	<p><u>Key Demand factor(s)</u></p> <ul style="list-style-type: none"> • Ward has a relatively high resident population of 0-4 years and 3-11 years. • Ward has a relatively high incidence of a waiting list among PVI 0–4-day nursery years settings, in Autumn 2024 (which may be attuned to a relatively high number of responding parents, stating in Autumn 2024, that the day nursery which they currently accessed was in the ward) • Ward has a relatively high incidence of childminders that envisaged a forthcoming high demand for funded childcare places for 2-year-olds. • Ward has a relatively high incidence of parents of 0-4 years saying they would like to increase their hours of formal childcare.
<p><u>Key Recommendation</u></p> <ul style="list-style-type: none"> • The ward should be considered a <u>priority</u> locality of focus for Thurrock Council – including via the local authority advising and working with PVI sector day nursery settings and (to the best of their ability) local primary schools to increase the number of after school childcare wraparound places. 		

Chafford and North Stifford	<p><u>Key Supply factor(s)</u></p> <ul style="list-style-type: none"> • (Aligned to its resident 0-11 years population size) the ward has a relatively high number of operating registered childminders, in Autumn 2024 • Ward has a relatively high number of places accessible with 0-4s PVI early years settings in Autumn 2024 • It can be noted that Tudor Court Primary School will offer an additional 25 wraparound childcare places from January 2025. <p><u>DfE's interpretation of need - aligned to supply for under 2-year-olds and 2 year olds in October 2024</u></p> <p>Forecast a shortfall in (supply of) hours for under 2 years and 2-year-olds.</p>	<p><u>Key Demand factor(s)</u></p> <ul style="list-style-type: none"> • Ward accounts for a relatively low number of residents 0–11-year-olds.
<p><u>Key Recommendation</u></p> <ul style="list-style-type: none"> • The ward should be considered a locality of lower priority focus for Thurrock Council, though with the local authority still actively working to attain any intelligence of changes to demand themed factors, moving through the middle of the decade. 		
Corringham and Fobbing	<p><u>Key Supply factor(s)</u></p> <ul style="list-style-type: none"> • Ward has a relatively high number of primary schools based wraparound places. • Ward has a relatively low number of places accessible with registered childminders in Autumn 2024 and 0-4s PVI early years settings. <p><u>DfE's interpretation of need - aligned to supply for under 2-year-olds and 2-year-olds in October 2024</u></p> <p>Forecast a shortfall in (supply of) hours for under 2 years and 2-year-olds - though to start resonating in September 2025</p>	<p><u>Key Demand factor(s)</u></p> <ul style="list-style-type: none"> • (Although ward accounts for a relatively low number of residents 0–11-year-olds) it accounts for a relatively high incidence of new housing development(s) phasing for the period 2024-2027. • Ward has a high incidence of parents welcoming the possibility of further wraparound childcare places and welcoming the opportunity of the extended funded entitlements.
<p><u>Key Recommendation</u></p> <ul style="list-style-type: none"> • The ward should be considered a locality of some focus for Thurrock Council, including via the local authority recognising that there is a relatively low supply/availability of PVI sector day nursery places - which could come under pressure via the forthcoming incidence of new housing developments/additional new dwellings. 		

East Tilbury	<p><u>Key Supply factor(s)</u></p> <ul style="list-style-type: none"> • Ward currently has a relatively low number of places accessible via 0-4s PVI early years settings (relative to the resident population of 0–4-year-olds) • East Tilbury Primary School does not host a maintained school nursery class. • Ward has 0 before childcare wraparound places accessible at local primary schools. • Ward has 0 after school childcare wraparound places accessible at local primary schools. • However, it can be noted that Little Angels Day Nursery may offer an additional 12 wraparound childcare places from January 2025. <p><u>DfE's interpretation of need - aligned to supply for under 2-year-olds and 2-year-olds in October 2024</u></p> <p>Forecast a shortfall in (supply of) hours for under 2 years only.</p>	<p><u>Key Demand factor(s)</u></p> <ul style="list-style-type: none"> • Ward accounts for a relatively high incidence of new housing development(s) phasing for the period 2024-2027 • Ward accounts for a relatively high incidence of parents stating that they were in employment in Autumn 2024 • Ward has a relatively high incidence of parents stating that they access wraparound childcare all of the time. • Ward has a high incidence of parents welcoming the possibility of further wraparound childcare places and welcoming the opportunity of the extended funded entitlements. • Represents a ward where the numbers of reception class children for the period 2024-2027 is forecast to increase.
<p><u>Key Recommendation</u></p> <ul style="list-style-type: none"> • The ward should be considered a priority locality of focus for Thurrock Council for all types of formal childcare - including via the local authority continuing to support the initiation of the forthcoming new PVI sector day nursery. 		
Grays Riverside	<p><u>Key Supply factor(s)</u></p> <ul style="list-style-type: none"> • Ward has a relatively high number of places accessible with 0-4s PVI early years settings in Autumn 2024 • However, ward has a relatively low number of places accessible with registered childminders in Autumn 2024 • Ward has a relatively low number of 3-11 years wraparound childcare places accessible via a primary school and a PVI day nursery setting (relative to the resident population of 3–11-year-olds). <p><u>DfE's interpretation of need - aligned to supply for under 2-year-olds and 2-year-olds in October 2024</u></p> <p>Forecast a shortfall in (supply of) hours for under 2 years and</p>	<p><u>Key Demand factor(s)</u></p> <ul style="list-style-type: none"> • Ward has a relatively high resident population of 0-4 years and 3-11 years. • Ward accounts for a relatively high incidence of new housing development(s) phasing for the period 2024-2025 • Ward has a relatively high incidence of 0-4 years PVI settings that envisaged a forthcoming high demand for funded 2-year-olds childcare places. • Ward has a relatively high incidence of parents of 0-4 years saying they would like to increase their hours of formal childcare.

	2-year-olds.	
<u>Key Recommendation</u> <ul style="list-style-type: none"> The ward should be considered a <u>priority</u> locality of focus for Thurrock Council – including via the local authority advising and working with the multiple PVI sector day nursery settings to increase the number of wraparound childcare places. 		
Grays Thurrock	<u>Key Supply factor(s)</u> <ul style="list-style-type: none"> Ward has a relatively high number of before school wraparound places. Ward has a relatively notable incidence of evident vacancies among 0-4s PVI early years settings and with registered childminders, in Autumn 2024 (with a relatively high number of childminders operating in the ward). <u>DfE's interpretation of need - aligned to supply for under 2-year-olds and 2 year olds in October 2024</u> Forecast a shortfall in (supply of) hours for under 2 years and 2-year-olds.	<u>Key Demand factor(s)</u> <ul style="list-style-type: none"> Ward has a relatively high resident population of 0-4 years and 3-11 years. Ward accounts for a relatively high incidence of new housing development(s) phasing for the period 2024-2025 Had a relatively high incidence of 0-4 years PVI settings that envisaged a forthcoming high demand for funded 2-year-olds childcare places. Ward has a relatively high incidence of parents of 0-4 years saying they would like to increase their hours of formal childcare.
<u>Key Recommendation</u> <ul style="list-style-type: none"> The ward should be considered a locality of some focus for Thurrock Council, including via the local authority recognising that there is a relatively high number of forthcoming of new dwellings set to be constructed and occupied in the ward, however – there exists in Autumn 2024 a notable incidence of vacant places with (certain) early years childcare providers. 		
Little Thurrock Blackshots	<u>Key Supply factor(s)</u> <ul style="list-style-type: none"> Ward has a relatively low number of accessible places via any PVI (full)day nursery setting. Ward has a relatively low number of places accessible with registered childminders in Autumn 2024. <u>DfE's interpretation of need - aligned to supply for under 2-year-olds and 2 year olds in October 2024</u> Forecast a shortfall in (supply of) hours for under 2 years and 2-year-olds – though to start resonating in September 2025.	<u>Key Demand factor(s)</u> <ul style="list-style-type: none"> Ward has a relatively lower resident population of 0-4 years and 3-11 years. Ward has a high incidence of parents welcoming the possibility of further wraparound childcare places. Ward has a relatively high incidence of parents stating that they access wraparound childcare all the time.
<u>Key Recommendation</u> <ul style="list-style-type: none"> The ward should be considered a locality of some focus for Thurrock Council, including 		

via the local authority recognising that there is a relatively low supply/availability of PVI sector day nursery places.

<p>Little Thurrock Rectory</p>	<p><u>Key Supply factor(s)</u></p> <ul style="list-style-type: none"> • This ward has 0 after school wraparound places accessible at local primary schools. • Ward has a relatively low number of places accessible with registered childminders in Autumn 2024. <p><u>DfE's interpretation of need - aligned to supply for under 2-year-olds and 2-year-olds in October 2024</u></p> <p>Forecast a shortfall in (supply of) hours for under 2 years and 2 year olds – though to start resonating in September 2025.</p>	<p><u>Key Demand factor(s)</u></p> <ul style="list-style-type: none"> • Ward has a relatively high incidence of parents of 0-4 years saying they would like to increase their hours of formal childcare. • Ward accounts for a relatively high number of parents who state that the extended funded childcare programme will enable them to increase their hours of access. • Ward has a relatively high incidence of parents of 0-4 years saying they would like to access out of school childcare in the future. • Represents a ward where the numbers of reception class children for the period 2024-2027 is forecast to increase.
---------------------------------------	--	---

Key Recommendation

- The ward should be considered a locality of some focus for Thurrock Council – including via the local authority advising and working with PVI sector day nursery settings and (to the best of their ability) the local primary school to increase the number of after school childcare wraparound places.

<p>Ockendon</p>	<p><u>Key Supply factor(s)</u></p> <ul style="list-style-type: none"> • Ward has a relatively low number of after school wraparound places accessible at a local primary school. • Ward has a relatively high number of places accessible with 0-4s PVI early years settings in Autumn 2024. <p><u>DfE's interpretation of need - aligned to supply for under 2-year-olds and 2 year olds in October 2024</u></p> <p>Forecast a shortfall in (supply of) hours for under 2 years and 2-year-olds.</p>	<p><u>Key Demand factor(s)</u></p> <ul style="list-style-type: none"> • Ward has a relatively high resident population of 0-4 years and 3-11 years. • Ward has a relatively high incidence of primary schools envisaging an increasing demand for wraparound childcare places in forthcoming 12 months. • Ward accounted for a relatively high number of parents of 0-4 years wanting to access a day nursery in forthcoming years. • Ward has a relatively high incidence of parents stating that the extensions to the funded entitlement will enable them to work more hours.
------------------------	---	---

Key Recommendation

- The ward should be considered a locality of some focus for Thurrock Council – including via the local authority advising and working with PVI sector day nursery settings and (to

the best of their ability) the local primary school to increase the number of after school childcare wraparound places.

Orsett	<p><u>Key Supply factor(s)</u></p> <ul style="list-style-type: none"> • Ward has a relatively low number of places accessible via 0-4s PVI early years settings – and relatively low number of places accessible with registered childminders in Autumn 2024. <p><u>DfE's interpretation of need - aligned to supply for under 2-year-olds and 2 year olds in October 2024</u></p> <p>Forecast a shortfall in (supply of) hours for under 2 years and 2-year-olds.</p>	<p><u>Key Demand factor(s)</u></p> <ul style="list-style-type: none"> • Primary schools repeatedly outline a decreased demand for wraparound childcare places over past 12 months. • Ward has a relatively low resident population of 0-4 years and 3-11 years.
--------	---	--

Key Recommendation

- The ward should be considered a locality of some focus for Thurrock Council, including via the local authority recognising that there is a relatively low supply/availability of PVI sector (full) day nursery places - though a relatively *high* incidence of wraparound childcare places, aligned to its resident population size of 3-11 year old.

South Chafford	<p><u>Key Supply factor(s)</u></p> <ul style="list-style-type: none"> • Ward has a relatively high number of primary schools based wraparound places. • Ward has a relatively low number of places accessible with registered childminders in Autumn 2024 • However, ward has a relatively high number of 2-4 years places accessible with maintained school nursery class in Autumn 2024 and a relatively high number of places accessible with 0-4s PVI early years settings in Autumn 2024. <p><u>DfE's interpretation of need - aligned to supply for under 2-year-olds and 2 year olds in October 2024</u></p> <p>Forecast a shortfall in (supply of) hours for under 2 years and 2-year-olds.</p>	<p><u>Key Demand factor(s)</u></p> <ul style="list-style-type: none"> • Ward has a relatively high number of pupils on roll at primary schools located in the ward. • Ward has a relatively high incidence of parents of 0-4 years saying they would like to increase their hours of funded 2-year-olds places in the future • Ward has a relatively high incidence of parents stating that they access wraparound childcare all of the time. • Ward has a relatively high incidence of parents stating that the extensions to the funded entitlement will enable them to work more hours.
----------------	--	---

Key Recommendation

- The ward should be considered a locality of lower priority focus for Thurrock Council, though with the local authority still actively working to attain any intelligence of changes to demand themed factors, moving through the middle of the decade.

Stanford East and Corringham Town	<p><u>Key Supply factor(s)</u></p> <ul style="list-style-type: none"> • Ward has a relatively high number of before school and after school wraparound places. • Ward also has a relatively high number of places accessible with 0-4s PVI early years settings in Autumn 2024. <p><u>DfE's interpretation of need - aligned to supply for under 2-year-olds and 2 year olds in October 2024</u></p> <p>Forecast a shortfall in (supply of) hours for under 2 years and 2-year-olds.</p>	<p><u>Key Demand factor(s)</u></p> <ul style="list-style-type: none"> • Ward has a relatively high number of pupils on roll at the primary schools located in the ward. • Ward has a relatively notable incidence of vacancies among PVI day nursery settings, in Autumn 2024 • Ward has a relatively high incidence of parents of 0-4 years accessing funded 2-year-olds places in Autumn 2024.
<p><u>Key Recommendation</u></p> <ul style="list-style-type: none"> • The ward should be considered a locality of lower priority focus for Thurrock Council, though with the local authority still actively working to attain any intelligence of changes to demand themed factors, moving through the middle of the decade – particularly attuned to the incidence of vacant places at PVI day nursery settings. 		
Stanford-le-Hope West	<p><u>Key Supply factor(s)</u></p> <ul style="list-style-type: none"> • Ward has a relatively low number of wraparound childcare places accessible at local primary schools – in comparison to the resident number of 3–11-year olds • Ward has a relatively low number of places accessible with registered childminders in Autumn 2024 • Ward has a relatively high number of places available via 0-4s PVI early years settings, to counter the fact that there is 0 maintained school nursery class places within the ward. <p><u>DfE's interpretation of need - aligned to supply for under 2-year-olds and 2 year olds in October 2024</u></p> <p>Forecast a shortfall in (supply of) hours for under 2 years only.</p>	<p><u>Key Demand factor(s)</u></p> <ul style="list-style-type: none"> • Ward accounts for a relatively high incidence of new housing development(s) phasing for the period 2024-2025 • Ward accounts for a relatively high incidence of parents stating that they were in employment in Autumn 2024 • Ward has a relatively high incidence of parents of 0-4 years saying they would like to increase their hours of formal childcare. • Ward has a high incidence of parents welcoming the possibility of further wraparound childcare places. • Ward accounted for a relatively high number of parents of 0-4 years wanting to access a day nursery in forthcoming years.
<p><u>Key Recommendation</u></p> <ul style="list-style-type: none"> • The ward should be considered a <u>priority</u> locality of focus for Thurrock Council – including via the local authority advising and working with the multiple PVI sector day nursery settings and the two primary schools to increase the number of wraparound childcare places. 		

Stifford Clays	<p><u>Key Supply factor(s)</u></p> <ul style="list-style-type: none"> • Ward has a relatively low number of wraparound childcare places accessible at the local primary school. • Ward has a relatively low number of full day places accessible via 0-4s PVI early years settings - and relatively low number of places accessible with registered childminders in Autumn 2024. <p><u>DfE's interpretation of need - aligned to supply for under 2 year olds and 2 year olds in October 2024</u></p> <p>Forecast a shortfall in (supply of) hours for under 2 years and 2 year olds.</p>	<p><u>Key Demand factor(s)</u></p> <ul style="list-style-type: none"> • Ward has a relatively low resident population of 0-4 years and 3-11 years.
<p><u>Key Recommendation</u></p> <ul style="list-style-type: none"> • (Even accounting for the fact that the ward has a relatively low number of residents 0-11 year olds) the ward should be considered a locality of some focus for Thurrock Council, including via the local authority recognising that there is a relatively low supply/availability of PVI sector day nursery places and wraparound childcare places. 		
The Homesteads	<p><u>Key Supply factor(s)</u></p> <ul style="list-style-type: none"> • Ward does not host a primary school and therefore does not have any school based wraparound childcare places. • Ward does not host any places accessible via 0-4s PVI early years settings or (as above) a maintained sector nursery class – however, it does host a relatively high number of places accessible with registered childminders in Autumn 2024. <p><u>DfE's interpretation of need - aligned to supply for under 2 year olds and 2 year olds in October 2024</u></p> <p><i>Did not forecast any</i> shortfall in (supply of) hours for under 2 years and 2 year olds.</p>	<p><u>Key Demand factor(s)</u></p> <ul style="list-style-type: none"> • Has a relatively low resident population of 0-4 years and 3-11 years.
<p><u>Key Recommendation</u></p> <ul style="list-style-type: none"> • (Even accounting for the fact that the ward has a relatively low number of residents 0-11 year olds) the ward should be considered a locality of some focus for Thurrock Council, including via the local authority recognising that there is a relatively low supply/availability of PVI sector day nursery places and wraparound childcare places. 		

Tilbury Riverside and Thurrock Park	<p><u>Key Supply factor(s)</u></p> <ul style="list-style-type: none"> • Ward has a relatively high number of residents 0-4 year olds, however a relatively low number of early years childcare places accessibility at PVI nursery settings • Ward has 0 after school childcare wraparound places accessible at local primary schools. <p><u>DfE's interpretation of need - aligned to supply for under 2-year-olds and 2 year olds in October 2024</u></p> <p>Forecast a shortfall in (supply of) hours for under 2 years and 2 year olds.</p>	<p><u>Key Demand factor(s)</u></p> <ul style="list-style-type: none"> • Ward accounts for a relatively high incidence of parents stating that they were in employment in Autumn 2024 • Ward has a relatively high resident population of 0-4 years and 3-11 years. • Ward has a relatively high incidence of parents stating that the extensions to the funded entitlement will enable them to work more hours.
<p><u>Key Recommendation</u></p> <ul style="list-style-type: none"> • The ward should be considered a <u>priority</u> locality of focus for Thurrock Council – including via the local authority advising and working with PVI sector day nursery settings and (to the best of their ability) local primary schools, to increase the number of after school childcare wraparound places and funded early years childcare places. 		
Tilbury St Chads	<p><u>Key Supply factor(s)</u></p> <ul style="list-style-type: none"> • Ward has a relatively high number of resident 0-4 year olds, however a relatively low number of early years childcare places accessibility at 0-4s PVI early years settings • Ward has 0 after school childcare wraparound places accessible at local primary schools. • Ward has a relatively low number of places accessible with registered childminders in Autumn 2024. <p><u>DfE's interpretation of need - aligned to supply for under 2 year olds and 2 year olds in October 2024</u></p> <p>Forecast a shortfall in (supply of) hours for under 2 years and 2 year olds.</p>	<p><u>Key Demand factor(s)</u></p> <ul style="list-style-type: none"> • Ward has a relatively high resident population of 3-11 years.
<p><u>Key Recommendation</u></p> <ul style="list-style-type: none"> • The ward should be considered a <u>priority</u> locality of focus for Thurrock Council – including via the local authority advising and working with PVI sector day nursery settings and (to the best of their ability) the two local primary schools to increase the number of 		

after school childcare wraparound places.		
West Thurrock and South Stifford	<p><u>Key Supply factor(s)</u></p> <ul style="list-style-type: none"> • Ward has a relatively high number of wraparound childcare places accessible at the local primary school. • Ward has a relatively high number of full day childcare places accessible via 0-4s PVI early years settings – and relatively high number of places accessible with registered childminders in Autumn 2024. <p><u>DfE's interpretation of need - aligned to supply for under 2-year-olds and 2 year olds in October 2024</u></p> <p>Forecast a shortfall in (supply of) hours for under 2 years and 2-year-olds.</p>	<p><u>Key Demand factor(s)</u></p> <ul style="list-style-type: none"> • Ward has a relatively high resident population of 0-4 years and 3-11 years. • Ward has a relatively notable incidence of evident vacancies among PVI 0-4 years settings and with registered childminders, in Autumn 2024 • Ward accounts for a relatively high number of parents who state that the extended funded childcare programme will enable them to increase their hours of access.
	<p><u>Key Recommendation</u></p> <ul style="list-style-type: none"> • Ward should be considered a locality of some focus for Thurrock Council, including via the local authority recognising that there is a relatively high supply/availability of before PVI nursery 0-4 years places existing in the ward - however, in Autumn 2024 certain settings had reported vacant places (maybe indicating an excessive current supply). 	

As stated on page 3, Thurrock Council is expectant that new provision will be introduced as a supply-side sufficiency in 2025, i.e.:

1/In terms of **additional funded entitlement places** and early years childcare places, the following extensions to provision are **due to be initiated during 2025**:

Ward	Forthcoming New Provision in 2025
East Tilbury	Ward will (subject to funding approval) account for a nursery expansion of: 1/ 12 new 3- and 4-year-old places 2/ 6 new 2-year-old places 3/ 27 new 9 months - 2 years places
Little Thurrock Rectory	Ward will (subject to funding approval) account for a nursery expansion of: 1/ 30 new 3- and 4-year-old places 2/ 16 new 2-year-old places
Ockendon	Ward will, in late 2024, account for a nursery expansion of: 1/ 4 new 3- and 4-year-old places 2/ 25 new 2-year-old places
Stanford East and Corringham	Ward will (subject to funding approval) account for a nursery expansion of: 1/ 13 new 3 and 4 places 2/ 2 new 2-year-olds places

	3/ 3 new 9 months - 2-year places
Tilbury St Chads	Ward will (subject to funding approval) account for a nursery expansion of: 1/ 12 new 9 months - 2-year-olds places 2/ 25 new 2-year-old places
West Thurrock and South Stifford	Ward will (subject to funding approval) account for a nursery expansion of: 1/ 59 new 2-year-old places 2/ 6 new 9 months - 2-year-old places

2/In terms of **additional wraparound childcare places**, the following extensions to provision are **due to be initiated during 2025**:

Ward	Forthcoming New Provision in 2025
Chafford and North Stifford	Ward will account for a primary school expansion of: 25 wraparound places (via the on-site provider).
East Tilbury	Ward will account for (subject to funding approval) a day nursery expansion of: 12 wraparound places.
Grays Thurrock	Ward will account for (subject to funding approval) a primary school expansion of: 30 wraparound places (via the on-site provider).
Ockendon	Ward will account for (subject to funding approval) a day nursery expansion of: 16 wraparound places.
Orsett	Ward will account for (subject to funding approval) a primary school expansion of: 15 wraparound places (via the on-site provider).
Stanford Le Hope West	Ward can account for a primary school expansion of: 19 wraparound places (via the on-site provider).
Little Thurrock Rectory	Ward will account for (subject to funding approval) a day nursery expansion of: 40 wraparound places.

Stanford East and Corringham	Ward will account for (subject to funding approval) a primary school expansion of: 50 wraparound places (via the on-site provider).
West Thurrock and South Stifford	Ward will account for a primary school expansion of: 10 wraparound places (via the on-site provider).

Glossary of Terms

Key terms used within the narrative that follows include:

PVI sector day nursery: refers to a daycare setting for 0-4 year olds that has identified their business structure as private, voluntary or independent, and which typically provides full daycare childcare from approximately 7:30am – 18:00pm.

Maintained sector nursery class: refers to a local authority-run nursery classes based at a local primary school. These typically provide up to 30 hours of free early education per week for children aged 2–5 years. They are open during school term-time only. Sessions are usually mornings or afternoons, although some may be able to deliver this flexibly.

Pre-School/Playgroup: refers to early years settings which provide education for children aged 2-5 years outside of a school environment – typically at a local community setting. Pre-schools (also known as playgroups) provide early years education to under 5 year olds – and they specialise in offering such young children a chance to learn and play in small groups.

The three types of provision above are collectively referred to in the report as: early years childcare providers/settings.

Wraparound Childcare: childcare that 'wraps around' the conventional (term-time) school day, both before and after it. **It does not refer to school-delivered themed clubs, like for example, football club, netball club, arts club etc.**

This provision can be offered by schools and can be run on a school site or at another setting in the area. It should not require parents to pick their child(ren) up from school and drop them off at another location. It should support them with their working day and their working hours between 8am-6pm.

Introduction and Key Demographics for Thurrock

Thurrock Council, like all local authorities, is required by law to *report annually to its elected council members on how it is meeting its duty to secure sufficient childcare, and make this report available and accessible to parents, carers, and families.*

In this report, the local authority has assessed sufficiency using contemporary data about the need (demand) for childcare and the amount (supply) of:

- early years *funded* childcare, including aligned to the extended funded entitlements and;
- before school and after school wraparound childcare.

The context for the report begins in March 2023, when the Department for Education (DfE) announced an expectation that from September 2024, parents/carers across England could expect to see an increase in the number of **wraparound childcare places for primary school aged children of 5-11 years** - and therefore this would apply to the Thurrock locality.

Essentially, DfE continue to intend that all/carers parents who need it - including working parents - can have access to wraparound care, either from their primary school or from another 5-11 years out of school hours provider in their local area, by September 2026.

Term-time wraparound childcare is defined as childcare that ‘wraps around’ the conventional school day, both before and after it. **It does not refer to school-delivered themed clubs, like for example, football club, netball club, arts club etc. This provision can be offered by schools and can be run on a school site** or at another setting in the area.

It should not require parents to pick their child(ren) up from school and drop them off at another location. It should support them with their working day and their working hours between 8am-6pm.

In February 2024, the DfE continued to set out its vision in the document: Wraparound childcare: guidance for schools and trusts in England¹. The document described how there are *“many benefits to wraparound childcare, for children, families and schools.*

These can vary by school and circumstances, but may include”:

- *enabling parents to work or study*
- *supporting vulnerable children*
- *offering enriching activities that children enjoy*
- *attracting parents to a school*
- *supporting a soft start to the school day and attendance*
- *investing fees into the school or community facilities.*

That document also outlined how **Local Authorities are responsible for ensuring there are sufficient wraparound childcare places in their area**, and that, therefore, they should work with schools, Multi Academy Trusts and PVI providers (including childminders and early years providers) to do so - using Government funding to set up new provision and expand existing provision, where needed. In addition, the document reiterated that primary schools are expected to:

- respond to their community’s wraparound needs.
- consider and respond to parents’ requests for their school to deliver wraparound childcare
- support the Local Authority to understand parental demand and, where relevant, existing wraparound provision.

This report also aligns with a second Spring 2023 Government announcement which focused on the **funded early years entitlement for 9 months – 4-year-olds** which *included:*

1/From April 2024, working parents of two-year-olds would be able to access 15 hours of funded early education and childcare

2/From September 2024 (when this assessment commenced), 15 hours early education and childcare support would be extended to eligible working parents with a child from 9-months-old – 3 years.

3/From September 2025, early education and childcare funding will extend to 30 hours

1

https://assets.publishing.service.gov.uk/media/65d735262197b201e57fa72a/Wraparound_childcare_guidance_for_schools_and_trusts_in_England.pdf

for eligible working parents with a child from 9-months-old up to school age.

This needs assessment for both types of early education and childcare was supported by an organisation called

Place Group - an early education themed project management that has significant experience of working on Childcare Sufficiency Assessments.

Place Group had previously supported Thurrock Council in 2020.

Place Group implemented the following **methodology** to produce the following needs assessment.

1/Structured telephone/virtual interviews with representatives of Thurrock's early years childcare providers, registered childminders and primary schools which focused on the themes of: (a) early years childcare places supply, observed demand and themes relevant to the expansion to the Government's funded early years entitlements² and; (b) the incidence of the delivery of wraparound childcare places, before school and after school.

2/Two online surveys which were promoted to Thurrock-resident parents and carers of 0–11-year-olds, in September and October 2024, which invited them to provide their views on early years childcare and wraparound childcare* places - both in the present and in the forthcoming future.

A specific online survey was promoted (by the local authority) to parents/carers of children aged 0-4 years – and this focused (in terms of content), on the existing and extended funded entitlements for 0–4-year-olds.

The second specific online survey was promoted (by the local authority) to parents/carers of children aged 3-11 years – and this focused (again, in terms of content) on the accessibility to (and demand for) wraparound childcare places.

3/Analysis of contemporary demographic and socio-economic factors, including a focus on: (a) existing and forecast population levels of 0–11-year-olds and; (b) the forthcoming incidence of new housing developments, which would have a potential effect on demand for (funded) early years childcare places and wraparound around childcare places, at specific locations (i.e. wards) throughout the Thurrock locality.

² <https://www.childcarechoices.gov.uk/upcoming-changes-to-childcare-support/>

The demographic context for the Thurrock locality

The ONS (Office of National Statistics) have published that between the last two censuses (held in 2011 and 2021), the population of Thurrock increased by 11.6% - from around 157,000 in 2011 to around 176,000 in 2021. The same source indicates that in mid-2022 the population of 0-4 year olds in each of Thurrock's wards was as follows:

Table 1 - Existing Population of 0-4 year olds: Thurrock wards (source: ONS 2023)

Thurrock Ward	Existing population of 0-4 year olds in ward (ONS 2023)
Aveley and Uplands	768
Belhus	702
Chadwell St Mary	736
Chafford and North Stifford	475
Corringham and Fobbing	236
East Tilbury	636
Grays Riverside	1,227
Grays Thurrock	574
Little Thurrock Blackshots	443
Little Thurrock Rectory	370
Ockendon	967
Orsett	344
South Chafford	540
Stanford East and Corringham Town	509
Stanford-le-Hope West	552
Stifford Clays	331
The Homesteads	464
Tilbury Riverside and Thurrock Park	705
Tilbury St Chads	508
West Thurrock and South Stifford	1,157

Table 1 above indicates that the three wards with the most pronounced populations of children and young people aged 0-4 (early) years, in mid-2022, were:

1. Grays Riverside
2. West Thurrock and South Stifford
3. Ockendon

i.e. the southwest locality of the Thurrock area.

Table 2 below indicates an approximate number of 3–11-year-olds that were resident within each of the Thurrock area's wards in mid-2022 - an age cohort which aligns to a natural potential need for ongoing wraparound childcare places. The table also indicates the number of primary schools located in each ward – and the 2024 primary cohort admission number/primary population for each ward.

Table 2 - Fundamental primary school themed dynamics across Thurrock – as context for the dynamic of wraparound childcare accessibility (sources: ONS 2023/Thurrock Council 2024)

Ward	Number of primary schools located in ward	Existing population of 3-11 year olds in ward (ONS 2022-published in 2023)	Total Number of pupils on roll in Ward Primary LA Maintained Schools & Academies by Ward – Jan' 2024 (TC School Census 2023-2024 return)
Aveley and Uplands	2	1,446	853
Belhus	4	1,470	1,514
Chadwell St Mary	2	1,449	606
Chafford and North Stifford	1	1,000	755
Corringham and Fobbing	1	523	506
East Tilbury	1	1,094	674
Grays Riverside	1	1,945	721
Grays Thurrock	3	1,140	1,963
Little Thurrock Blackshots	2	880	1,087
Little Thurrock Rectory	1	701	675
Ockendon	2	1,689	883
Orsett	3	598	518
South Chafford	3	1,033	2,146

Thurrock Ward 2023	Number of primary schools located in ward	Existing population of 3-11 year olds in ward (ONS 2022-published in 2023)	Total Number of pupils on roll in Ward Primary LA Maintained Schools & Academies by Ward – Jan' 2024 (TC School Census 2023-2024 return)
Stanford East and Corringham Town	4	942	1,663
Stanford-le-Hope West	2	928	658
Stifford Clays	1	787	665
The Homesteads	0	872	0
Tilbury Riverside and Thurrock Park	2	1,325	941
Tilbury St Chads	2	1,074	898
West Thurrock and South Stifford	2	2,043	1,097

The Table above indicates that the three wards with the most pronounced populations³ of children and young people aged 3-11 years, were:

1. West Thurrock and South Stifford
2. Grays Riverside
3. Ockendon

From a trends perspective, Tables 1 and 2 can be contrasted with GP registration data for the Thurrock locality. This data for October 2024 indicates that the birth rate in the Thurrock locality is falling – with their being (at that date) 17% less 0-12 months (relatively new birth) resident children than there are 4-year-olds. Essentially, progressively, year-year, less new births are taking place in the Thurrock locality than was the case for the preceding year.

Additionally, however, Table 3 overleaf indicates how metrics for reception class numbers is forecast to evolve during the period 2024 – 2027. This table does indicate that the reception intake for a number of wards will, to a limited extent, increase.

³ Population details has been presented using ONS Estimates by single year of age and sex for 2023 Electoral Wards, as in mid-2022 as a source: see: <https://www.ons.gov.uk/peoplepopulationandcommunity/populationandmigration/populationestimates/datasets/warplevelmidyearpopulationestimatesexperimental> .

Table 3 - Forecast numbers of Reception pupil's numbers intake for the period 2024-2027
(source: Thurrock Council 2024)

Ward	Forecast Reception intake 2024	Forecast Reception intake 2025	Forecast Reception intake 2026	Forecast Reception intake 2027	+/- 2024 - 2027
Aveley and Uplands	139	157	141	134	+5
Belhus	122	147	131	113	-9
Chadwell St Mary	167	158	116	119	-48
Chafford and North Stifford	113	96	106	103	-10
Corringham and Fobbing	52	43	51	48	-4
East Tilbury	110	94	118	117	+7
Grays Riverside	243	255	242	224	-19
Grays Thurrock	145	150	124	123	-22
Little Thurrock Blackshots	90	78	77	57	-37
Little Thurrock Rectory	84	62	82	88	+4
Ockendon	190	190	180	173	-17
Orsett	68	73	69	53	-15
South Chafford	121	89	110	86	-35
Stanford East and Corringham Town	105	103	98	84	-21
Stanford-le-Hope West	109	105	113	89	-20
Stifford Clays	69	55	71	60	-9
The Homesteads	90	84	93	79	-11
Tilbury Riverside and Thurrock Park	152	122	163	115	-37
Tilbury St Chads	112	103	88	84	-28
West Thurrock and South Stifford	237	252	226	224	-11

Table 3 indicates that there are three wards where the number of reception children within relevant, located, primary schools is forecast to increase: 1/Aveley and Uplands; 2/East Tilbury and; 3/Little Thurrock Rectory.

Table 3 can be contrasted to Table 4 which presents metrics that were generated via the research undertaken in Autumn 2024, which outlines the supply of early years childcare places accessible via relevant group/setting-based providers located in each of Thurrock's wards.

Table 4 - Supply of (setting-based) registered early years childcare places in Thurrock:
(a) PVI group/settings (including nurseries and pre-schools and; (b) maintained nursery
classes (source: Thurrock Council 2024)

Ward	Number of providers PVI sector full day care and sessional early years childcare providers/settings	Number of registered places with PVI sector full day care and sessional early years childcare providers/settings	Number of maintained sector and Academy-based nursery classes	Number of registered places with maintained sector nursery classes
Aveley and Uplands	4	189	2	55
Belhus	3	96	4	121
Chadwell St Mary	4	166	0	0
Chafford and North Stifford	2	148	1	57
Corringham and Fobbing	1	26	1	79
East Tilbury	1	120	0	0
Grays Riverside	5	298	1	66
Grays Thurrock	2	71	2	125
Little Thurrock Blackshots	1	24	1	37
Little Thurrock Rectory	2	74	1	41
Ockendon	4	118	2	93
Orsett	1	26	1	43
South Chafford	2	158	3	124
Stanford East and Corringham Town	3	123	2	90
Stanford-le-Hope West	6	274	1	45
Stifford Clays	1	26	1	57
The Homesteads	0	0	0	0

Ward	Number of providers PVI sector full day care and sessional early years childcare providers/settings	Number of registered places with PVI sector full day care and sessional early years childcare providers/settings	Number of maintained sector and Academy-based nursery classes	Number of registered places with maintained sector nursery classes
Tilbury Riverside and Thurrock Park	1	26	2	113
Tilbury St Chads	2	68	2	88
West Thurrock and South Stifford	2	257	1	30

Table 4 indicates that the three wards with the highest (theoretical/statistical) accessibility to early years childcare provider/settings places are:

1. Grays Riverside
2. Stanford-le-Hope West
3. West Thurrock and South Stifford (which is bordered by Grays Riverside ward)

In terms of the supply of wraparound childcare places across the Thurrock locality - this is evaluated/presented within the Appendices of this report (see pages 92-111), at a ward level, aligned to feedback given to the LA as part of the development of this report in Autumn 2024.

The ward maps within the Appendices indicate that the following three wards were, in Autumn 2024, accounting for the most frequent number of primary school and PVI early years sector-based: **breakfast club/before school** places:

- Stanford East and Corringham Town ward (140 before school places)
- Belhus ward (127)
- Grays Thurrock ward (123)

Additionally, the Table within section 3.1.1 indicates that the following three wards that were, in Autumn 2024, accounting for the most frequent number of primary school and PVI early years sector-based: **after school (club)** places:

1. South Chafford (136 before school places)
2. West Thurrock and South Stifford (126)
3. Belhus (107)

Another integral demographic-themed type of (demand-side) context focuses on the factor of new housing developments that are progressively being constructed and occupied across the Thurrock-locality.

Table 5, overleaf, outlines the new dwellings expected to be constructed (from 2024 onwards), delivered and occupied up to the year 2027-2028. The new dwellings are allocated into (Thurrock Council) 'town'-level classification - and all have full or outline planning permission.

There is/will be a degree of phasing aligned to the metrics presented in column two - and that metric is the cumulative total that will be constructed between 2024-2028.

Column three of Table 5 then presents a figure for the *potential* number of new resident 0-4 year olds which the new developments/dwellings could yield as an outcome of their eventual occupation - and therefore who may (also) require consideration of a family's wish to take up a formal early years childcare place, potentially a funded entitlement place.

Table 5 - Potential influence of the resident numbers of 0-4 year old children that will be initiated via the incidence of new dwellings being constructed in Thurrock wards during the period 2024-2027 (source: TC September 2024)

Thurrock locality (town) which will account for 25 or over new housing developments (1/due to be constructed/2/full planning permission; 3/outline planning permission) during the period 2024-2027	Number of new dwellings set out in TC document to be constructed during the period 2024-2027 <i>5-year land supply (2024)</i>	Possible yield of new nursery pupils - aligned to TC new housing education places Pupil Product Ratio (formula), for 2 bedroom and over - new houses which = 9.76% for every 100 such dwellings ⁴
Aveley	43	4
East Tilbury	172	17
Fobbing	187	18
Grays	195	19
Langdon Hills	151	15
Purfleet-on-Thames	63	6
South Ockendon	155	15
Stanford-le-Hope	175	17

Table 5 indicates that the locality that will account for the highest number of new dwellings - and therefore potential highest need for additional/new funded childcare places - is Grays with completions still due to be constructed and occupied over a phasing period of 2024 – 2027.

⁴ Thurrock Council has two relevant Pupil Product Ratio's (PPR) aligned to new housing developments:
1/Nursery Yield of 6.1% - for every 100 new privately owned homes, TC anticipate 6.1 new nursery pupils
2/Nursery Yield of 9.76% - for every 100 new affordable housing homes, TC anticipate 9.76 new nursery pupils
For this report, Place Group have applied the 'higher-end' formula/PPR of 9.76% so as to promote the 'outer-case' scenario.

The special educational needs and disabilities (SEND) factor

Since Autumn 2022, the following metrics for the Disability Access Fund and 2⁵, 3 and 4 year olds accessing the programme have been observed for the Thurrock locality.

Table 6 - Numbers of DAF eligible early years funded pupils accessing relevant provision during the period Autumn 2022 – Autumn 2024 (source: TCFIS November 2024)

Headcount term	DAF qualifying pupils
2022/23 - Autumn	25
2022/23 - Spring	41
2022/23 - Summer	46
2023/24 - Autumn	31
2023/24 - Spring	46
2023/24 - Summer	68
2024/25 - Autumn	53

Additionally, Table 7 indicates - the total number of early years and primary cohort pupils who have Education, Health and Care Plans (EHCPs) that were resident in each of the Thurrock locality's 20 wards, in summer 2024. The table also indicates the percentage of primary schools, per ward, that reported that pupils with SEND who were able to access early years and wraparound childcare provision *within their setting* – as reported to the local authority, during the research undertaken for this sufficiency assessment in Autumn 2024.

Ward	Number of resident EHCP early years and primary cohort children resident in the ward in summer 2024 (Thurrock Council – summer 2024 [Census])	Percentage of responding primary schools that are situated in the ward, that confirmed that pupils with SEND were able to access childcare places – as an outcome of the Autumn 2024 sufficiency themed research
Aveley and Uplands	73	50% - with 50% stating 'there are some designations that cannot access.
Belhus	64	75% - with 50% stating 'there are some designations that cannot access.
Chadwell St Mary	69	100%
Chafford and North Stifford	25	100%
Corringham and Fobbing	26	100%
East Tilbury	55	n/a

⁵ Eligibility was extended to all age groups accessing funded provision – i.e. 2 year-olds and older from April 2024; and 9 month-olds and older from September 2024.

Ward	Number of resident EHCP early years and primary cohort children resident in the ward in summer 2024 (Thurrock Council – summer 2024 [Census])	Percentage of responding primary schools that are situated in the ward, that confirmed that pupils with SEND were able to access childcare places – as an outcome of the Autumn 2024 sufficiency themed research
Grays Riverside	88	100% stated 'there are some designations that cannot access.
Grays Thurrock	51	100%
Little Thurrock Blackshots	29	100%
Little Thurrock Rectory	30	100%
Ockendon	76	100%
Orsett	20	100%
South Chafford	30	No information supplied via sufficiency research via relevant schools.
Stanford East and Corringham Town	35	50% - with 50% stating 'there are some designations that cannot access.
Stanford-le-Hope West	37	100%
Stifford Clays	30	100%
The Homesteads	30	n/a
Tilbury Riverside and Thurrock Park	41	100%
Tilbury St Chads	73	100%
West Thurrock and South Stifford	71	50% - with 50% stating 'there are some designations that cannot access.

Table 7 indicates that the three wards which accounted for the highest incidence of resident early years pupils and primary-aged cohort pupils with an EHCP, as of summer 2024, were:

1. Grays Riverside
2. Ockendon – and the bordering,
3. Aveley and Uplands

Those representatives of schools that stated that they experienced challenges providing (particularly wraparound) childcare to pupils who had certain types of SEND designations, including physical disabilities and complex needs - provided (typically cost-focused) feedback, including:

“Our school ‘cannot manage’ the cost of an extra adult if 1:1 support is needed. We are close to saying one pupil cannot attend [wraparound childcare] because of the extra support he needs”.

“If a child had a EHCP or a child with no independence and needed 1: 1 support, then we would ‘need to’ find suitable staffing [for wraparound childcare]. The same would be for a child with a medical condition such as having a feeding tube or a tracheostomy - we would ‘need’ someone with appropriate formal training”.

“We try to provide childcare to all children... if a child needs 1:1 support, we then have to discuss with the parents, how it was funded”.

“The children need to be able to integrate. There are some SEND children with very complex needs and if they need 1:1 support... we have to charge the parents for the [specific] member of staff”.

1 Outcome of Consultation with Early Years Childcare Providers

In early Autumn 2024, (a) early years childcare providers/settings, i.e. PVI sector day nurseries and pre-schools - and: (b) registered childminders were invited to participate in a structured telephone or virtual interview with a member of the needs assessment research team.

Both surveys focused on key themes, including: occupancy, recruitment and sustainability - and a pivotal series of questions which requested feedback on the extended funded entitlements which were set to be introduced across England as follows:

- From **April 2024**, working eligible parents of two-year-olds were able to access 15 hours of funded early education and childcare.
- From **September 2024**, 15 hours of funded early education and childcare was extended to all children from the age of nine months.
- From **September 2025**, working parents of children under the age of five will be entitled to 30 hours funded early education and childcare per week.

A total of 45 PVI sector day nurseries and sessional pre-schools and 90 operating registered childminders participated in the interviews and surveys and their key feedback is detailed below.

1.1 Occupancy

1.1.1 All *responding* early years childcare providers were invited to state the extent to which they were open throughout a calendar year.

56% of early years childcare providers/settings stated that they were open, All Year Round, with 44% stating that they were accessing Term-Time Only.

In comparison, 80% of registered childminders stated that they were, accessible All Year Round, with 20% stating that they were accessing Term-Time Only.

1.1.2 All *responding* early years childcare providers/settings were invited to state whether they had a waiting list⁶ at the time of their interview, in Autumn 2024.

54% of early years childcare settings (i.e. nurseries and pre-schools) stated that they did - and the age cohort that was evidently experiencing the most frequent incidence of waiting lists, among such providers, was 2 years, followed (closely) in frequency by 0-12 months. Additionally, those providers/settings that *did* have a waiting list were requested to state whether it had changed in size, since Autumn 2023.

- 65% of relevant providers/settings stated: Yes, it has increased in size (this was feedback received to a most frequent extent from relevant representatives located in the Aveley and Uplands ward)

⁶ It is acknowledged that waiting lists can be a subjective theme – especially aligned to timelines – and providers were invited to state whether, in Autumn 2024, there were children due to access their care, in the foreseeable future.

- (Only) 5% of relevant providers/settings stated: Yes, it has *decreased* in size.
- 30% of relevant providers/settings stated: No, it has more or less stayed the same.

The incidence of waiting lists for early years childcare providers/settings was (proportionally) highest in the Chadwell St. Mary ward, followed in frequency by the Aveley and Uplands ward.

Similarly, all *responding* registered childminders were invited to state whether they had a waiting list at the time of their interview, in Autumn 2024. 29% stated that they did - and the age cohort that was evidently experiencing the most frequent incidence of waiting lists was 1 year, followed by 0-12 months.

Additionally, those registered childminders that *did* have a waiting list were requested to state whether it had changed in size, since Autumn 2023.

- 55% of childminders stated Yes: it has increased in size (this was feedback received to a most frequent extent from childminders located in The Homesteads ward)
- 0 childminders stated Yes: it has decreased in size.
- 45% of childminders stated No: it has more or less stayed the same.

1.1.3 Conversely, all early years childcare providers/settings were also invited to state whether they had any **vacancies** at the time of their interview, in Autumn 2024.

59% stated that they did - and the age cohort that was evidently experiencing the most frequent incidence of vacant places was 3 years, followed in frequency by 2 years.

The incidence of vacancies at early years childcare providers/settings was (proportionally) highest in the Stanford East and Corringham Town ward, followed in frequency by the West Thurrock and South Stifford ward.

All registered childminders were also invited to state whether they had any vacancies at the time of their interview, in Autumn 2024.

41% (18% lower than the percentage that was observed for the early years childcare providers/settings) stated that they did - and the age cohort that was evidently experiencing the most frequent incidence of vacant places was, once again 2 years, followed in frequency by 3 years. The incidence of vacancies at registered childminders was (proportionally) highest in the Grays Thurrock ward, followed in frequency (once again) by the (relatively nearby) West Thurrock and South Stifford ward.

1.1.4 Finally, all early years childcare providers/settings were also invited to state whether they had observed or experienced any new trends - aligned to demand - at their establishment in the past 12 months - since Autumn 2023. 92% of such providers stated that they had - and the three recurrent such trends were:

1. A notable increase in the demand for funded places for 2-year-olds - including aligned to the April 2024 expansion to eligibility
2. A notable increase in the demand for places for babies
3. Parents having an enhanced awareness about an accessibility to funded childcare places, since the extended funded programme was announced in Spring 2023

Similarly, all registered childminders invited to state whether they had observed or experienced any new trends - aligned to demand - at their establishment since Autumn 2024. 75% of such professionals stated that they had - and the three recurrent trends were:

1. An increase in enquiries about places for 9-month year olds through to 2-year-olds
2. A notable demand for the extended in April 2024 funded places for 2-year-olds
3. A notable increase in enquiries for part-time places - including from parents that are working flexible and/or shift hours.

1.2 Fees

1.2.1 Table 8 below shows the average standard fees applicable for each type of childcare provision for specific key age groups, **for fee paying places**.

Table 8 - Average standard fees per age group stated by responding childcare providers

Type of Provision	Aged 0 – 12 months	Aged 1 year	Aged 2 years	Aged 3 years	Aged 4 years	Aged 5-8 years	Aged 9 years & over
Day Nurseries – Full Daycare (Daily fees)	£72.31	£73.83	£72.22	£70.19	£69.18		
Sessional Pre-School/Playgroups (Sessional fees)	n/a	n/a	£20.50	£20.23	£20.23		
Registered Childminders (Hourly fees)	£6.43	£6.27	£6.26	£6.43	£6.03	£5.89	£5.71

1.2.2 It should be noted that there may be variations to fees based on the number of hours a family uses, with reductions for longer hours, or discounts for sibling groups. There may also be additional payments for additional services, e.g., lunch and other meals which are not included in the price per hour.

1.3 Opening Hours

Analysis of the responses from early years childcare providers/settings, i.e. nurseries and pre-schools, indicated that:

- The most frequent opening hours for day nurseries were: 08:00am – 18:00pm
- The most frequent opening hours for sessional pre-school/playgroups were: 09:00am – 15:00pm, and:

Analysis of the responses from registered childminders, indicated that for that sector:

- The most frequent opening hours were: 07:30am (with a very marginal frequency more than 07:00am) – 18:00pm

1.4 Staffing and resourcing

1.4.1 In terms of the early year's childcare providers/settings - the following numbers of staff were evidently employed within Thurrock's responding establishments:

Table 9 - Numbers of staff employed within early years childcare providers/settings across Thurrock.

Locality	Average number per setting	Most frequently stated number
Thurrock Borough	11	10 and 15 (on an equal basis)

1.4.2 51% of early years childcare providers/settings stated that they were experiencing difficulties with recruitment of staff or retention of staff in Autumn 2024. The three most frequent types of posts/positions that challenges were being experienced for were (in order of frequency):

- Qualified Level 3 staff/positions
- Qualified Level 2 staff/positions
- Recruiting apprentices

Feedback on the theme of recruitment as a theme, in Autumn 2024, *included*:

"We struggle to find the right people, with the right temperaments - who would fit into the setting".

"We are getting people who have no qualifications applying for roles. It takes a long time to find someone with the right qualifications".

"It's quality of applicants that is the problem - and the majority of our apprentices do not complete their placements" - and similar feedback included:

“It is hard to find Level 3 staff. People join us having completed a Level 3 at college without enough practical knowledge”.

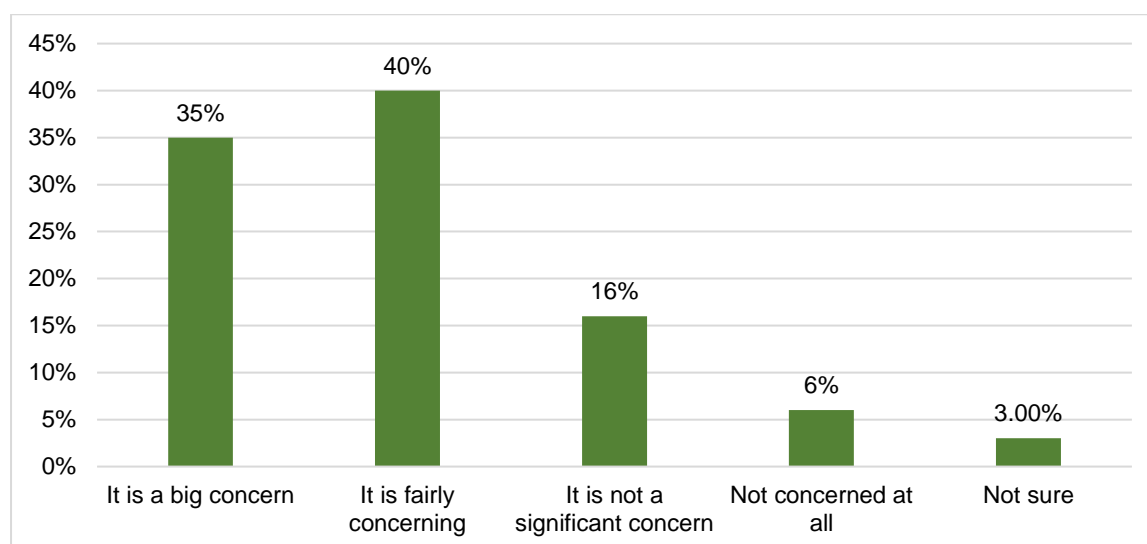
“On an increasing basis we particularly need more staff for our babies and younger children”.

In terms of the theme of retention – repeated representative feedback *included*:

“Staff sometimes get lured away by a higher salary at another nursery or at a supermarket. They can then suddenly just go... sometimes ‘shortly’ after they have been employed”.

“Our Level 3 staff move on frequently; they are simply not paid well enough”.

Image 1 - outlines the extent to which early years childcare providers/settings were concerned about workforce recruitment and retention over the next 24 months.



1.4.3 32% of early years childcare providers/settings stated that their team had training needs - or that there were gaps - in Autumn 2024. The three considered recurrent types of training needs outlined were:

- SEND-themed training (with ongoing accessibility to evening sessions)
- Continued face-to-face safeguarding themed training
- Courses on the theme of emotional development

23% of registered childminders stated that they had training needs, for themselves or for a childminding assistant⁷.

The three considered recurrent types of training needs outlined were:

- SEND-themed training (recurrently aligned to speech, language and communication needs and Autistic Spectrum Condition)

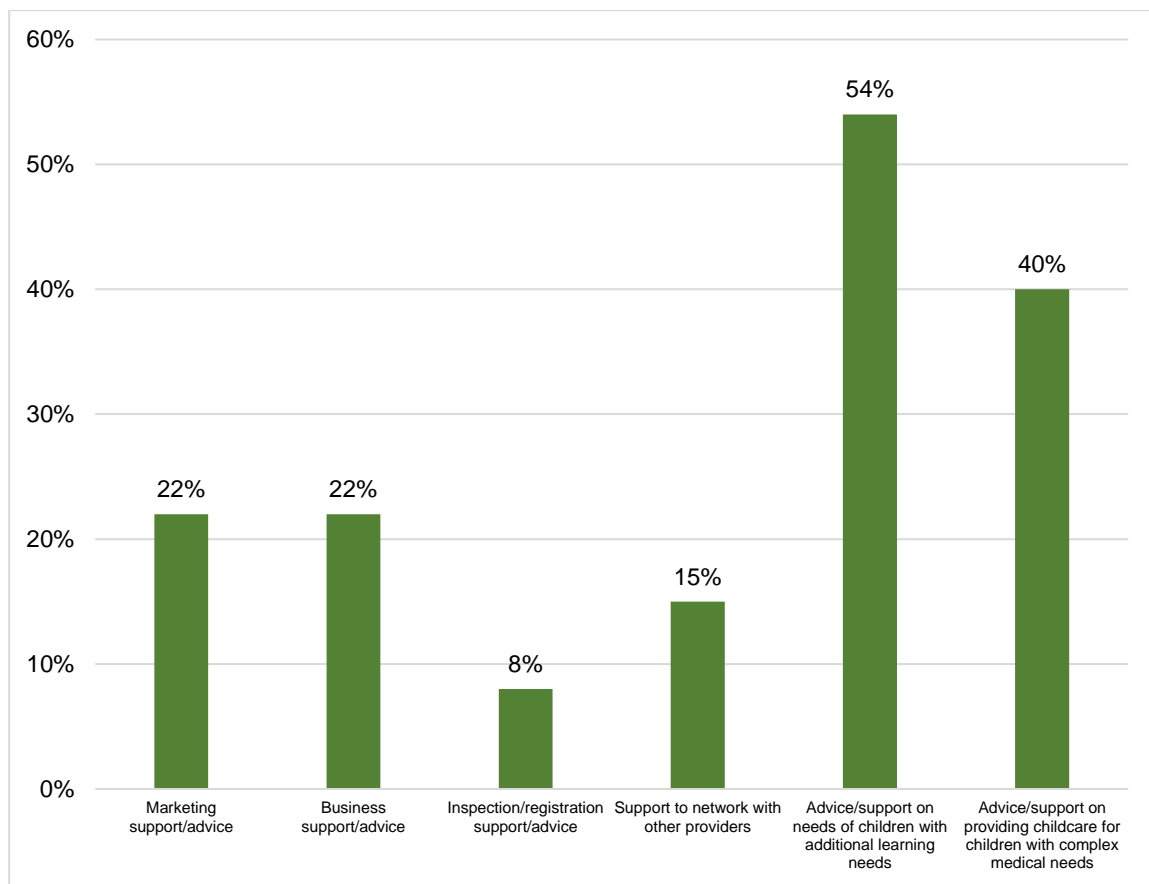
⁷ Thurrock Council has an awareness that circa 30 registered childminders work with assistants.

- “Refresher courses” on safeguarding
- Courses which focus on child development

1.5 Support from Thurrock Council

1.5.1 Early years childcare providers/settings and registered childminders were invited to state any types of general support and advice they would welcome from Thurrock Council over the forthcoming twelve months.

Image 2 - Types of support welcomed by early years childcare providers/settings



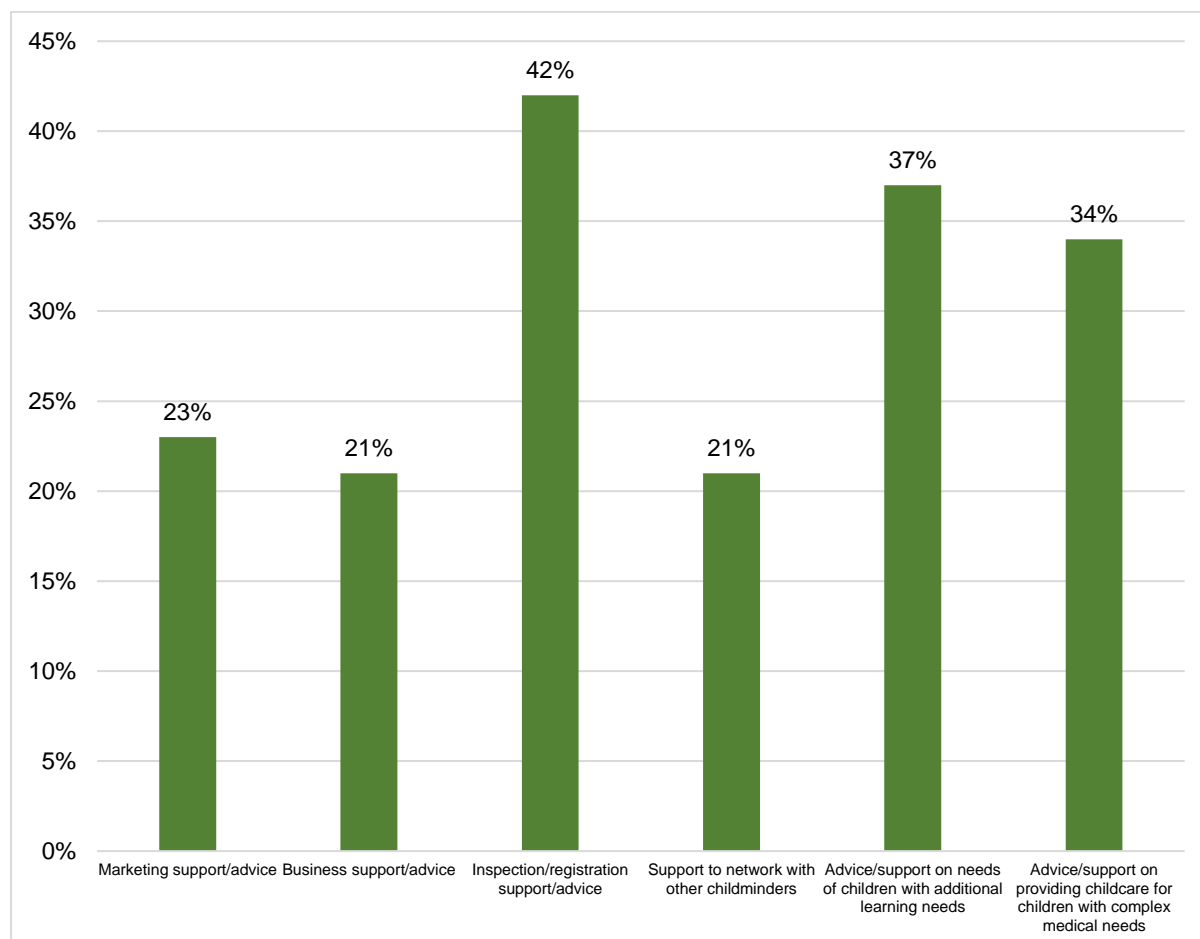
Recurrent substantiating feedback tended from early years childcare providers/settings tended to focus on the theme of SEND:

“There has really been a ‘significant increase’ in the numbers of children with SEND, especially autism”.

“With the increasing number of children on the ‘SEND range’, advice on how we can support them and their families, for example, through signposting carers to support groups would be welcome”.

“[In my opinion] there is not enough support for children with SEND and not enough funding for additional support. More support and funding for SEND children with and without an EHCP would be my priority”.

Image 3 - Types of support welcomed by registered childminders



It can be noted that there was a significant difference in the incidence of registered childminders requesting support and advice on inspections - in comparison with the feedback from the localities responding early years childcare settings/providers.

Other types of *recurrent* support requested by - or relevant feedback given by - registered childminders were aligned to the following representative quotes:

“I find Thurrock Council very supportive and helpful”.

“Training courses need to be at times that are ‘more available’ to childminders as often we cannot attend during working hours. Last week I did the Council’s course for SEN funding as I wanted to increase my knowledge - but I had to pay £10.00 for it. Financially this is a strain. If more LA training was free, it would help childminders in particular”.

“Initially when I moved to Thurrock from Newham - where there was a large network of childminders and lots of childminding groups - I found it difficult, as this wasn’t available

here... but now the LA [Thurrock Council] is changing and there is more information on playgroups etc. coming through".

"It is challenging for childminders on their own, looking after SEN children and children with complex needs. Being given the regular information of what funding is available - and what a SEN child is entitled to, regarding funding, would help me considerably".

1.6 Funded Early Years Childcare

1.6.1 With regard to responding early years childcare settings/providers

100% (all) stated that they provided funded entitlement for 2-year-olds places in Autumn 2024, with the average number of such places being 15.

48% of relevant providers stated that they currently had vacant funded entitlement for 2-year-olds places - at an average of 4 places/relevant setting.

100% stated that they provided universal 15 hours funded entitlement for 3- and 4-year olds places in Autumn 2024, with the average number of such places being 14.

In this case, 51% of relevant providers stated that they currently had vacant universal 15 hours funded entitlement for 3- and 4-year-olds places - at an average of 5 places/relevant setting.

97% stated that they provided 30 hours childcare offer places in Autumn 2024, with the average number of such places being 13.

33% of relevant providers stated that they currently had vacant 30 hours childcare offer places - at an average of almost 3 places/relevant setting.

In terms of registered childminders:

87% stated that they provided funded entitlement for 2-year-olds places in Autumn 2024, with the average number of such places being 2.5.

36% of relevant providers stated that they currently had vacant funded entitlement for 2 year olds places – at an average of 1.5 places/relevant individual.

88% stated that they provided universal 15 hours funded entitlement for 3- and 4-year olds places in Autumn 2024, with the average number of such places being 2.

32% of relevant providers stated that they currently had vacant universal 15 hours funded entitlement for 3- and 4-year-olds places – at an average, once again, of 1.5 place/relevant individual.

83% stated that they provided 30 hours childcare offer places in Autumn 2024, with the average number of such places being 2.

28% of relevant providers stated that they currently had vacant 30 hours childcare offer places – at an average of almost 1 place/relevant individual.

1.6.2 Early years childcare providers/settings were requested to say whether any parents/carers had started to access the Government's (initiated in April 2024) expansion to the entitlement for 2-year-olds?

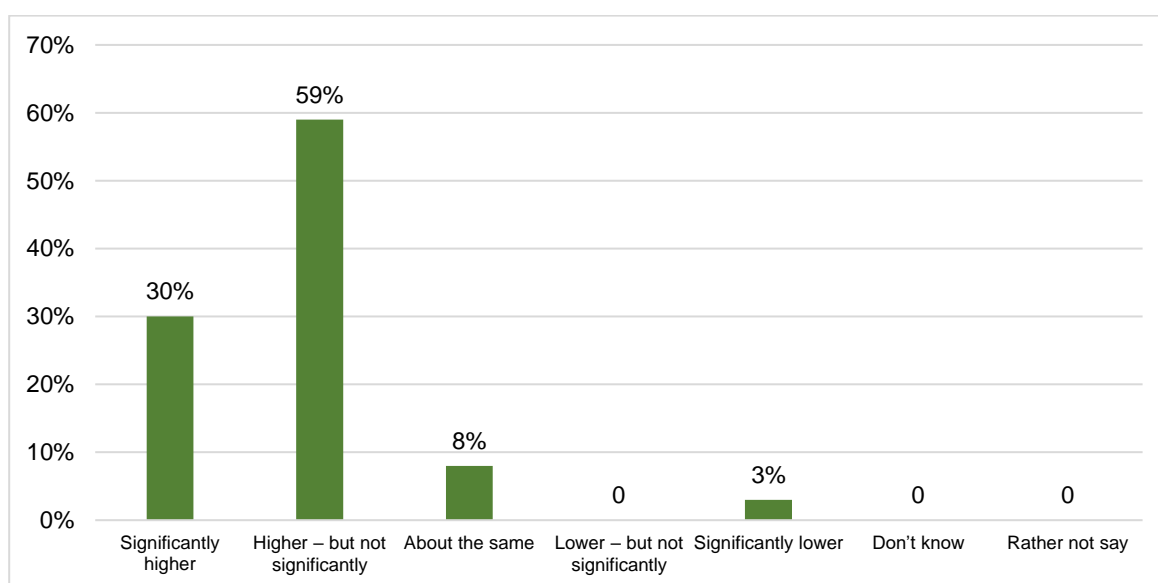
97% stated *that they had* - and that this receipt of enquiries/demand was ongoing.

Similarly, 86% of responding early years childcare providers/settings stated that they had ongoing enquiries about - and early take-up - of the extended entitlement for working parents with children aged 9 months to 3 years.

In comparison, 72% of registered childminders had evidently had parents/carers starting to access the Government's (initiated in April 2024) expansion to the entitlement for 2-year-olds. Identically, 72% of responding childminders also stated that they had had ongoing enquiries about - and early take-up - of the extended entitlement for working parents with children aged 9 months to 3 years.

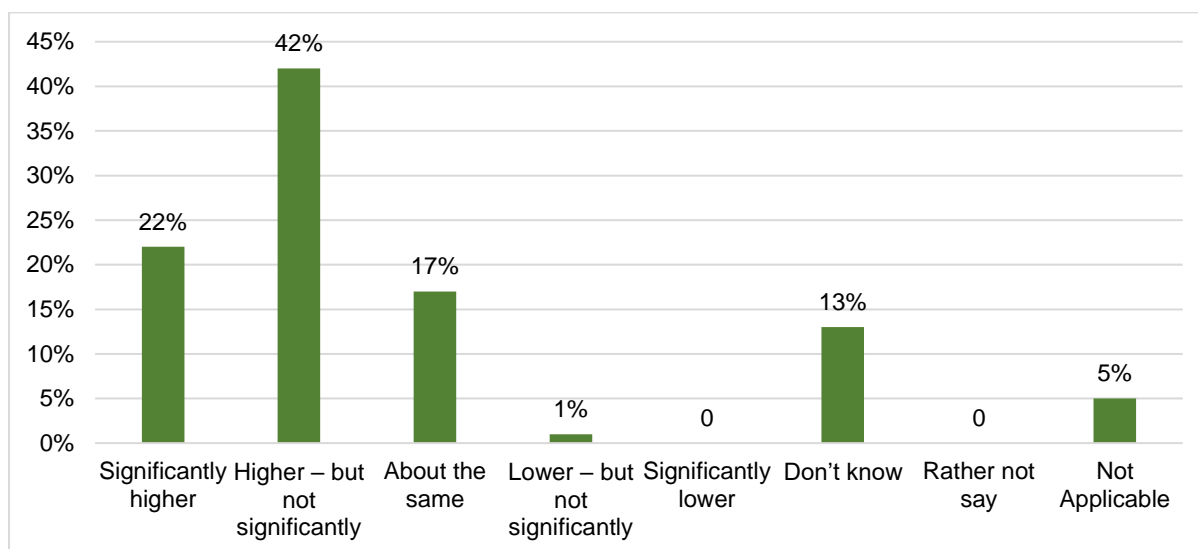
1.6.3 Early years childcare providers/settings and registered childminders were invited to answer the question: *Considering the Government announcement, how much higher do you expect demand for funded 2-year-old places to be at your setting, over the next two years?*

Image 4 - Early years childcare providers/setting: assessment of demand aligned to the Government's announcements on the extensions to the funded entitlement for 2-year-olds



The locality which accounted for the highest incidence of the response: Significantly higher, or higher – but not significantly, was the area which comprised the Grays vicinity, and its relevant wards.

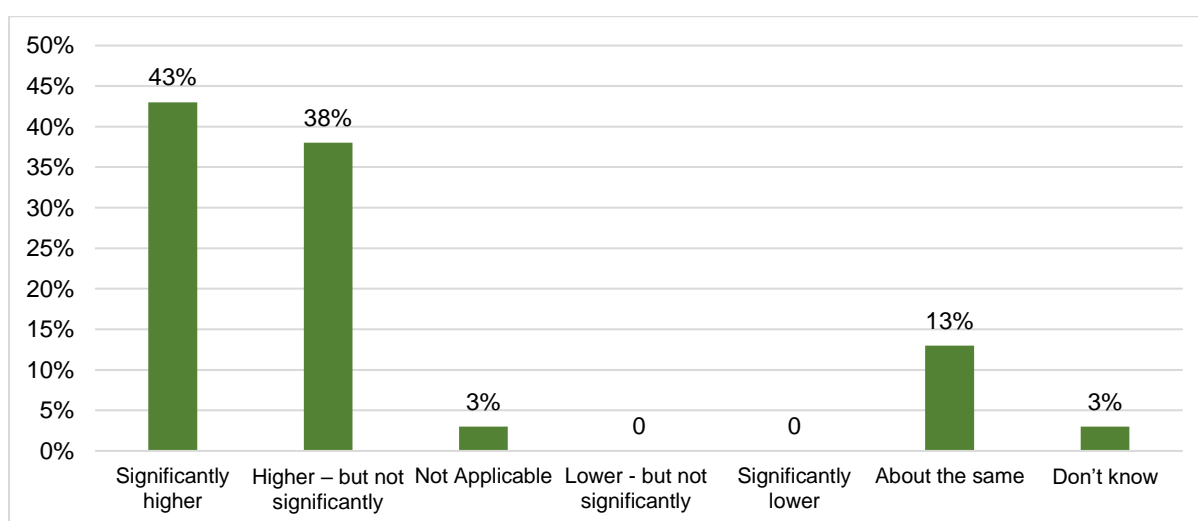
Image 5 - Registered childminders: assessment of demand aligned to the Government's announcements on the extensions to the funded entitlement for 2-year-olds



The localities which accounted for the highest incidence of the response: Significantly higher, or higher – but not significantly, was the Chadwell St. Mary ward - and with an equal frequency, the Belhus ward.

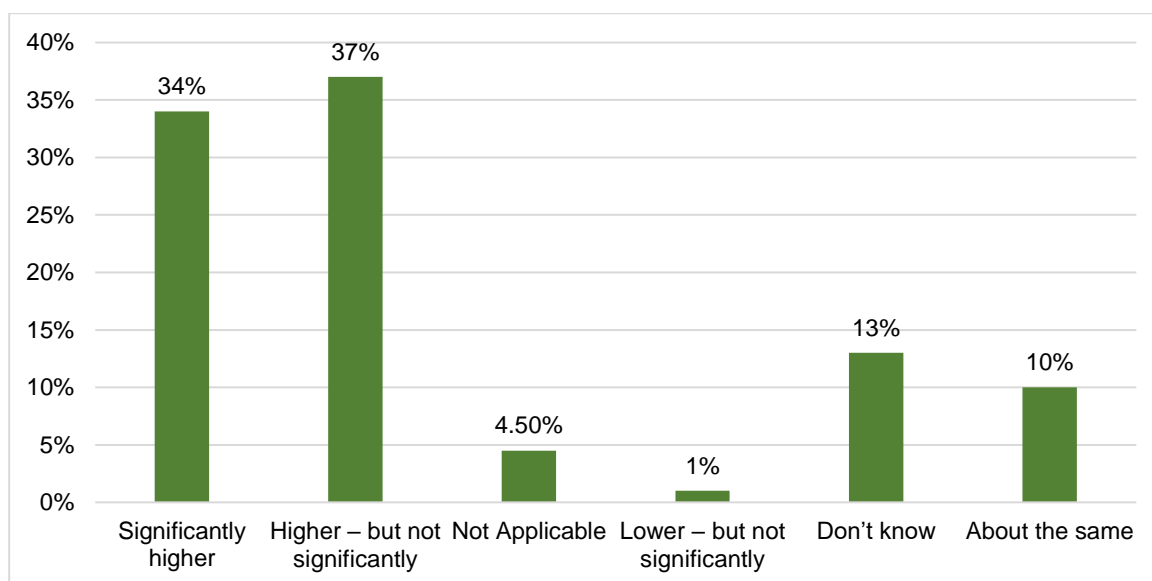
- 1.6.4 Early years childcare providers/settings and registered childminders were also invited to answer the question: *Considering the Government announcement, how much higher do you expect demand for forthcoming 9 months - 3-year-olds places to be at your setting, over the next two years?*

Image 6 - Early years childcare providers/setting: assessment of demand aligned to the Government's announcements on the extensions to the funded entitlement for 9 month to 3-year-olds



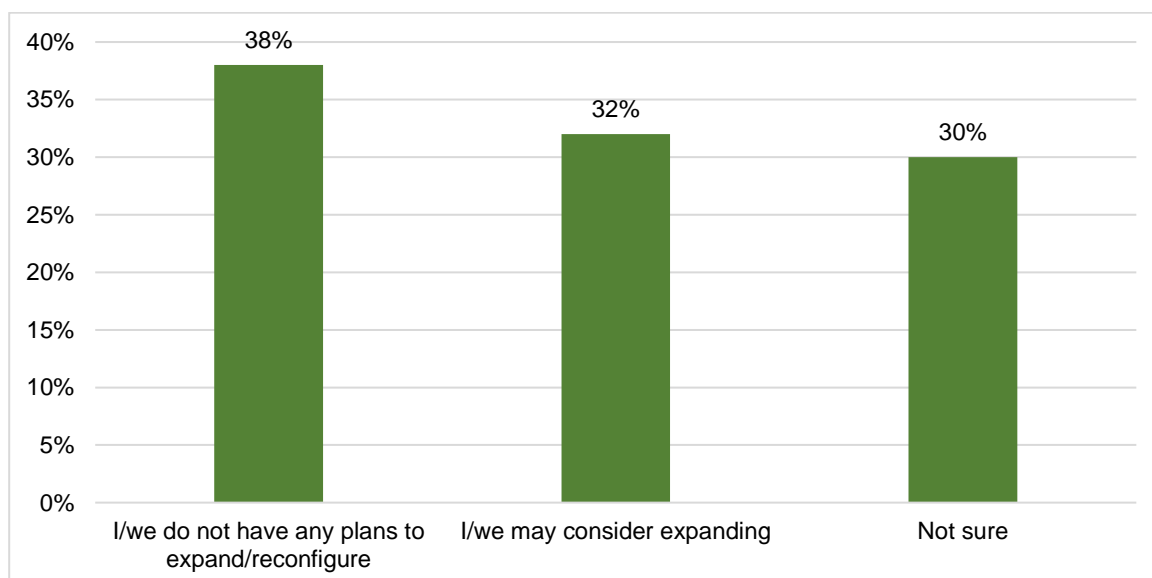
In this case, the localities which accounted for the highest incidence of the response: significantly higher, or higher – but not significantly, was the Northwest vicinity comprising the wards of Ockendon and Aveley and Uplands.

Image 7 - Registered childminders: assessment of demand aligned to the Government's announcements on the extensions to the funded entitlement for 9 month year olds – 3-year-olds



1.6.5 Early years childcare providers/settings and registered childminders outlined an[y] incidence of plans to expand the capacity at their setting, so as to meet any future potential increased demand.

Image 8 - Early years childcare providers/setting: Incidence of plans to expand the capacity at early years childcare providers/settings, so as to meet any future potential increased demand



The ward which accounted for the highest incidence of the response - I/we may consider expanding was: Aveley and Uplands (ward), where such a response was stated by all four of the four responding representatives of settings.

Additionally, 31% of registered childminders stated that may be able to consider expanding in order to meet potential future demand that could be created via the extended funding entitlements.

Those early years childcare providers/settings that did have plans to expand their setting, were invited to state how they believed the local authority could best support such an ambition. The most frequent response was (words to the effect): *"the Local Authority could continue to support with physical expansion ambitions"* - with relevant feedback including:

"Could the LA help to identify or create other assets - sites/buildings - in the Borough?, where childcare providers can find somewhere to expand into or to build a new setting. There is nowhere in the locality that is suitable, from what I can see?"

"The team at Thurrock Council are very supportive and are looking into more information on capital funding on our behalf".

"I would welcome more support from planning officers at the local authorities - and greater engagement from them".

Specific feedback from relevant registered childminders on the possibility of them expanding or reconfiguring their provision included a focus on the theme of funding:

"We are hoping to expand into the garage in order to give 3 or 4 more spaces... but it would depending if funding or grants maybe available".

"I would like to expand, but would need premises. I did look into getting funding... everything needed to be 'in place' before I could apply... I really need help from the LA with 'my application'".

"I would like to expand, but would need funding to either extend - or build in my garden for 4-5 extra places. I wish 'they' would relax slightly the ratio of children you can have on domestic premises, as I feel we could look after a bigger ratio of children".

"I may consider expanding, but I do not know if I have to have planning permission to extend in my home?"

Additional, repeated relevant feedback focused on the possibility of employing a childminding assistant - for example:

"Where I live right now, I do not have the space - but say in about two years' time, I would like to have a garden office that I could use to increase the number of children I can have - though it would depend if I could find a reliable assistant".

"I was only registered in November 2023, but possibly if there was the demand in the future then I might consider expanding and taking on an assistant - but I would need more space".

"I have taken on an assistant, she has been DBS checked - and I am now waiting for 'clearance from Ofsted'. I will then be able to increase my numbers!"

“I have one assistant and am taking on another in January 2025 - when we move house... so I will be able to have 9 children in total then”.

1.6.6 Early years childcare providers/settings and registered childminders were invited to confirm whether they had any concerns about the implementation of the expansions to the funded entitlements.

Image 9 - Early years childcare providers/settings: Incidence **(in numbers)** of specific concerns about the initiation of the expansion to the funded entitlements

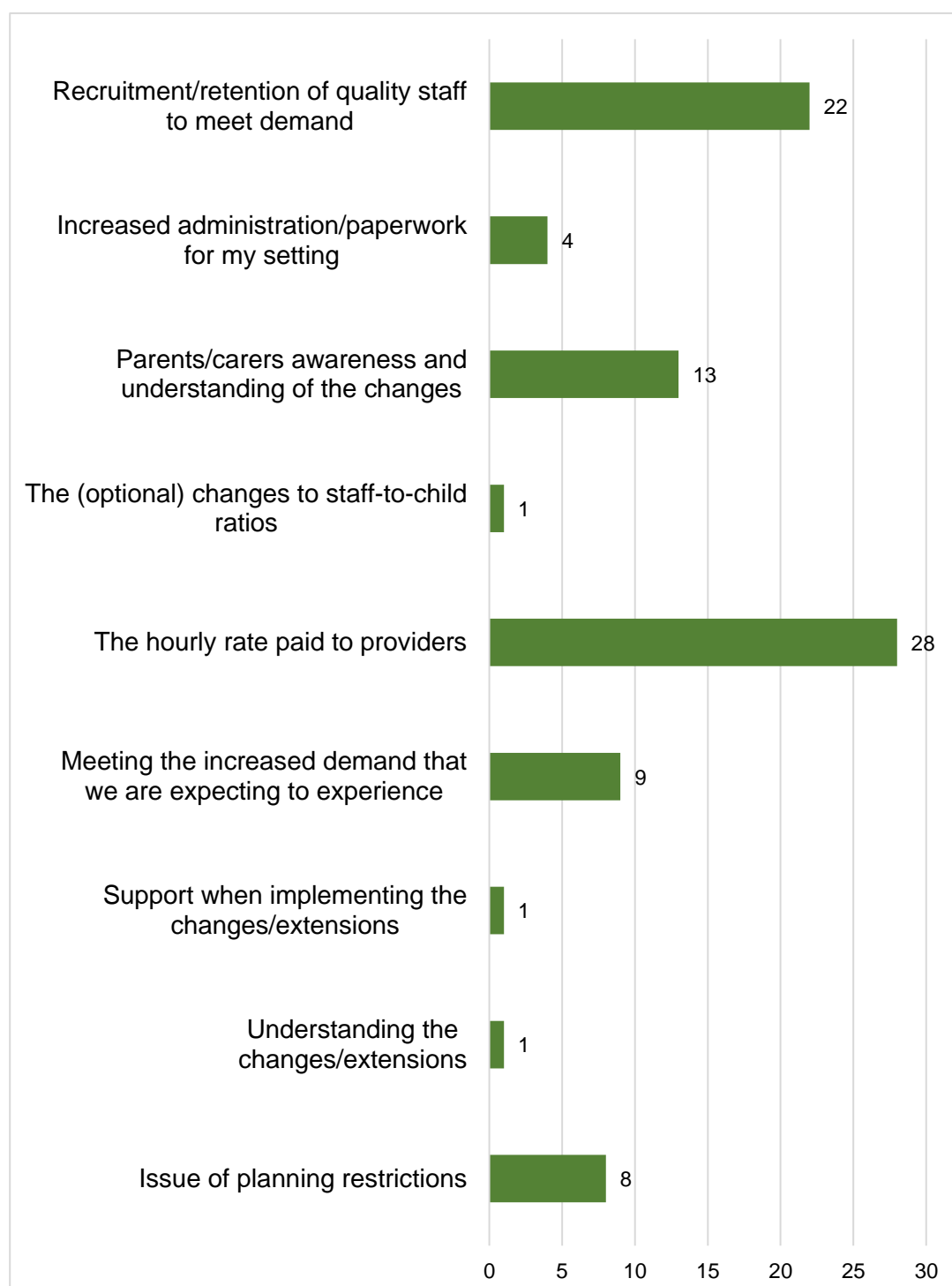
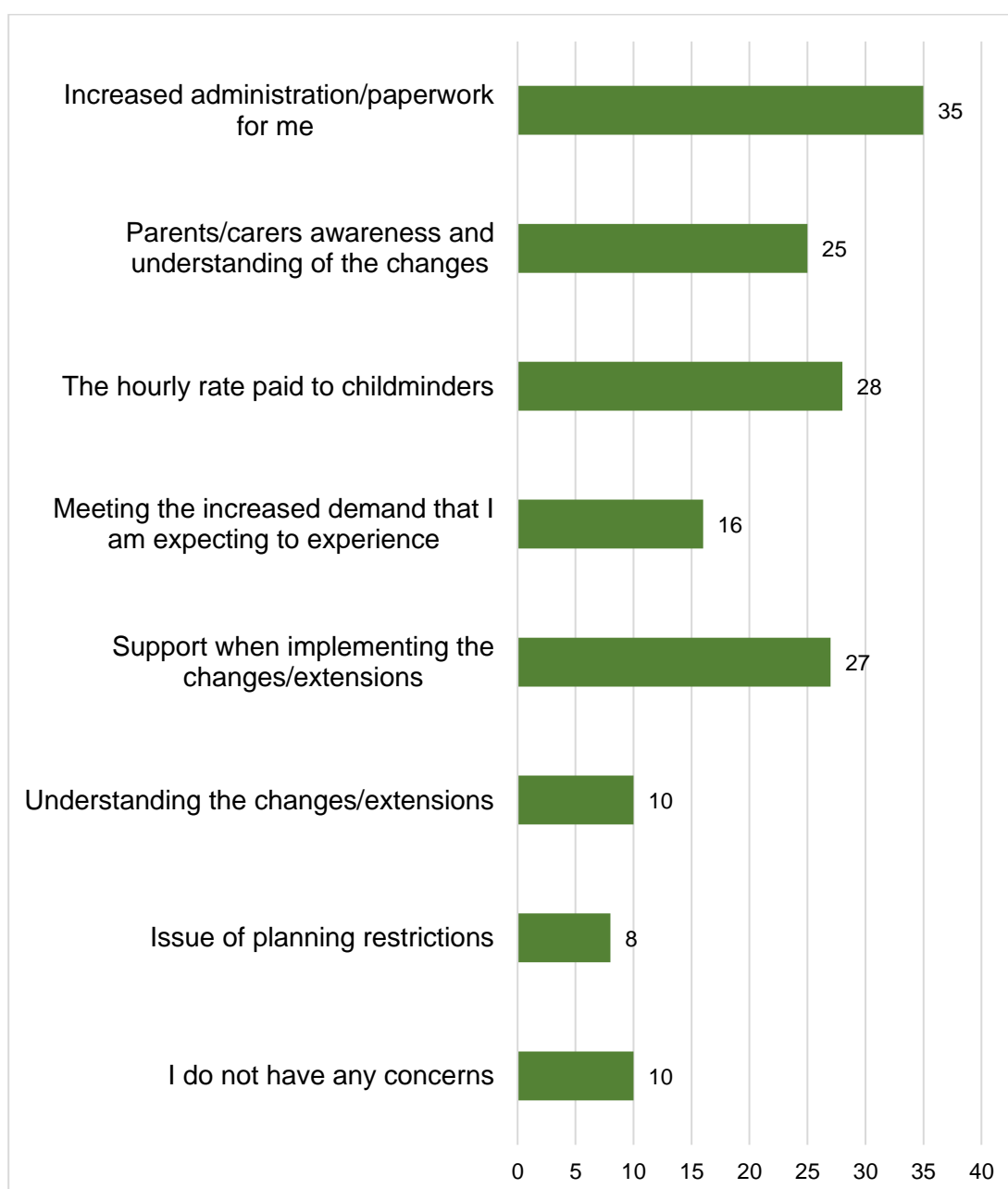


Image 10 - Registered childminders: Incidence (in numbers) of specific concerns about the initiation of the expansion to the funded entitlements



In terms of finances and/or sustainability, certain childminders provided specific feedback *included*:

(Repeatedly, the following representative quote) *“The hourly rate for 3- and 4-year-olds needs to be increased. We can't increase our ratios as childminders... and the funding isn't enough with the cost of living increase and it's financial impact. 3 years and 4 years funding is 50% less than for 9 month olds - and it doesn't make financial sense [to me] as older children are still taking up a place”* – and similarly:

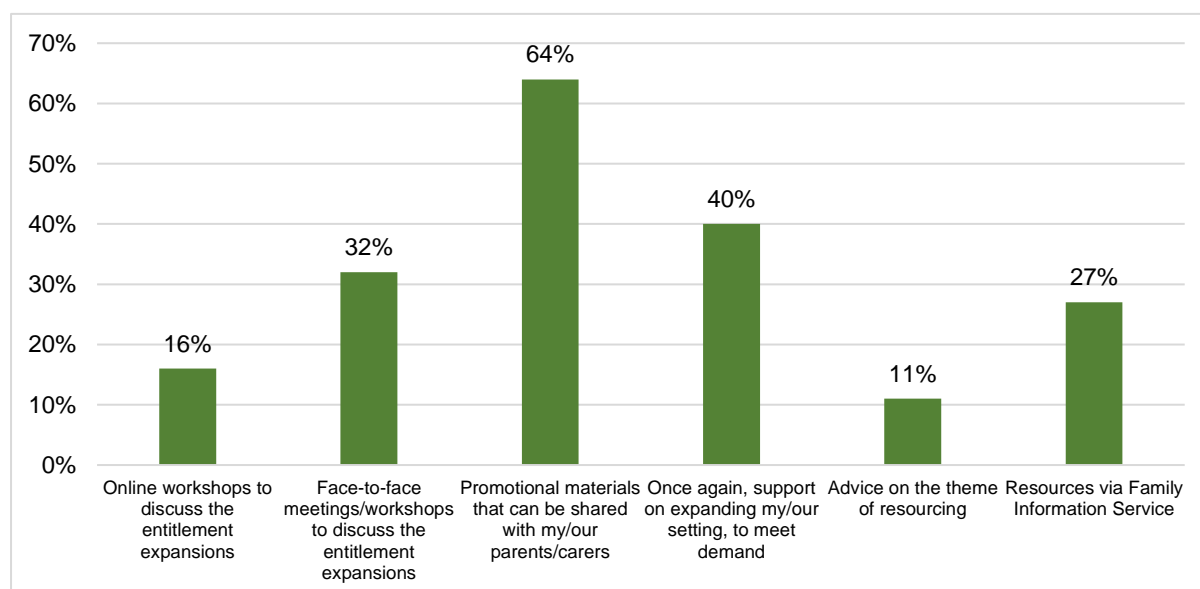
*“The funding rate for 3- and 4-year-olds is still less than ‘my hourly rate’ and this age group is a crucial age where they are more active and we are preparing them for school. The funding rate should be higher for 3- and 4-year-olds than it is now. **We** are paying for all our children to go on days out, attend playgroups etc”.*

“I fear for my business... I cannot fill my places. Also, schools are [in my opinion] ‘taking away’ my wraparound care”.

“Parents [in my experience] are not happy with the funded hours they expect all year-round care”.

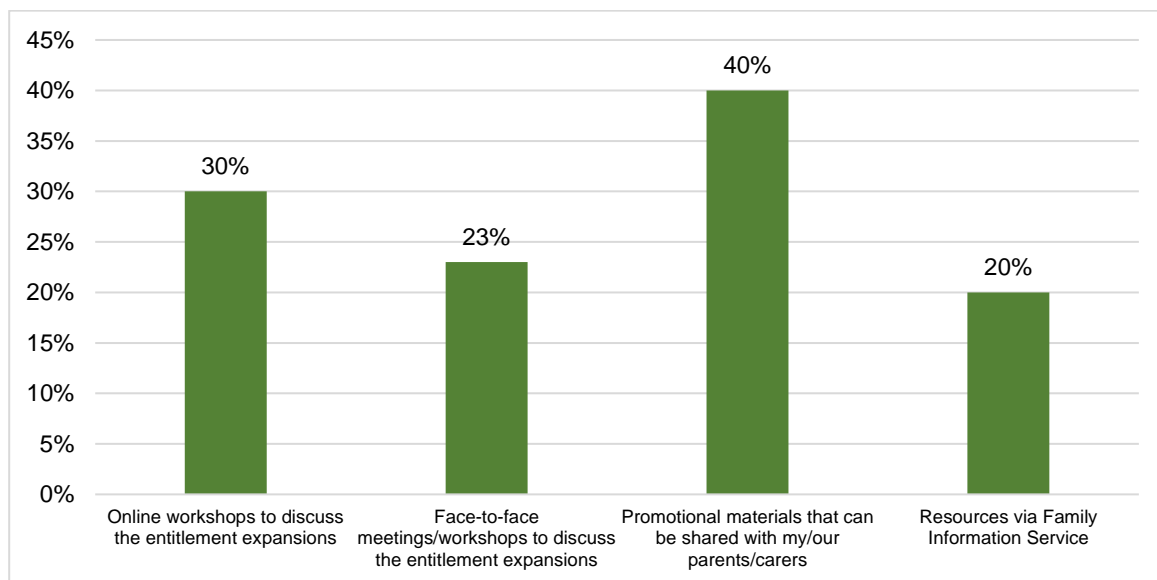
1.6.7 Early years childcare providers/settings were invited to state how they believed Thurrock Council could best support them with implementing the expanded entitlements (outside of observations about funding rates).

Image 11 - Frequency with which providers/settings stated they would welcome specific types of support



Registered childminders were also invited to state how they believed the Council could best support them with implementing the extended entitlements.

Image 12 - Frequency with which childminders stated they would welcome specific types of support



A request for relevant support and advice which was representative of a repeated number of childminders *included* the following specific feedback, on the subject of information:

“It would be great if the LA could send childminders information by post - i.e. leaflets that we could hand to parents explaining about the entitlements and with useful links so that parents could go on and research more about the funding. Parents are sometimes not sure whether they are entitled to 15 hours or 30 hours funding - and some clear leaflets that we could hand to prospective parents and those making new enquiries with me would be very helpful” - and similarly:

“Parents sometimes do not know what they are entitled too, for early years funding - so more promotion and clear explanations of the funding for parents and for childminders would be helpful”.

2 Outcome of Consultation with Parents and Carers of 0–4-year-olds on the theme of funded early years childcare

The narrative below summarises the outcomes of an online survey which was promoted by Thurrock Council to parents and carers in Autumn 2024. 203 age-relevant parents and carers responded to the survey, and they provided (analysable) feedback on contemporary themes - including their views and intentions aligned to the Government’s Spring 2023 announcements:

- From **April 2024**, working parents of two-year-olds were able to access 15 hours of funded childcare.
- From **September 2024**, 15 hours of funded childcare will be extended to all children from the age of nine months.
- From **September 2025**, working parents of children under the age of five will be entitled to 30 hours funded childcare per week.

Essentially, their feedback provides an insight into **demand-themed** factors, that supports the LAs strategic planning.

2.1 Backgrounds of Respondents

2.1.1 Table 10 indicates the frequency with which responding parents/carers had a child(ren) of a specific age cohort.

Table 10 - Percentage of children from specific age cohorts that were being raised by responding parents/carers

Age Cohort of children	Percentage of responding parents with at least one child in age cohort ⁸
0-8 months	9%
9-12 months	3%
1 year	29%
2 years	33%
3 years	30%
4 years	18%

Table 10 indicates that parents/carers with children aged 2-3 years participated in the survey, with the highest frequency.

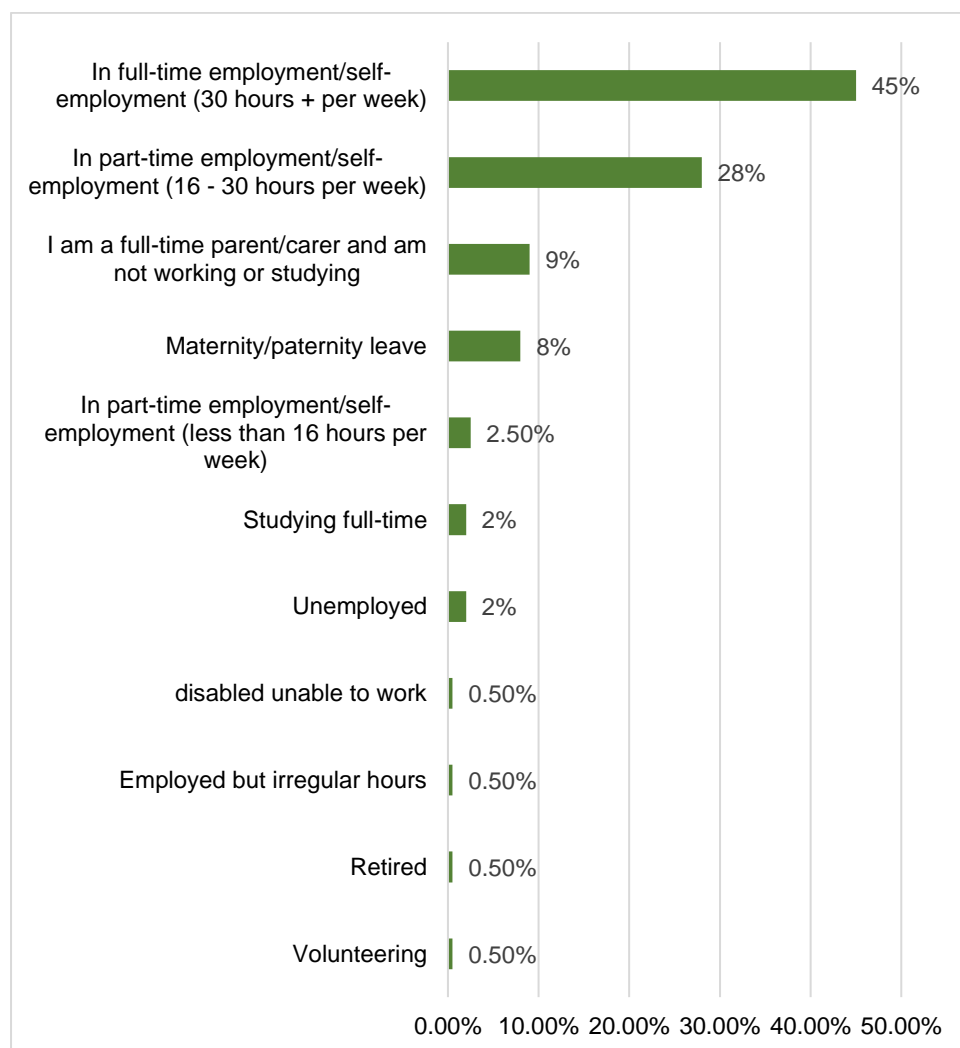
Additionally, 3% of responding parents/carers stated that they had twins, within the same age group – which was most frequently 1 year of age.

⁸ It was, of course, possible that parents/carers could denote more than one age group.

2.1.2 (Only) 2% of the respondents stated that they had a child or children with (diagnosed) Special Education Needs and/or Disabilities (SEND)
 – this was most frequently a child with Speech, Language and Communication Needs, who was 3 years of age. These carers, if they were accessing a type of formal childcare, were most frequently accessing a PVI sector day nursery.

2.1.3 Parents and carers were invited to state (what best described) their current employment circumstances.

Image 13 - Incidence of responding parents employment circumstances



The three wards which accounted for the highest incidence of a responding parent being in some form of employment were:

1. East Tilbury ward
2. Tilbury Riverside and Thurrock Park ward
3. Stanford-le-Hope West ward

2.2 Current Usage of Formal Childcare

2.2.1 All parents and carers were asked about their current childcare usage. 84% were, at the time of the survey, using at least one type of formal early years childcare for 0-4 year olds. Table 11 below indicates the frequency with which responding parents/carers stated specific type of early years childcare.

Table 11 - Types of early years childcare used by responding parents and carers

Type of registered childcare	Percentage of relevant responding parents/carers
PVI Day nursery – full or part-time	52%
Sessional pre-school/playgroup	20%
School-based pre-school/nursery	22%
Registered Childminder	14%
After School Club or Breakfast Club	5% [in all cases a 4-year-old]
Holiday Playscheme or Club	2.5%

Only five of the relevant parents/carers stated that they were using early years childcare which was located (to the best of their knowledge) outside of the Thurrock locality.

All responding parents and carers were invited to state their annual family income bracket (before tax).

Table 12 - Incidence of gross household income per year (before deductions/tax)

Annual household income	Percentage of relevant responding parents/carers	Most frequently stated type of <i>formal</i> childcare accessed during term-time
Up to £16,190	4.5%	Sessional pre-school
£16,190 - £29,999	6.5%	Day nursery – full or part-time
£30,000 - £54,999	28%	Day nursery – full or part-time
£55,000 - £99,999	34%	Day nursery – full or part-time
£100,000 or above	12.5%	Day nursery – full or part-time
I don't know	4.5%	Day nursery – full or part-time
I would rather not say	10%	Day nursery – full or part-time

2.2.2 Parent/carers were invited to state how many hours per week that they accessed early years childcare for.

The parent/carers who stated that they had at least one child aged 1 year, most frequently stated that they were accessing early years childcare for 16-20 hours per week.

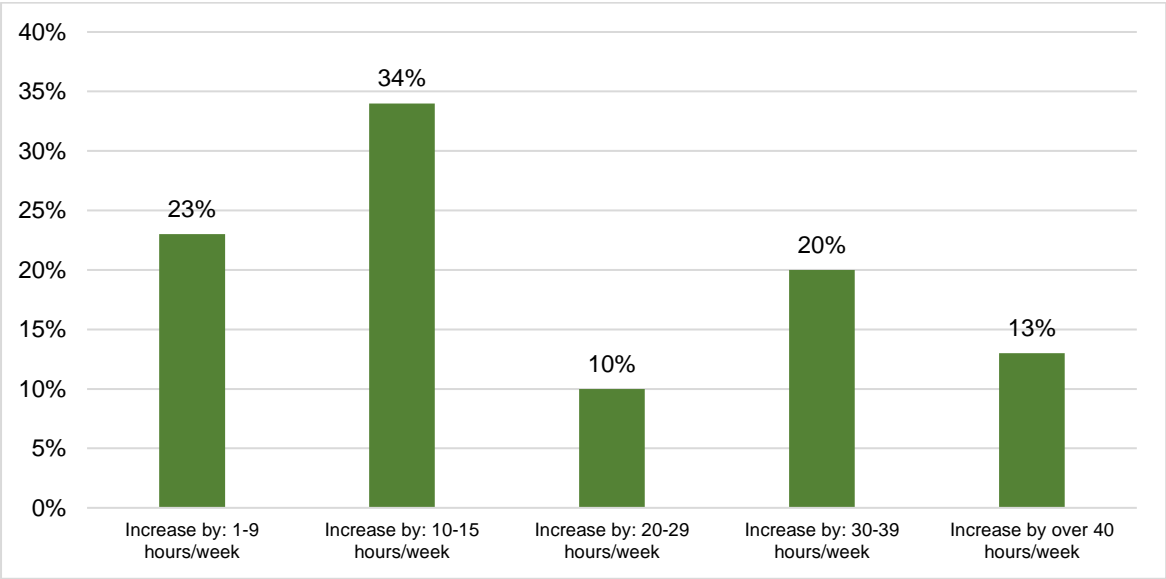
The parent/carers who stated that they had at least one child aged 2 years most frequently also stated that they were accessing early years childcare for 11-15 hours per week.

The parent/carers who stated that they had at least one child aged 3 years most frequently stated that they were accessing early years childcare also for 11-15 hours per week.

The parent/carers who stated that they had at least one child aged 4 years also most frequently stated that they were accessing early years childcare for over 30 hours per week.

2.2.3 All respondents who stated they were, using formal childcare, were asked whether they, ideally, would like to increase the number of childcare hours they were using in the next few years?

Image 14 - Frequency of (applicable) parental responses about increasing childcare hours over the next few years



The three wards which accounted for the highest incidence of the response: Yes, were:

- 1. Grays Riverside ward
- 2. Grays Thurrock ward
- 3. Little Thurrock Rectory ward

46% of all responding parents stated that they would like to increase their hours per week of formal childcare over the forthcoming years, this was most frequently for the 2-3 years cohort. The average number of (further, future hours stated by such a parent was 20 (hours). Additionally, all parents and carers were asked whether there was any type of childcare they

would like to use between 2024-2028 (that they were **not** currently using). Table 13 below shows which types of childcare parents and carers stated they would ideally like to use.

Table 13 - Type(s) of formal childcare envisaged for future use up to 2028

Type of childcare registered	Percentage of all parents/carers
Day nursery – full or part-time	31%
Sessional pre-school/playgroup	18%
School-based (maintained) pre-school/nursery	10%
Registered Childminder	11%
After School Club	35%
Breakfast Club	32%
Holiday Playscheme/Club	34%

Parents and carers of *0–4-year-olds* most frequently stated that they would like to use a after school club (35%), followed (closely) in frequency by a holiday playscheme/club (34%).

The three wards which accounted for the highest incidence of a responding parent intending to access a Thurrock-located day nursery at some point in the future were:

1. Ockendon ward
2. Stanford-le-Hope West ward
3. Grays Riverside ward

2.2.4 All parents and carers who were not currently using any form of formal childcare were invited to state the reasons why. Of the responding parents and carers the only three repeated reasons for not using any type of formal childcare was (in order of frequency):

- I am waiting until I can use my funded entitlements (7% of parents)
- I find formal childcare too expensive (7% of parents - and most frequently stated by responding parents' resident in the South Chafford ward)
- I could not/cannot find a space at a chosen childcare provider (3%)

2.3 Intended Future Usage of Funded Childcare

2.3.1 In terms of the Government's childcare entitlements, parents and carers were asked whether they had heard of - or were using - one of them.

33% of responding parents/carers resident in the Thurrock stated that they had a child aged 2 years.

16% of these parents/carers subsequently stated that they were currently accessing a funded entitlement for 2-year-olds – most frequently they were resident in the Stanford East and Corringham Town ward.

(17.5% of parents/carers of 2-year-olds also stated that: I have heard of it, and would like to start using it, if I find out I am eligible – and these respondents were most frequently resident in the South Chafford ward).

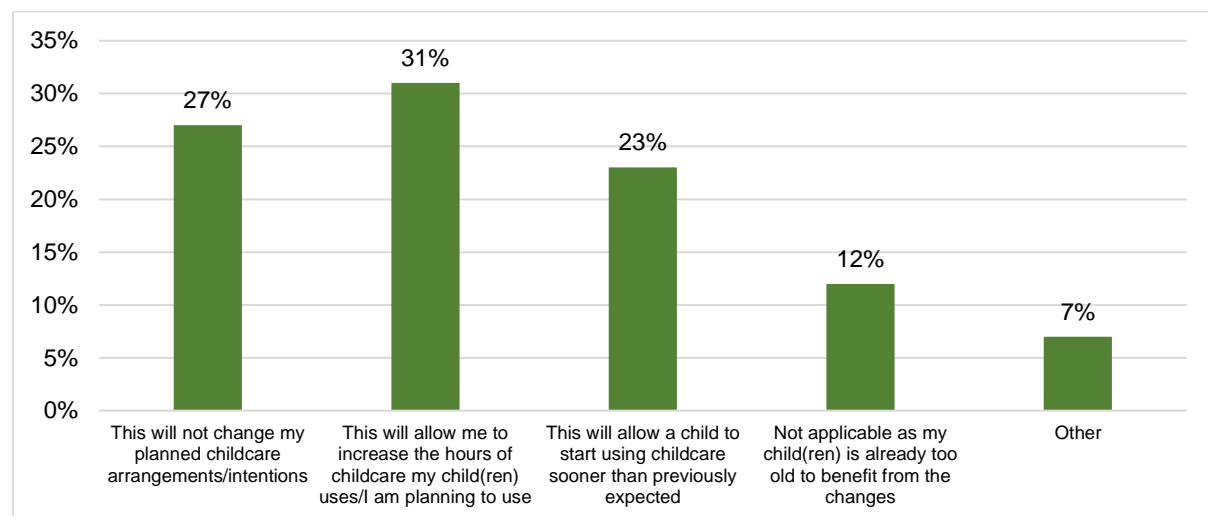
2.3.2 46% of responding parents/carers stated that they had a child aged 3 and/or 4 years and 30% of these parents/carers subsequently stated that they were currently accessing the universal 15 hours funded entitlement for 3- and 4-year-olds. 11% of relevant parents stated: I have heard of it, but I am not using it.

2.3.3 (As above) 46% of all responding parents/carers stated that they had a child aged 3 and/or 4 years and 43% of these parents/carers subsequently stated that they were currently accessing the 30 hours childcare offer for 3- and 4-year-olds. (20% of relevant parents stated: I have heard of it, and will use it in the future).

2.3.4 Considering the previous Government's March 2023 announcement, that more parents will be supported through an **expansion of the funded childcare offers** (which the incoming Labour Party Government has committed to continuing) including providing a set number of hours of funded childcare for children aged 9 months to 3 years, *all* parents and carers were asked specifically how this may change their childcare usage over the forthcoming years.

The image below demonstrates how parents and carers of children aged 0-4 years old believed this would specifically change the **hours** of childcare they currently used.

Image 15 - How the extension to the Government's entitlements could change the hours of childcare parents and carers use



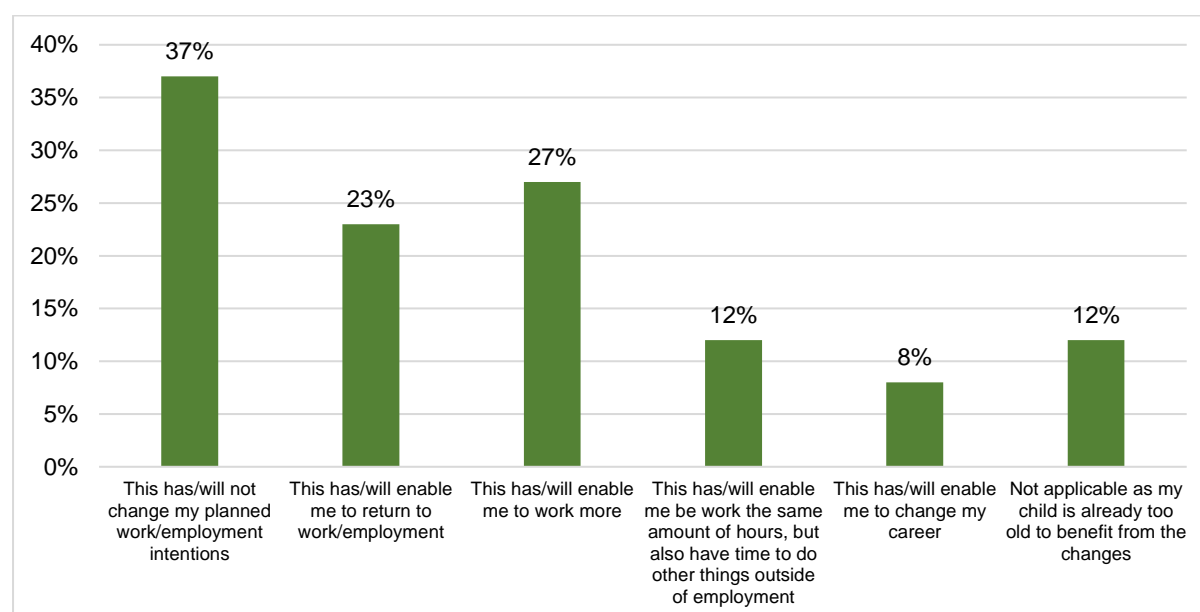
2.3.5 The three wards where resident parents (proportionally) most frequently responded: this will allow me to **increase the hours** of childcare my child(ren) uses/is planning to use were (located in the neighbouring wards of):

1. Grays Riverside ward
2. Little Thurrock Rectory ward
3. West Thurrock and South Stifford ward

Additionally, the two wards where resident parents (proportionally) notably responded: this will allow a child to start using childcare sooner than previously expected (located in the Eastern locality):

1. Corringham and Fobbing ward
2. East Tilbury ward

Image 16 - How parents and carers believe the recent changes (i.e. extensions) to the funded entitlements may change their employment circumstances/intentions⁹



Responding parents and carers most frequently stated that the changes/extensions to the funded entitlements, which commenced throughout 2024, could enable them to work more (27% of responding parents and carers). The three wards where resident parents (proportionally) most frequently responded that this was the case were:

1. Tilbury Riverside and Thurrock Park ward
2. Ockendon ward
3. South Chafford ward

It was also observed that just over one-third of responding parents and carers did not believe the forthcoming changes to the funded entitlements would change their employment circumstances or intentions.

⁹ A number of responding parents provided multiple responses.

2.3.6 Responding parents/carers were invited to state whether - to the best of their knowledge they were aware of/eligible for: (a) Universal Credit and (b) Tax Free Childcare:

Table 14 - Responses aligned to (a) Universal Credit and (b) Tax Free Childcare

Age Cohort	Percentage of Parents/Carers who stated: Universal Credit	Percentage of Parents/Carers who stated: Tax Free Childcare
Yes, and I access	14%	49%
Yes, but I do not access	1%	6.5%
No, I am not eligible	72%	16%
I don't know what this is	1.5%	3%
Not sure	11%	25.5%
Did not say	0	0

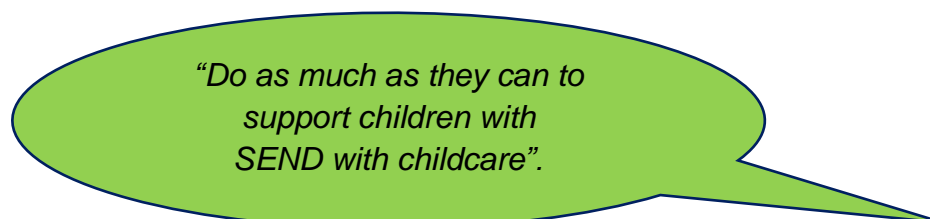
Relevant parents/carers were then invited to state whether they had encountered any barriers when trying to access Tax Free Childcare. There were three recurrent responses:

1. I **think** I/we earn too much to apply (8% of all responding parents)
2. I do not understand the eligibility criteria (3%)
3. I am using other entitlements so I don't (think) I can apply (3%)

2.4 Parents perceptions of the role of the LA

All parents and carers of 0-4 year olds were invited to state whether there was anything that Thurrock Council should - in their opinion - be doing, in terms of supporting parents and carers with childcare, in late 2024.

The first repeated type of feedback was (words to the effect):

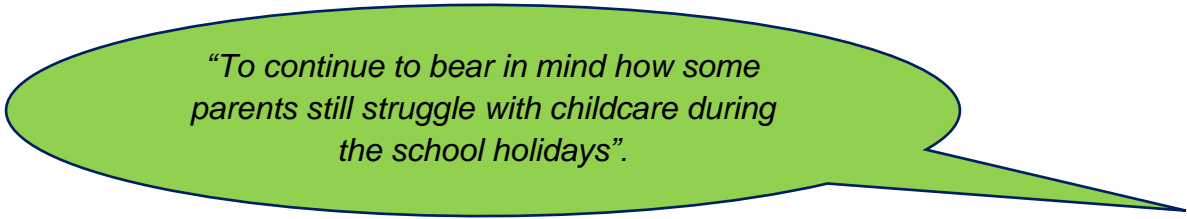


Specific feedback on this theme included:

"Thurrock Council need to keep on investing in their 'SEND provision's for children with additional needs, particularly for childcare".

"The Council should support children with SEND as much as they can... As the pre-school my child is at doesn't have sufficient funding for the number of hours we would like him to be there... he is missing out on play and early developmental opportunities".

A second repeated type of feedback was (words to the effect):



"To continue to bear in mind how some parents still struggle with childcare during the school holidays".

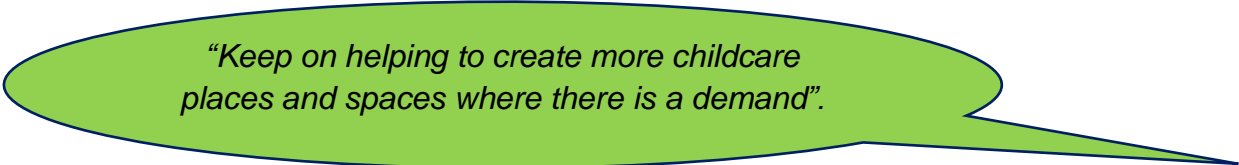
Specific feedback included:

"As an employee, holiday clubs are crucial for me, so I can keep my job. However, with two children, I have to pay more for childcare, than I earn during holidays - which is a struggle. My only other options are to be self-employed, so I can have the privilege to get time off when the children are off school (but I won't earn anything during that time)... or find an extremely flexible job - which I've been trying to do with no success. Unfortunately, at the moment, I am working night shifts... and I have no one to help me with the childcare" – and similarly:

"As shift workers - we are stuck, and we know how hard it is for the Council to persuade childminders to support us too".

"Thurrock parents need more 'school holiday support'... and a system of 'optional late pick up' (for an extra fee) from nurseries that are part of primary school would also be welcomed'.

A third repeated type of feedback was (words to the effect):



"Keep on helping to create more childcare places and spaces where there is a demand".

Specific feedback included:

"In my experience it's 'absolutely horrendous' to find place in local [parent was resident in the Grays Riverside ward] nurseries. I have been on waiting list for a nursery since September 2023".

"Where I live [parent was resident in the West Thurrock and South Stifford ward] the 'daycare' and primary school are 20 minutes walk away. Why can't there be a school local to our estate/pre-school?"

"My son is two years old. I live in Chafford Hundred. I wanted my son to go nursery...but I am finding it difficult to locate a funded space for him".

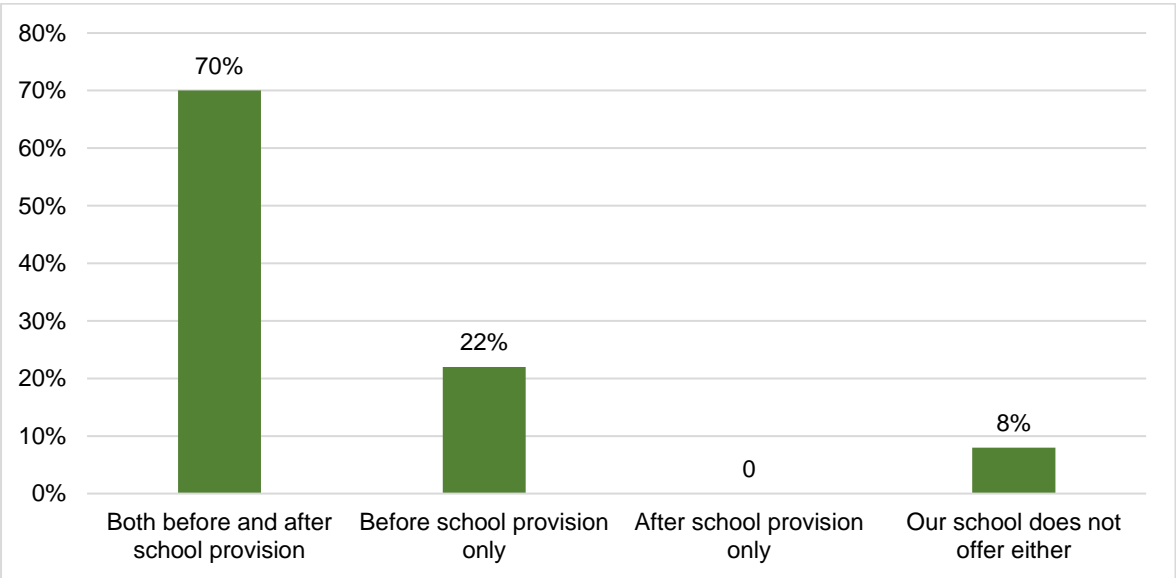
3 Outcome of Consultation with Primary Schools and early years childcare providers on the theme of Wraparound Childcare

The following section outlines the feedback - on the theme of wraparound (before and/or after school) childcare - received from 36 of the Thurrock locality primary schools educating pupils aged 3-11 years across the locality, in September and October 2024 as part of a series of structured telephone and/or virtual video interviews.

3.1 Evident fundamental Wraparound Childcare Provision via Thurrock’s Primary Schools

3.1.1 Image 17 indicates the extent to which primary schools situated across the Thurrock area located are evidently providing wraparound childcare places, in Autumn 2024.

Image 17 - Fundamental availability of wraparound childcare within the Thurrock localities primary schools in autumn 2024



92% of the primary schools were delivering (either on-site or off-site with a repeated partner organisation – see Image above) at least a before school provision, with the majority delivering both before school wraparound childcare and after school wraparound childcare.

The 39 responding primary schools accounted for a cumulative total of approximately 1,150 before school (wraparound) childcare places being accessible, with primary schools situated in the following three wards accounting for the most frequent accessibility to such places:

- Stanford East and Corringham Town ward (140 before school places)
- Belhus ward (127)
- Grays Thurrock ward (123)

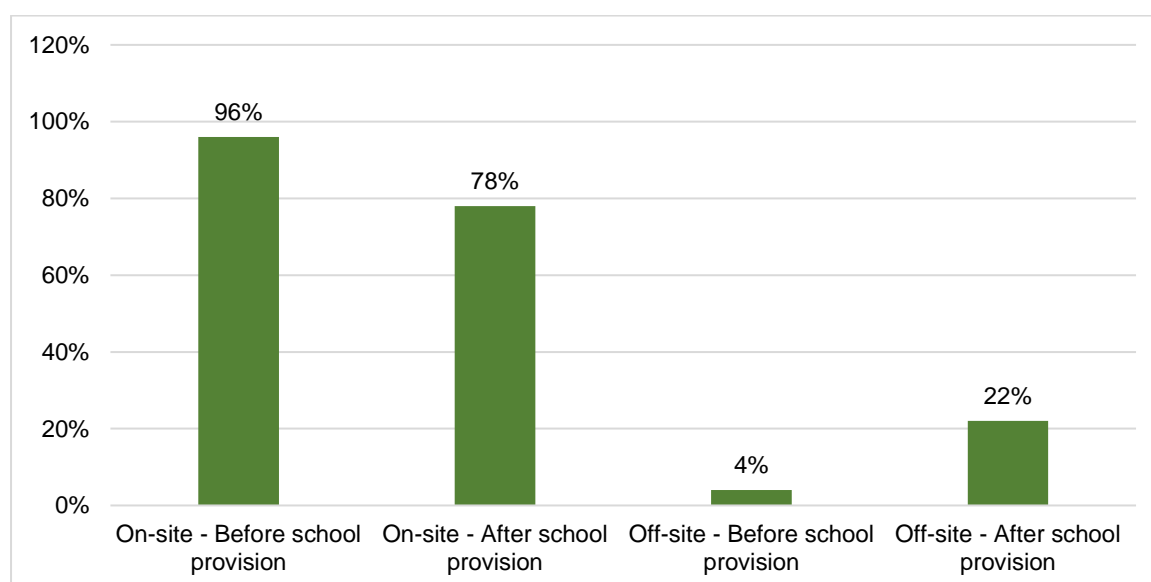
The 39 responding primary schools also accounted for a cumulative total of 825 after school (wraparound) childcare places (i.e. 30% less than before school wraparound childcare places) being accessible, with primary schools situated in the following three wards accounting for the most frequent accessibility to such places:

- South Chafford (136 before school places)
- West Thurrock and South Stifford (126)
- Belhus (107)

in Autumn 2024, accounting for the most frequent number of primary school and PVI early years sector-based: **breakfast club/before school** places:

- 3.1.2 Image 18 indicates the extent to which before and/or after school wraparound childcare provision was evidently being provided either: (a) on-site by/at the primary school; (b) off-site, via a partner organisation.

Image 18 - incidence of wraparound provision being provided in Autumn 2024 by a relevant responding primary school - on-site or by a partner/commissioned provider, off-site



- 3.1.3 (Only) two primary schools that had **before school wraparound** childcare places/provision stated that in early 2024 this service had a waiting list, with this classification being relevant in the central locality of Thurrock locality.

Indeed the same two primary schools that had **after school wraparound** childcare places/provision stated that in early 2024 this service had a waiting list.

Cumulatively, for both types of provision, the number of children on each waiting list was less than 10.

- 3.1.4 For primary schools that were involved in the operation of before school wraparound childcare, the most frequent 'opening' times are: 7:30am – 8:40am.

For primary schools that were involved in the operation of after school wraparound childcare, the most frequent 'opening' times are: 15:15pm – 18:00pm.

3.1.5 25% of primary schools evidently offered a holiday club or playscheme either themselves or via a partner organisation. Availability of such provisions recurred during the Easter holidays and summer holidays. Geographical analysis of the location of such primary school provision indicates that there tended to be more frequent provision in the Western and Central localities of the Thurrock area.

3.1.6 It was also observed through consultation undertaken in early Autumn 2024, that:

24% of *responding* early years childcare providers/settings (i.e. nurseries and pre-schools etc) stated that they provided: **both** before and after school wraparound provision (comprising a total of 290 relevant such places) and; 60% of *responding* registered childminders stated that they provided: both before and after school wraparound provision.

The most frequent age range that such provision applied to for early years childcare providers/settings (i.e. nurseries and pre-schools etc.) was 4 and/or 5 - 11 years. The most frequent age range that such provision applied to for registered childminders was also 4 and/or 5 - 11 years.

(Whole) *Sessional* fees ranged as follows:

- For early years childcare providers/settings: £5.25 - £8.00 for before school wraparound childcare and £13.50 - £19.00 for after school wraparound childcare
- For childminders, they tended to feedback an hourly fee, which was: £4.50 - £8.00 for before school wraparound childcare, and the same range for after school wraparound childcare.

For early years childcare providers/settings that operated before school wraparound childcare, the most frequent 'opening' times were: 7:30am – 9:00am and the most frequent 'opening' times for after school wraparound childcare were: 15:00pm – 18:00pm.

For registered childminders who operated before school wraparound childcare, the most frequent 'start time' was 7:30am - and the most frequent end time for after school wraparound childcare was 18:00pm. Six individual childminders stated that they provided after school childcare up to 18:30pm – seven stated that they provided such childcare up to 19:00pm – and five stated that they provided such childcare up to the range of 20:00pm – 21:30pm.

3.2 **Wraparound Childcare Provision and fees at the Thurrock localities Primary Schools**

3.2.1 When a charge was made for a before school wraparound provision, the average (whole) *sessional* amount was £5.37, with amounts ranging from £1.50 - £7.50.

When a charge was made for an after school wraparound provision, the average *sessional* amount was (approximately three times higher than the average before school fee at) £14.02, with amounts ranging from £9.00 - £17.50.

3.2.2 (Only) 22% of applicable responding primary schools stated that a sibling discount was applied for their before school wraparound childcare provision and/or their after school wraparound childcare provision.

3.3 **Wraparound Childcare Provision at Primary Schools - and potential future demand**

3.3.1 Those representatives of primary schools which were providing a type of wraparound childcare were invited to state whether, since Autumn 2024, they had witnessed any notable (new) trends in terms of the demand for wraparound childcare places that they offered.

61% stated that they had experienced such new trends, and the recurrent type of feedback was: we are seeing an increase demand, in particular, for the 'breakfast club' – with representative specific feedback *including*:

"We have more younger children 4-year-olds attending before school".

We are finding an increased number of vulnerable families for who we provide a free breakfast... it is not so much parents asking, as us asking if the children would like to come. There is a refuge close to the school so we the children from there".

"There is more demand for 'breakfast provision', particularly from parents of reception children".

"For our breakfast club there has been 'a bit of an increase' in numbers this year..."

Before school provision is very popular and we have signed up for Tax Free Childcare, which is making the provision cheaper for parents".

However, it should be noted that representatives of seven primary schools outlined how they has experienced a reducing demand for both types of wraparound childcare, which they recurrently attributed to an ongoing incidence of parents working from home - with such feedback *including*:

"The number of children using our breakfast club has gone up... However, we previously had an after school club... but we gave it up as there was no demand".

"We have had a few parents asking for after school care... but not enough to make it financially viable. This is an area where a lot of parents are not working so 'we' do not need wraparound care".

"Since COVID-19 we have had less demand for the 'before school care'. Our after school club is new... and, for that, we have not had a lot of interest".

"Demand for wraparound childcare is not high... we usually have a maximum of 12 or 13 children, and it is a struggle to make it viable".

"Demand has gone down slightly this year".

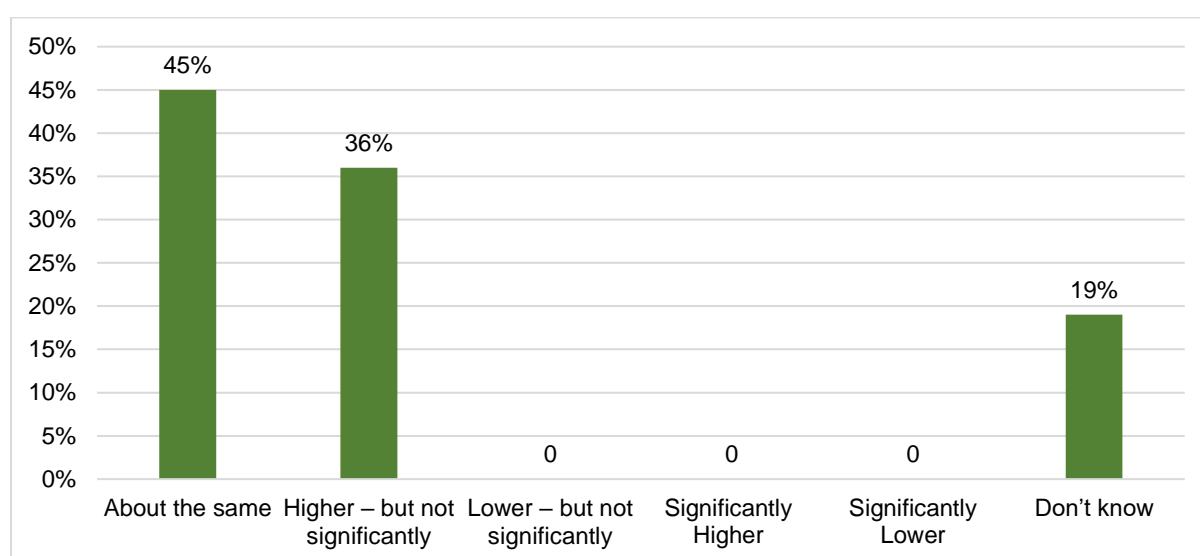
“In theory, demand is quite high... however when we ask parents if they will use it, take up then tends to be quite low”.

It was noted that four of the seven schools were located across the Belhus – Orsett (bordering) geographical axis.

3.3.2 Image 19 indicates the frequency with which responding primary schools gave a singular response to the question?:

Compared to now - how much higher or lower do you expect demand for all wraparound places you provide to be Autumn 2025?

Image 19 - Extent to which relevant primary schools believed the demand for wraparound places would change by Autumn 2025



There was an observed recurrence of the response term ‘higher – but not significantly’ across the consecutive Aveley and Uplands – Ockendon (consecutive bordering) geographical axis.

3.3.3 Representatives of primary schools were invited to indicate any areas/issues that they believed their **wraparound childcare provision** would benefit from more support with, or advice about, from the Local Authority.

- 36% of representatives of primary schools stated that they would welcome advice about funding sources which could support with the establishment and delivery of further wraparound childcare places.
- 20% of representatives of primary schools stated that they would welcome advice about resourcing and enabling wraparound childcare provision/places.

Additional, specific feedback on both themes *included*:

“We are new to wraparound provision and have only been offering it since last September 2023. Any funding, support and advice that is available would help”.

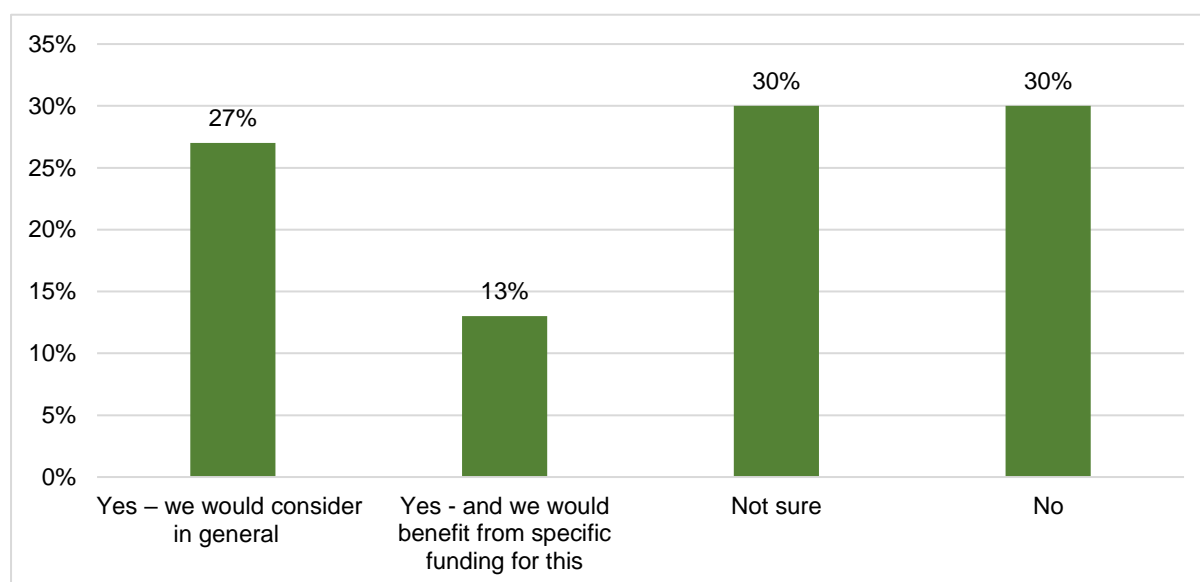
“The headteacher would like as much support as possible setting up a new after school wraparound care... ideally, if possible, someone coming to the school to advise us”.

“Our wraparound childcare is currently funded...however, if we were to expand then we would need additional funding”.

“I am concerned about our breakfast provision if the new Government brings in ‘breakfast for all’ at a low price... this would have a detrimental effect on our resourcing and viability as we would not be able to offer the same high-quality fresh food”.

3.3.4 Representatives of primary schools outlined whether they believed there was viable scope and/or physical space to consider expanding on-site wraparound provision at their establishment.

Image 20 - Extent to which relevant primary schools believed that there could be scope/space to expand their wraparound provision



Feedback from those who had an evident outlook for creating additional wraparound childcare provision did - in certain incidences - incorporate a metric on possible new amounts of places, with such feedback including:

“We could take another 20 children at after school provision, we would just need to increase the number of staff to look after them. We do not have a problem recruiting are own staff as we pay them at a higher rate”.

“If there was the demand, we might be able to expand to offer 5 extra places”.

“We could possibly expand by 25 places”.

“There is scope for 15 more after school wraparound childcare places”.

- 3.3.5 Although the cumulative figure of 40% could be considered encouraging, a number of such (representatives of) primary schools stated that they believed there may be barriers to them possibly establishing a **new** wraparound childcare provision in the near future - and two relevant types of repeated feedback were:

1/ Concerns about an eventual lack of demand – for example:

“We would have concerns about a lack of demand... and if we did expand, we would need more staff and therefore would need additional funding to make this viable”.

“Lack of demand could be a problem. We ‘stopped’ our after school club a while ago as there was no demand – and there was not a great deal of space...”.

“We think that there are not enough parents wanting to use ‘wraparound after school’ to make it viable”.

“We are a small school of only 65 pupils. There is no demand at all and two childminders in the village offer ‘wraparound care’. We would have to consider whether if it was viable”.

2/ Challenges in terms of space available – for example:

“We simply do not have enough space to expand the ‘wraparound care’”.

“We are currently using the hall but would need additional space if we were to expand our wraparound offer”.

We would like to offer wraparound care for the nursery children. The challenge is that the nursery building is ‘horrible’ and unsuitable... and we will not be able to get the funding for a new building”.

- 3.3.6 Encouragingly all of the representatives of the primary schools which were offering a type of wraparound childcare stated that they were compliant and able to provide wraparound childcare for pupils with SEND – however, representatives of six schools stated that: there are some SEND designations/type that cannot access wraparound childcare, including certain pupils with physical disabilities or a sensory impairment. Feedback on the theme of inclusive wraparound childcare provision included:

We try to take all children that need 1:1 support and will discuss with parents how it is to be funded”.

“Our school cannot manage the cost of an extra adult if 1:1 support is needed. Indeed, at the moment we are close to saying that one boy cannot attend, because of the extra support he needs”.

“There are some SEND children with very complex needs and if they need 1-1 wraparound support, I have to charge the parents for the member of staff”.

“For wraparound childcare if a child had a EHCP or a child has ‘no independence’ and needed 1-1 support, then we would ‘need to’ find suitable staffing”.

It was also observed that representatives of three of the responding primary schools stated that they had had to work on awareness that some of their staff has expressed a lack of confidence in supporting children with SEND.

3.4 Wraparound Childcare Workforce in Primary Schools

3.4.1 The **average number of staff evidently employed for before school** wraparound provision at or via (including via PVI providers) the locality's primary schools was evidently 3-4. In comparison, the **average number of staff evidently employed for after school** wraparound provision at or via (including via PVI providers) the locality's primary schools is evidently 4¹⁰.

3.4.2 None of representatives of primary schools stated that they are experiencing (in Autumn 2024) significant challenges with **recruiting** staff to support a wraparound childcare provision - however there was a repeated statement that schools were reliant on certain staff (words to the effect) "*giving up their time*" to resource a provision. Indeed, one incidence of feedback that was representative of feedback from five other responding schools was:

"After school 'people' [i.e. staff] do not want to work from 15:00pm to 18:00pm, particularly if they have children, as it 'their time' together. It is not for very much pay either. If a member of staff is ill, or is not in for any reason, the Senior Leadership Team have to step in. I find myself having to leave home at 6.30am to cover breakfast club and not finishing to 18.00pm on a repeated basis".

Additionally, none of representatives of primary schools stated that they are experiencing significant challenges with **retaining** staff to support a wraparound childcare provision – although there were two incidence whereby such staff had had to conclude their role because they had transport challenges, getting home after school. Ultimately, when the theme of recruitment of staff was described to be a barrier to the delivery of wraparound childcare, feedback was multi-faceted:

"If we have 2-year-olds in our before or after school provision - then we have to reduce our maximum numbers at the time from 90 to 60 places to ensure we are within the staffing ratio".

"There is always an issue in finding the staff people to work between 15:00pm and 18:00pm".

"We have tried to have an after school provision – however, we were not able to recruit staff for the short hours".

A final observation was that a number of responding representatives of primary schools advised how the (teaching) staff that tended to be able to resource their after school wraparound provisions were 'older' team members or those who were 'nearing retirement'.

¹⁰ It can be noted that for 3-8 year olds a recommended ratio is 1 (staff): 8 (children) and for 9-11 year olds a recommended ratio would be 1 : 10.

4 Outcome of Consultation with Parents and Carers on the theme of wraparound childcare

The following section outlines the feedback - on the theme of wraparound (before and/or after school) childcare - received from 342 parents and carers of 3–11-year-olds who are resident across the Thurrock locality¹¹, in October 2024, as part of a randomised survey.

4.1 Backgrounds of Respondents

- 4.1.1 Table 15 indicates the frequency with which responding parents/carers had a child(ren) of a specific age cohort.

Table 15 - Percentage of children from specific age cohorts that were being raised by responding parents/carers¹²

Age Cohort of children	Percentage of responding parents with at least one child in age cohort
3 years	16.5%
4 years	20%
5 years	18%
6 years	17%
7 years	18%
8 years	17%
9 years	16%
10 years	12.5%
11 years	7.5%

Table 2 indicates that parents/carers with children aged 5-7 years cohort participated in the survey, with the highest frequency.

Additionally, 4.5% of responding parents/carers stated that they had twins, within the same age group – which was most frequently 5 years of age.

- 4.1.2 13.5% of the respondents stated that they had a child or children with Special Education Needs and/or Disabilities (SEND) – this was most frequently a child with Speech Language and Communication Needs.

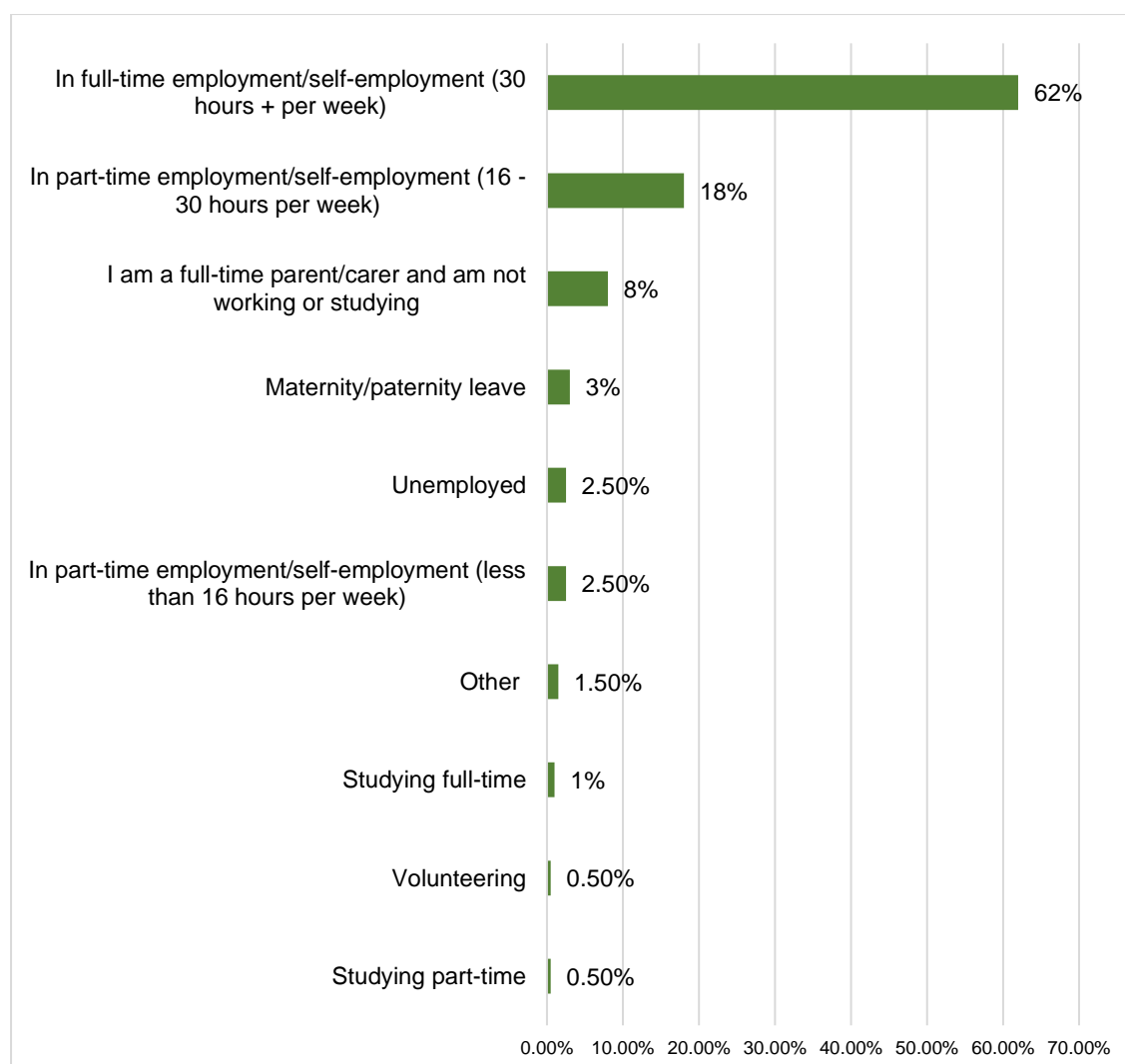
9% of respondents alternatively stated that they had a child who was in the process of currently being assessed for SEND.

¹¹ Certain responses were received from parents/carers who lived outside of the Thurrock locality (mainly in Essex, East London or Southend-on-Sea). A further number of parents did not complete a survey to an extent where their views could be incorporated within this following analysis, though some of their qualitative feedback has been included.

¹² Naturally, parents could have been raising children from multiple age cohorts.

4.1.3 Responding parents and carers were invited to denote (what best described) their current employment circumstances.

Image 21 - Incidence of responding parents employment circumstances

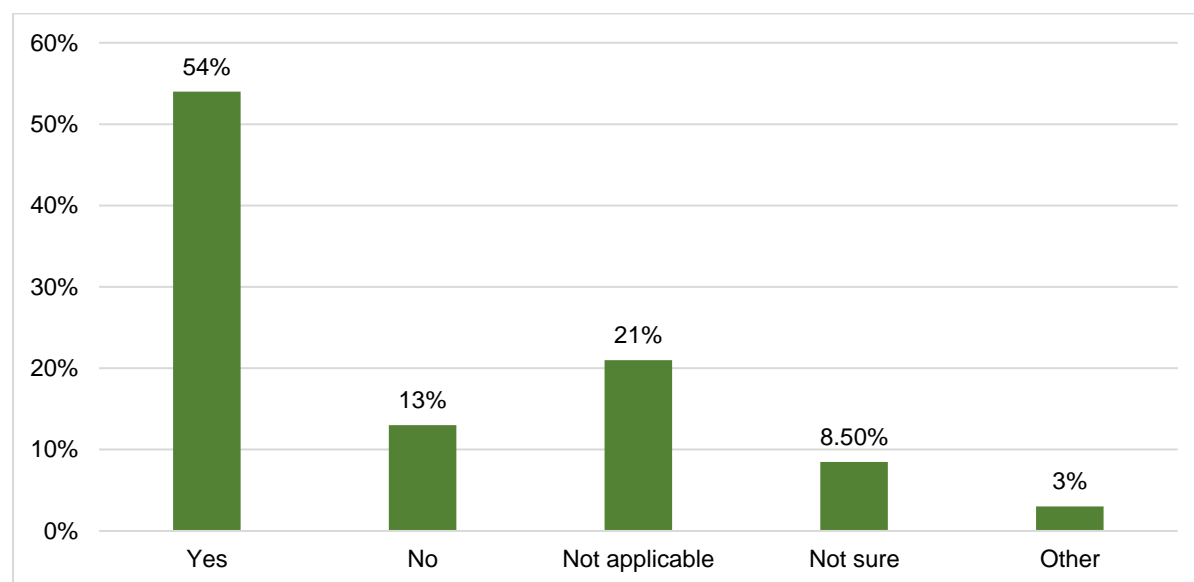


Those who were in some form of employment provided an indication of any flexible working arrangements.

- 35% of (applicable) responding parents/carers stated that they were currently working from home (WFH) - most frequently in the Aveley and Uplands ward (57 of such parents%) followed in frequency by the Little Thurrock Blackshots ward (52%)
- 10% of responding parents/carers stated that they were currently compressed hours
- 17% of responding parents/carers stated that they were currently working flexitime
- 1.5% of responding parents/carers stated that they were part of a job share
- 2% of responding parents/carers stated that they were currently working annualised hours
- 2.5% of responding parents/carers stated that they were currently working staggered hours.

On the theme of employment circumstances – all parents/carers were invited to state whether they believed that the availability of more wraparound childcare would enable them to increase their working hours - or go back to work/study if they choose to.

Table 16 - Extent to which all responding parents/carers believed that the availability of more wraparound childcare would enable them to increase their working hours - or go back to work/study if they choose to



The three wards where responding parents/carers most frequently stated: Yes were:

1. Stanford-le-Hope West ward – and the bordering,
2. Corringham and Fobbing ward
3. Little Thurrock Blackshots ward

Parents/carers who stated: Other, made statements including:

“It would depends on price and availability. There are no childminders with wraparound spaces in my area. My school doesn’t provide wraparound care and the off-site care is expensive

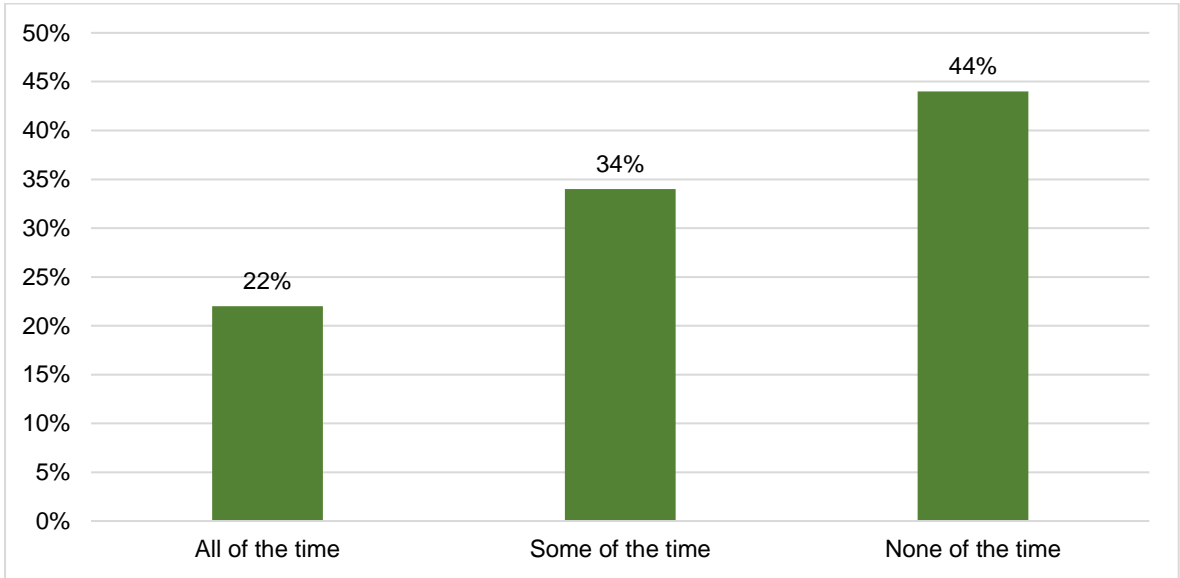
“More availability would allow me to work my contracted hours without the need to catch up later in the evening, to make up hours, due to school pick-ups and drop-offs”.

“It would help on the days I’m working... due to heavy traffic on the A13, A406 and M11”

“Consistent wraparound childcare would provide me with more flexibility - and would enable me to do my existing job ‘easier”.

4.2 Incidence of usage of wraparound childcare in early 2024

4.2.1 Image 22 indicates the frequency with which responding parents/carers stated that they were accessing wraparound childcare in early 2024.



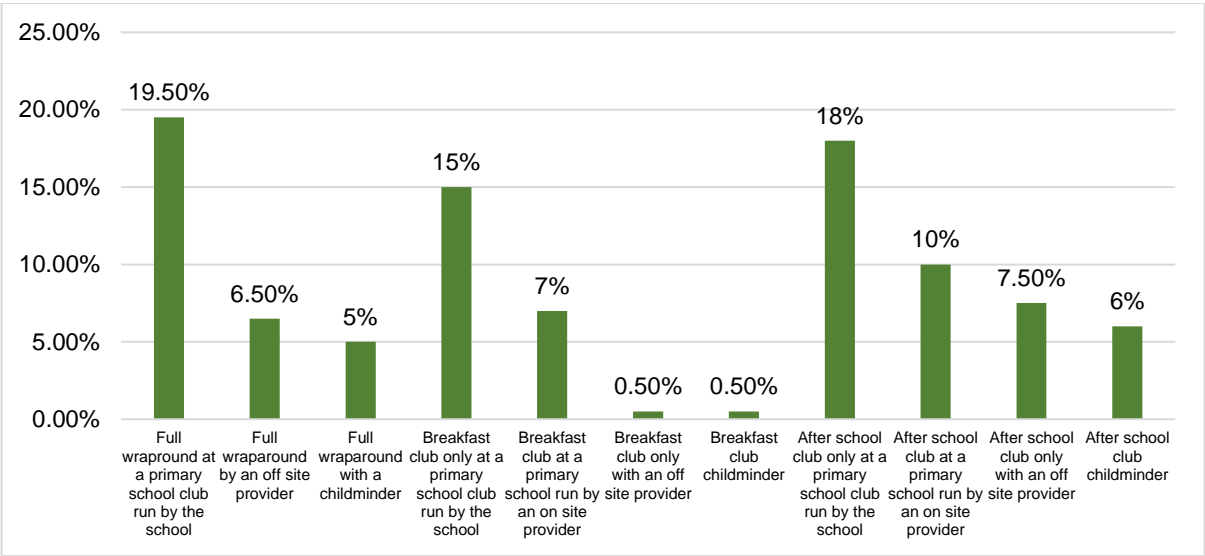
The three wards where parents/carers most frequently stated (they were using a type of wraparound childcare) **all of the time** were:

- 1. South Chafford ward – and the bordering,
- 2. Little Thurrock Blackshots ward
- 3. East Tilbury ward

The three wards where parents/carers most frequently stated **some of the time** were:

- 1. Aveley and Uplands ward – and the bordering,
- 2. Ockendon ward
- 3. Chadwell St. Mary ward

4.2.2 Image 23 - indicates the frequency with which applicable children and young people were accessing wraparound childcare at a specific type of provision ¹³.



It was noted that the response ‘primary school provision’ accounted for either the primary school facilitating their own on-site club or a PVI sector provider delivering a provision on-site.

The response ‘not school based’ naturally accounted for an off-site provision, typically not associated with a primary school. Other feedback *included*:

(Most frequently) “*Grandparents*”.

With certain expanded feedback *including*:

“Our school run a walking bus in the mornings which picks up the children from a drop-off location. This service runs from two locations, picking up from 8:15am and 8:30am. This acts like a breakfast club for most and should be considered a part of a wraparound service”.

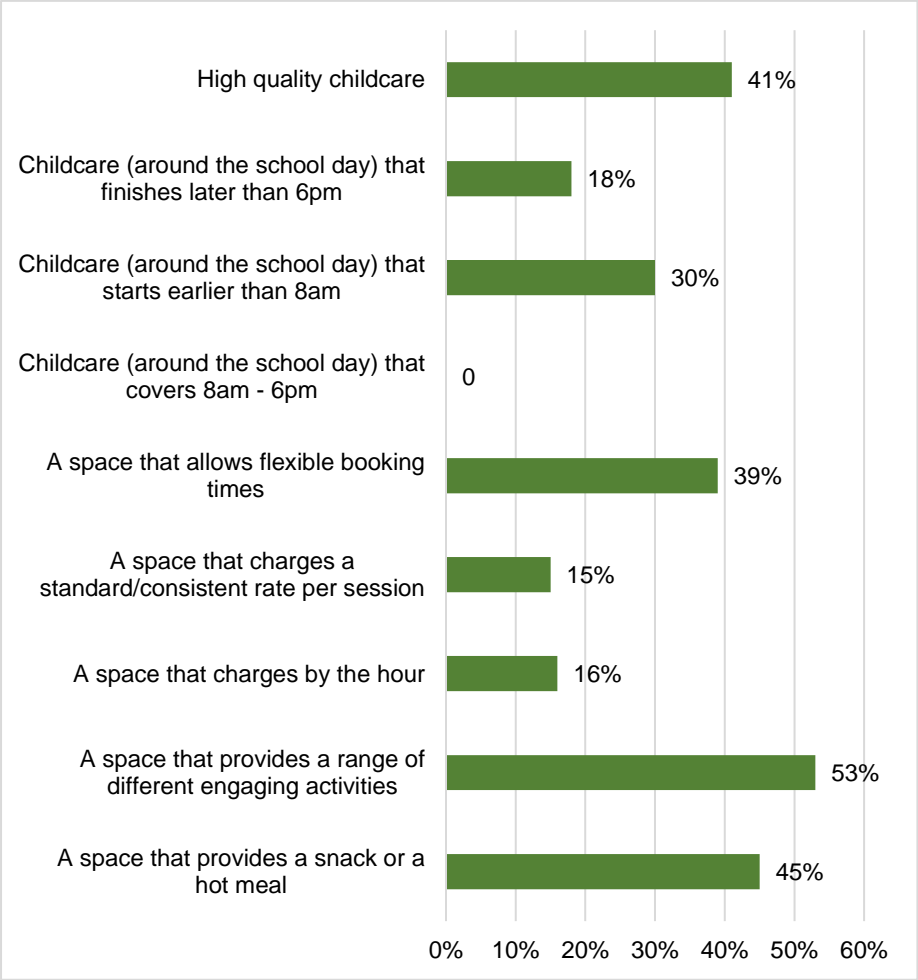
“Some of us use half term clubs”.

I previously used an after school club that ‘comes to the school’ - however this has now stopped, and I am awaiting spaces to ‘free up’ on the onsite after school club... so at the moment I have to pick up child after school, and this hasn’t been easy, what with working full time”.

¹³ Certain parents were evidently accessing more than one of these types of provision.

4.2.3 Parents and carers were invited to state what was important to them when they were considering accessing wraparound childcare.

Image 24 - Frequency with which responding parents highlighted factors that were important to them when they were considering a wraparound childcare venue/provision



With recurrent examples of ‘Other’ feedback *including*:

(Most frequently – words to the effect) *“somewhere which will understand the SEND needs of my child”*.

“Ideally a childminder that I know and who I trust”.

“A space which charges flexibly, by the hour”.

“A nurturing environment that helps my children to ‘decompress’ after the pressures of the school day”.

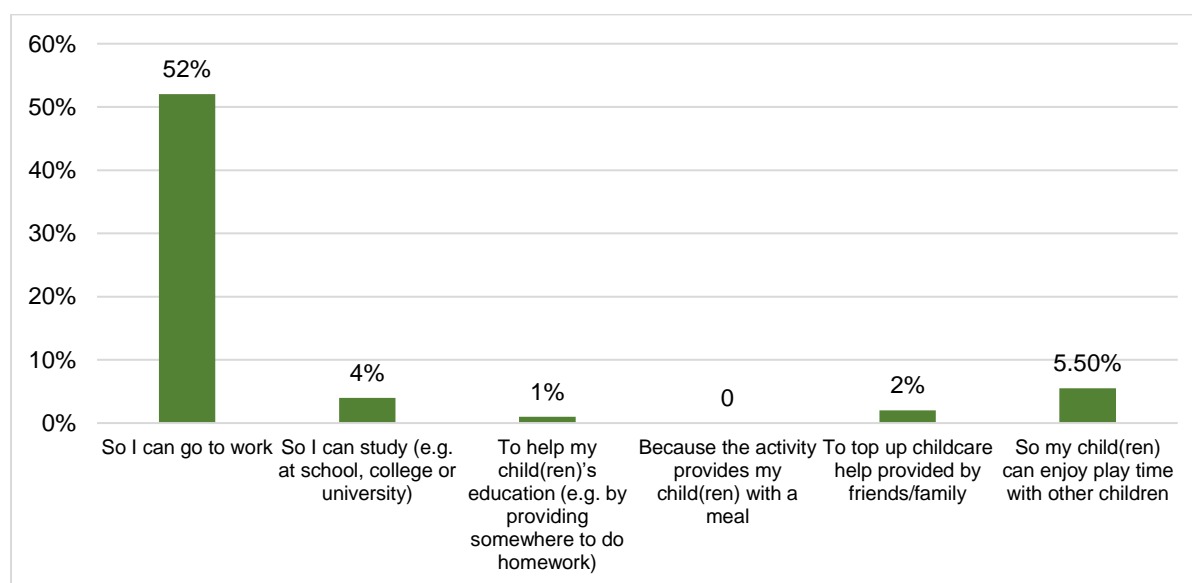
4.2.4 Carers of a child (or children) with additional needs/SEND were invited to state what was important to them when they were considering accessing wraparound childcare.

The three recurrent types of feedback were:

1. Well qualified and trained staff
2. Staff being understanding of a child's specific needs
3. Safety and welfare to be of high importance

4.3 Reasons why certain parents/carers were accessing wraparound childcare (all of the time or some of the time)

4.3.1 Image 25 - presents the frequency of specific reasons stated by applicable parents/carers as to why they were accessing wraparound childcare, in Autumn 2024.



The three wards where parents/carers most frequently responded: so I can go to work were:

1. Aveley and Uplands ward – and the bordering,
2. Ockendon ward
3. East Tilbury ward

4.3.2 All responding parents/carers were invited to state if either: (a) they had used wraparound provision in the past, but no longer use it, or; (b) if they had chosen not to use wraparound provision at all, the reason for this decision. Three recurrent reasons stated were:

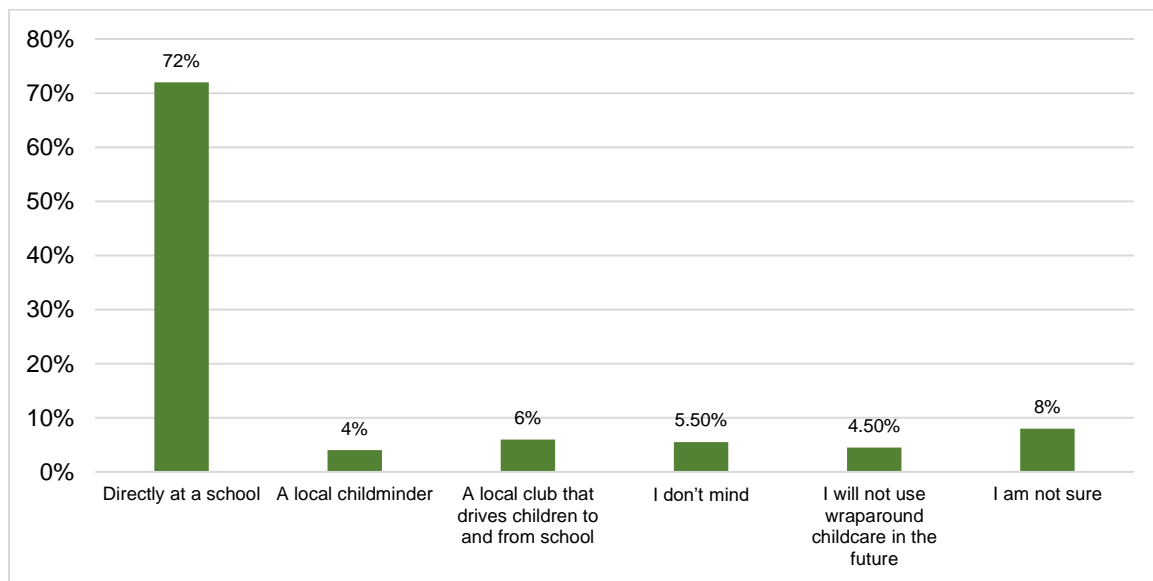
1. Because it was too expensive (18% of all responding parents – see below)
2. Because I could not/cannot find provision to support my working patterns/shift work (7%)
3. Because I have friends/other family members who help (also 7%)

The wards which accounted for the most frequent feedback: it is too expensive was: Corringham and Fobbing (50% of responding parents' resident in the ward) followed in frequency by Chadwell St. Mary (30%).

4.4 Potential future usage

4.4.1 All responding parents/carers were invited to state if they would like to potentially access wraparound childcare **in the future**, within Thurrock locality? – and if so, where?

Image 26 - Incidence of preferences for using wraparound childcare in the future



Appendix 1 - Mapping of funded childcare places accessible at early years providers across the Thurrock locality

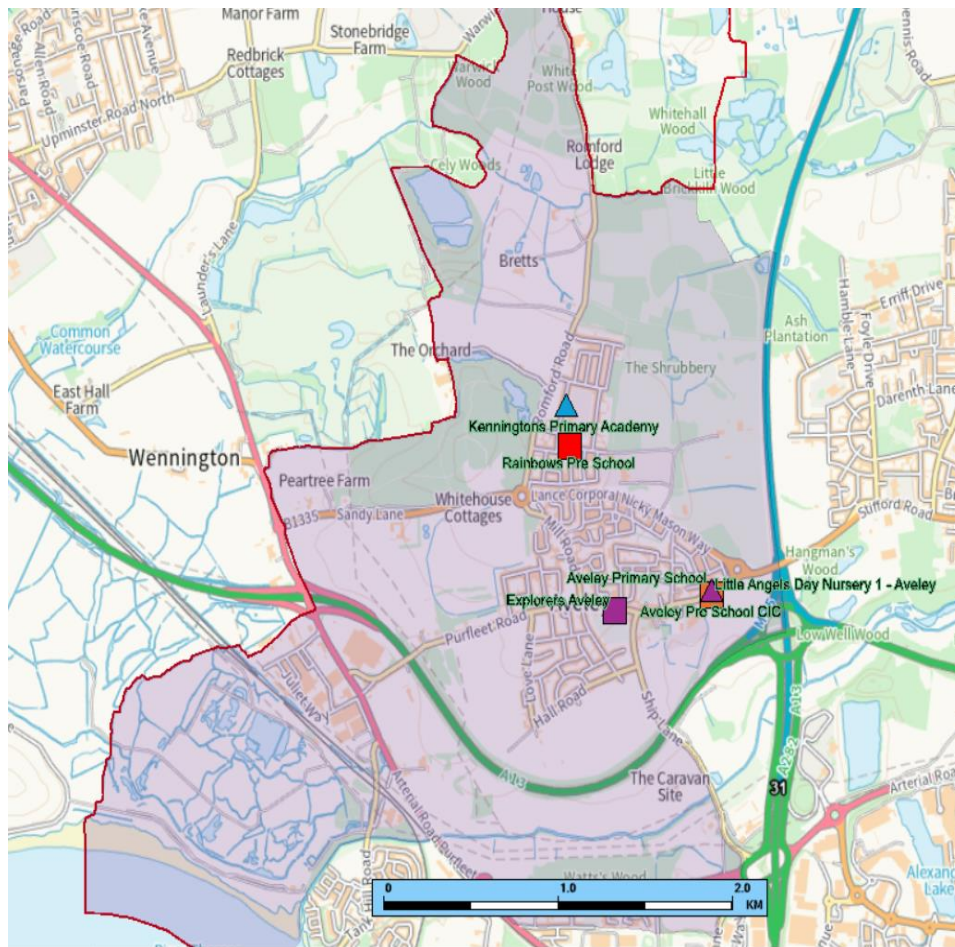
The following section presents the supply of funded early years entitlement places provided by **early years childcare providers/settings** (i.e. **PVI-sector nurseries, pre-schools and maintained [LA] nurseries**) across the twenty wards which comprise the Thurrock locality.

Each image that follows across pages 73-91 depicts:

- The location of the early years childcare provider/setting
- The number of registered 0-4 years places accessible at each provision
- A **contrast with the relative population of 0–4-year-olds** within each ward (see page 20), as an *indication* of reach and sufficiency.

The wards are presented in alphabetical order.

Aveley and Uplands



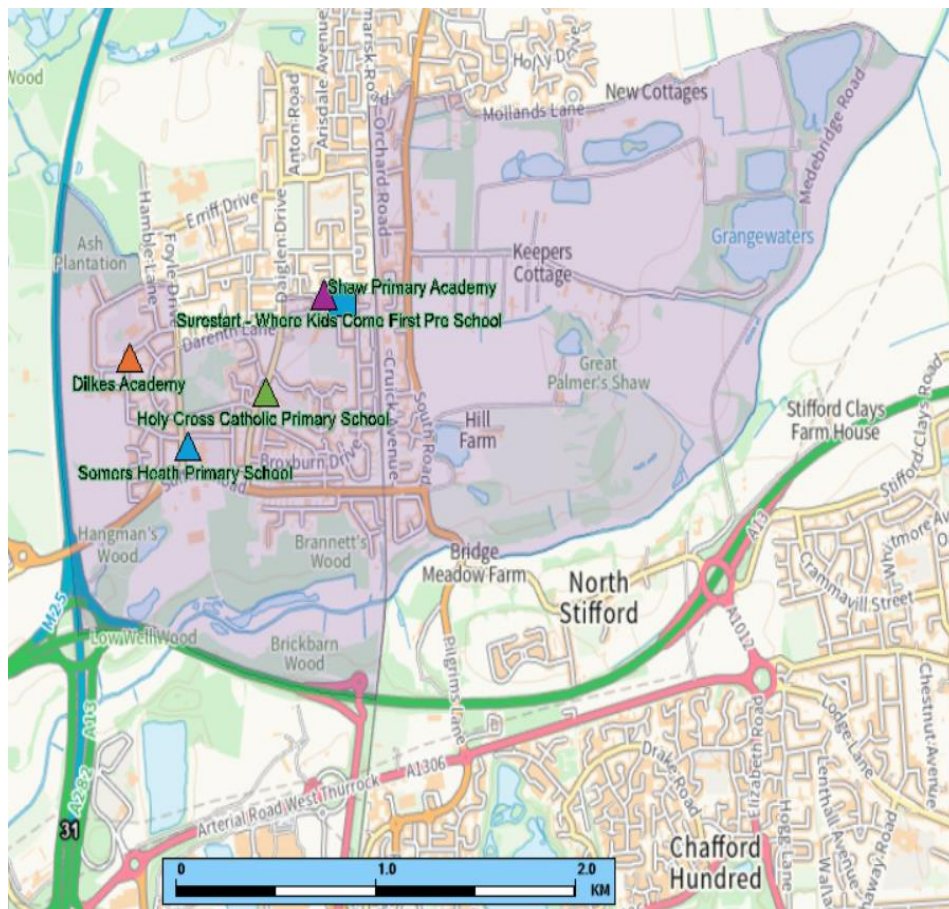
Number of registered early years childcare – and type of provision

0-15		Private, Voluntary and Independent Sector setting	□
16-30		Maintained School Nursery Class	△
31-45			
46-60			
61-75			
76+			
N/A			

Population of 0-4 year olds (ONS mid-year estimates for 2023)

0-500	
501-1000	
1,001 – 1,500	

Belhus



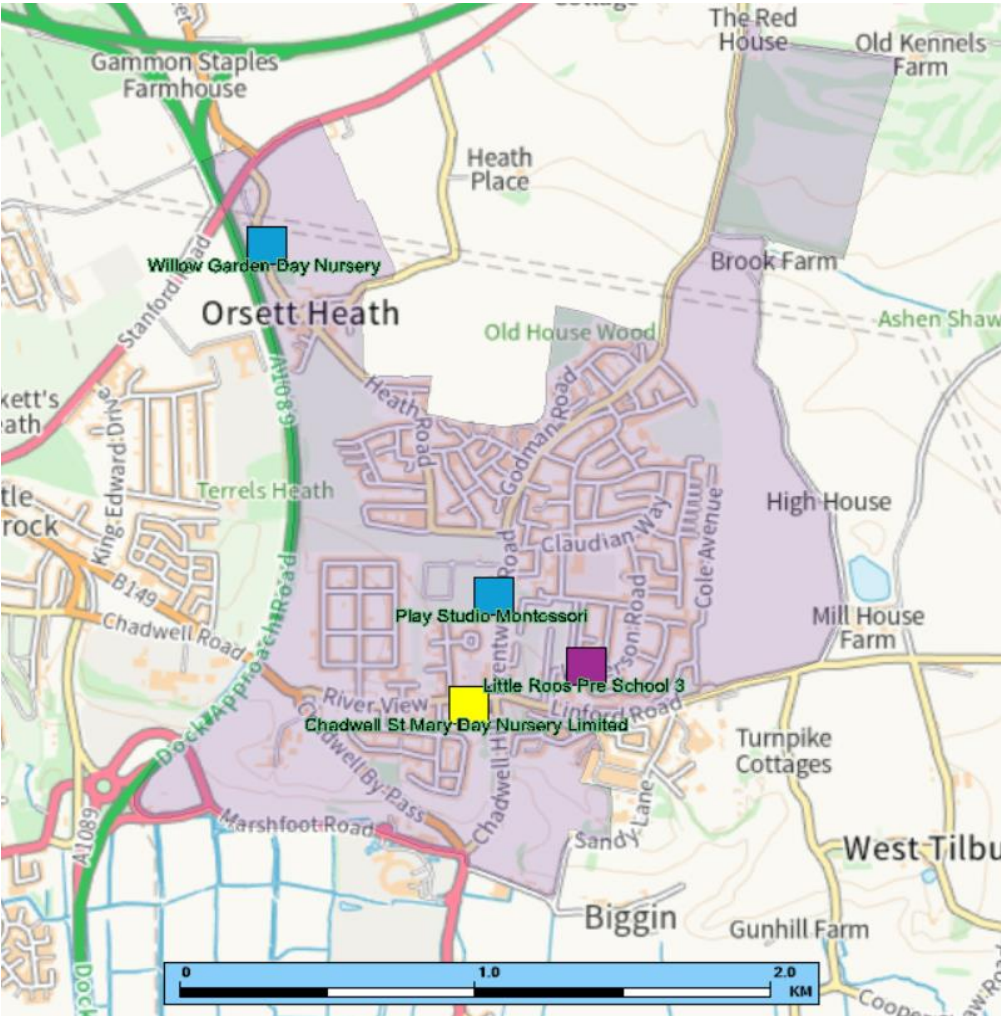
Number of registered early years childcare – and type of provision

0-15		Private, Voluntary and Independent Sector setting	<input type="checkbox"/>
16-30			
31-45		Maintained School Nursery Class	<input type="checkbox"/>
46-60			
61-75			
76+			
N/A			

Population of 0-4 year olds (ONS mid-year estimates for 2023)

0-500	
501-1000	
1,001 – 1,500	

Chadwell St Mary



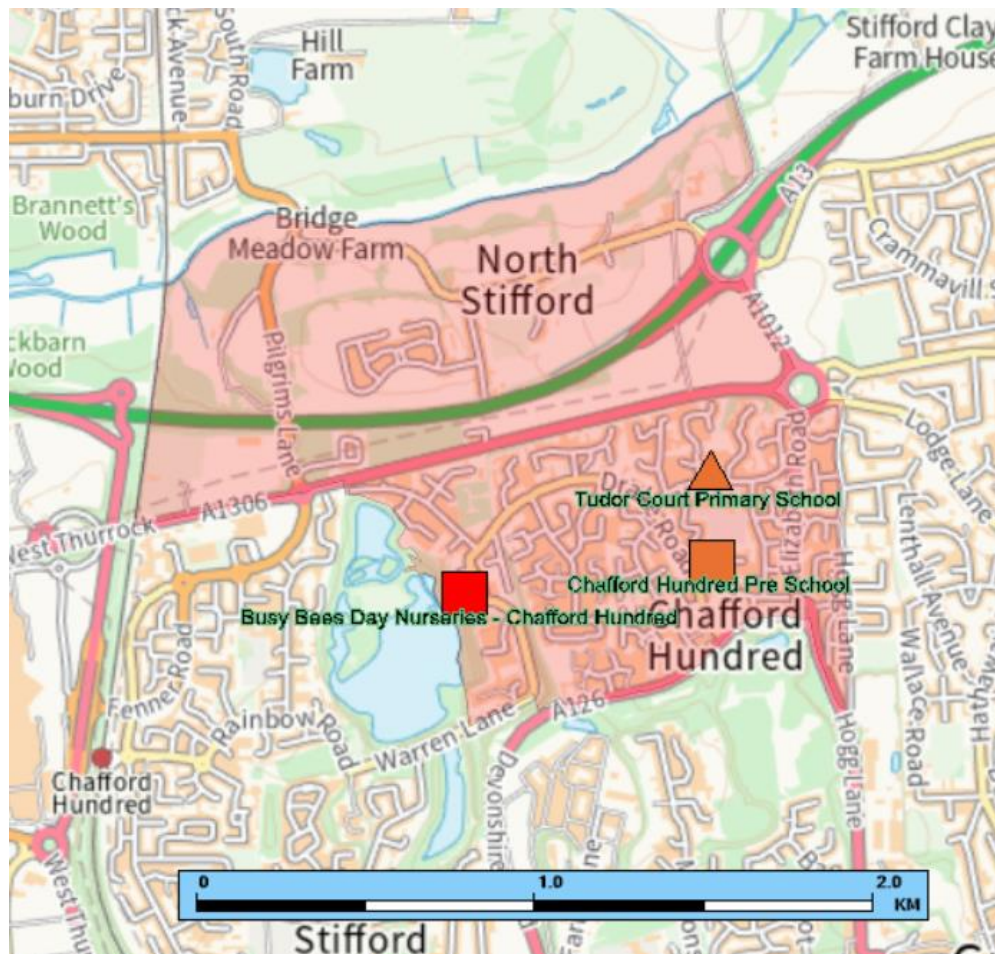
Number of registered early years childcare – and type of provision

0-15		Private, Voluntary and Independent Sector setting	□
16-30			
31-45		Maintained School Nursery Class	△
46-60			
61-75			
76+			
N/A			

Population of 0-4 year olds (ONS mid-year estimates for 2023)

0-500	
501-1000	
1,001 – 1,500	

Chafford and North Stifford



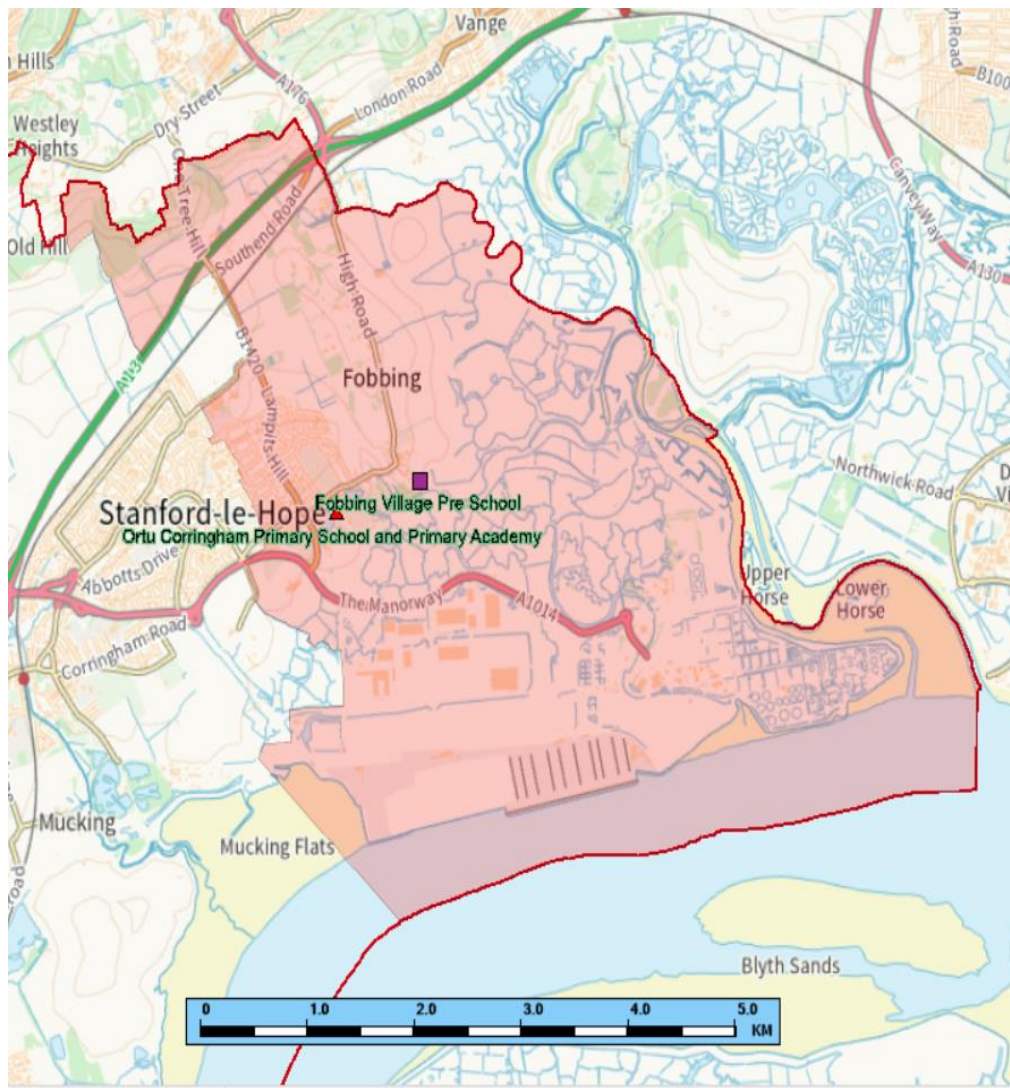
Number of registered early years childcare – and type of provision

0-15		Private, Voluntary and Independent Sector setting	<input type="checkbox"/>
16-30			
31-45			
46-60			
61-75		Maintained School Nursery Class	<input type="checkbox"/>
76+			
N/A			

Population of 0-4 year olds (ONS mid-year estimates for 2023)

0-500	
501-1000	
1,001 – 1,500	

Corringham and Fobbing



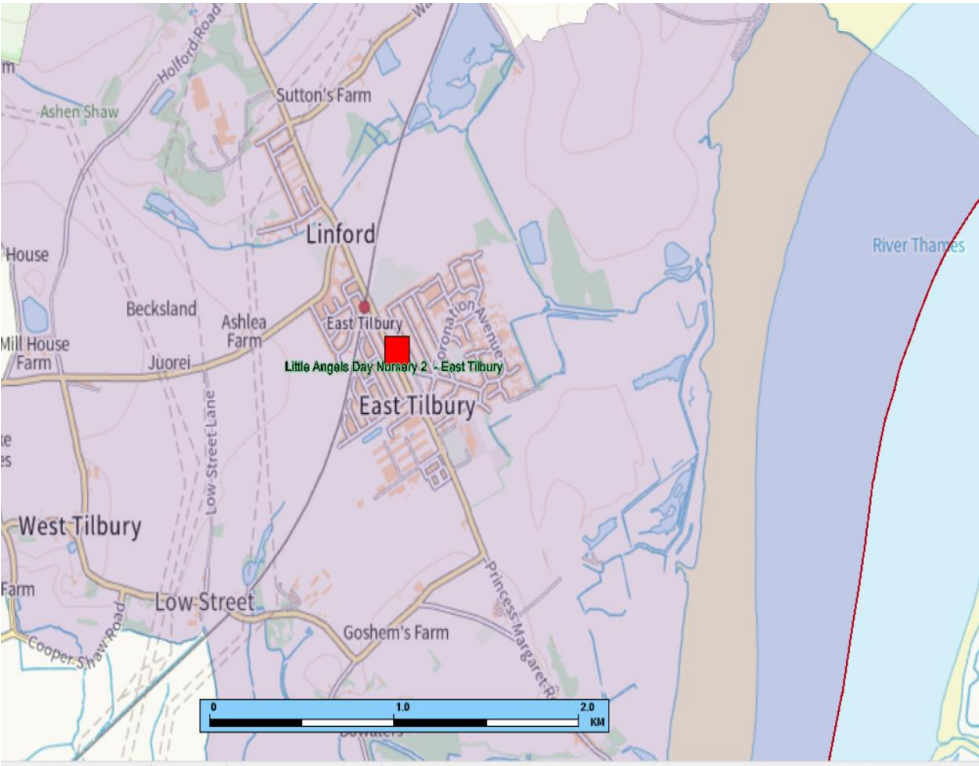
Number of registered early years childcare – and type of provision

0-15		Private, Voluntary and Independent Sector setting	□
16-30			
31-45		Maintained School Nursery Class	△
46-60			
61-75			
76+			
N/A			

Population of 0-4 year olds (ONS mid-year estimates for 2023)

0-500	
501-1000	
1,001 – 1,500	

East Tilbury



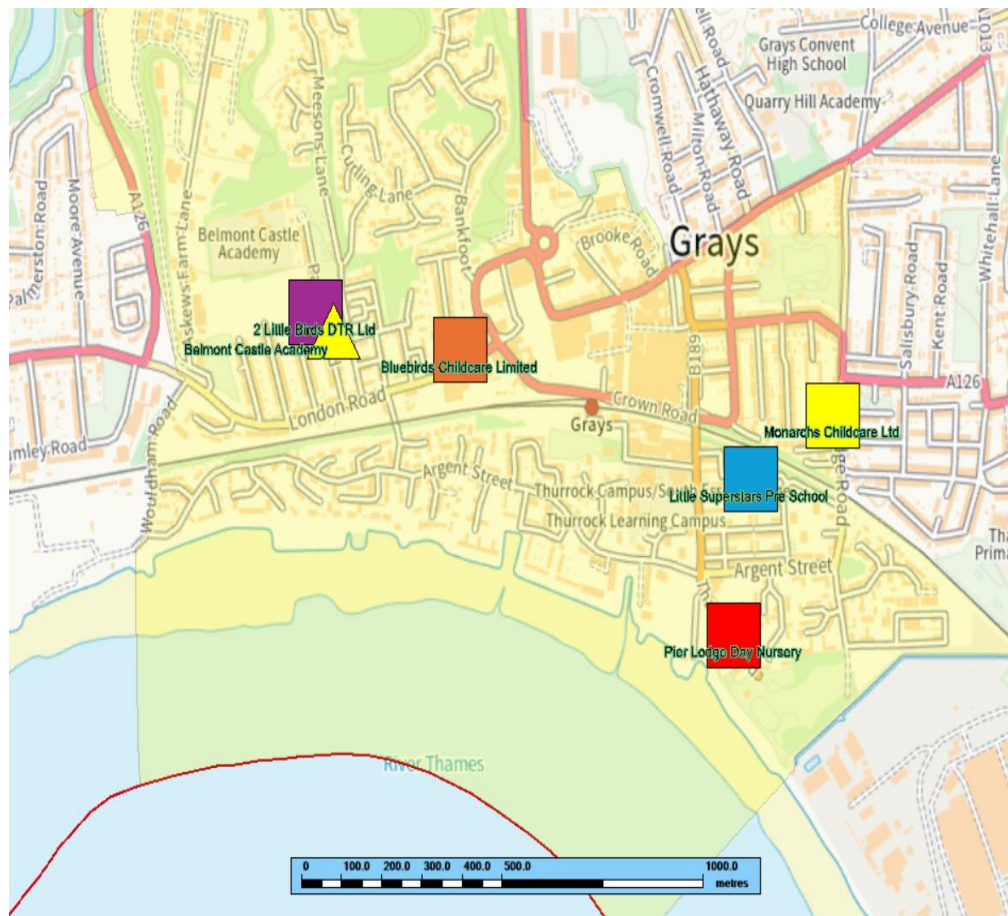
Number of registered early years childcare – and type of provision

0-15		Private, Voluntary and Independent Sector setting	□
16-30			
31-45		Maintained School Nursery Class	△
46-60			
61-75			
76+			
N/A			

Population of 0-4 year olds (ONS mid-year estimates for 2023)

0-500	
501-1000	
1,001 – 1,500	

Grays Riverside



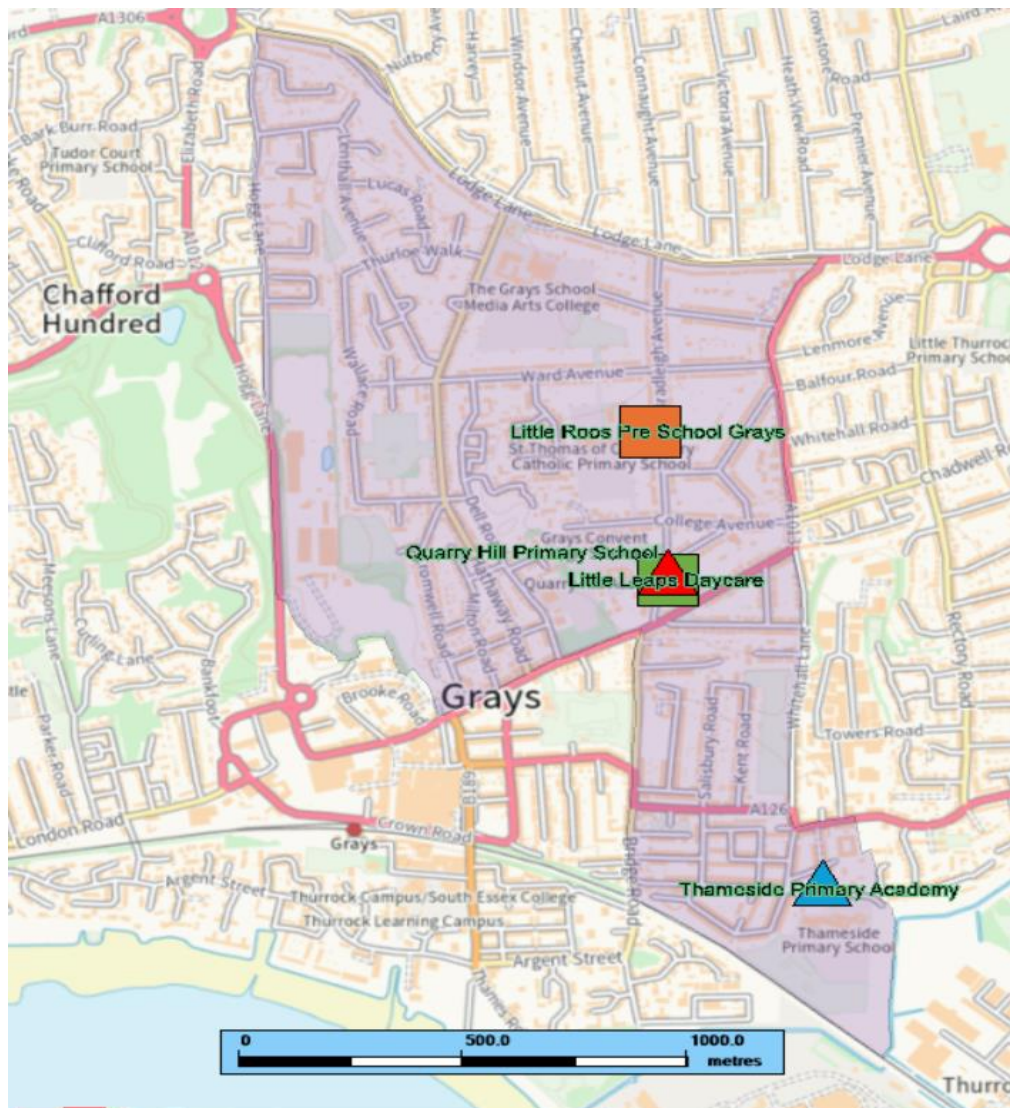
Number of registered early years childcare – and type of provision

0-15		Private, Voluntary and Independent Sector setting	□
16-30			
31-45			
46-60			
61-75			
76+		Maintained School Nursery Class	△
N/A			

Population of 0-4 year olds (ONS mid-year estimates for 2023)

0-500	
501-1000	
1,001 – 1,500	

Grays Thurrock



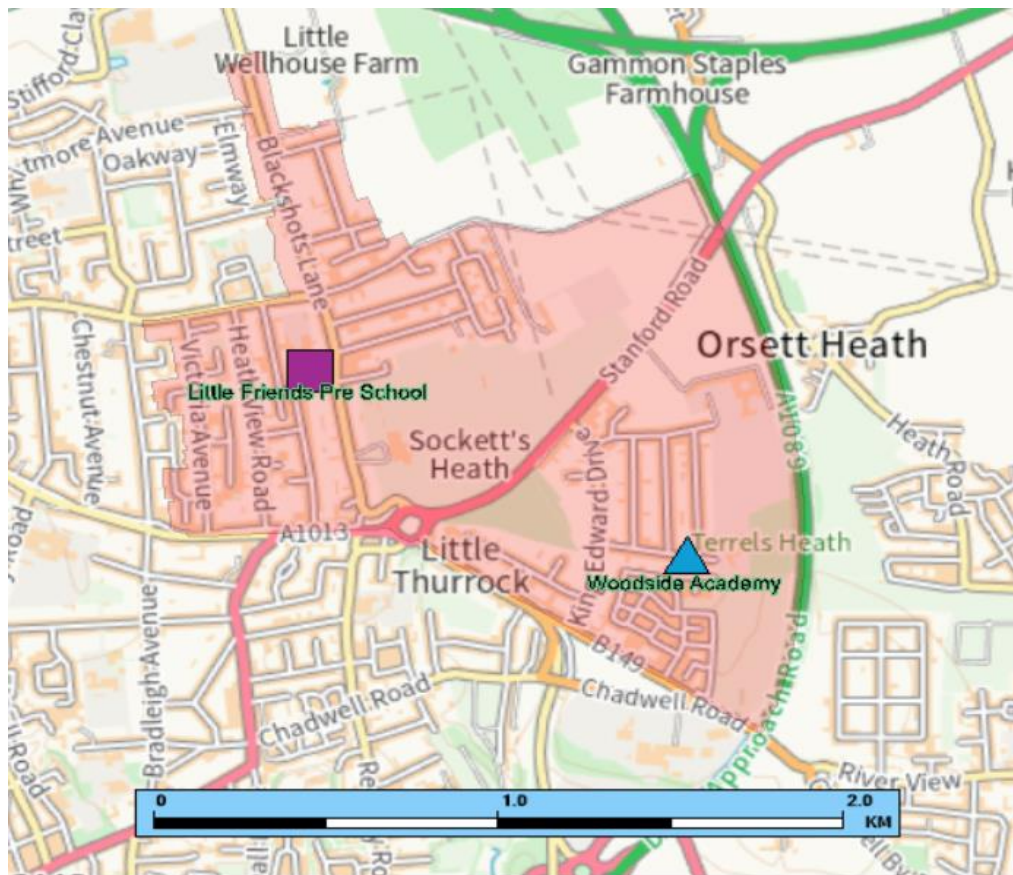
Number of registered early years childcare – and type of provision

0-15		Private, Voluntary and Independent Sector setting	□
16-30			
31-45		Maintained School Nursery Class	△
46-60			
61-75			
76+			
N/A			

Population of 0-4 year olds (ONS mid-year estimates for 2023)

0-500	
501-1000	
1,001 – 1,500	

Little Thurrock Blackshots



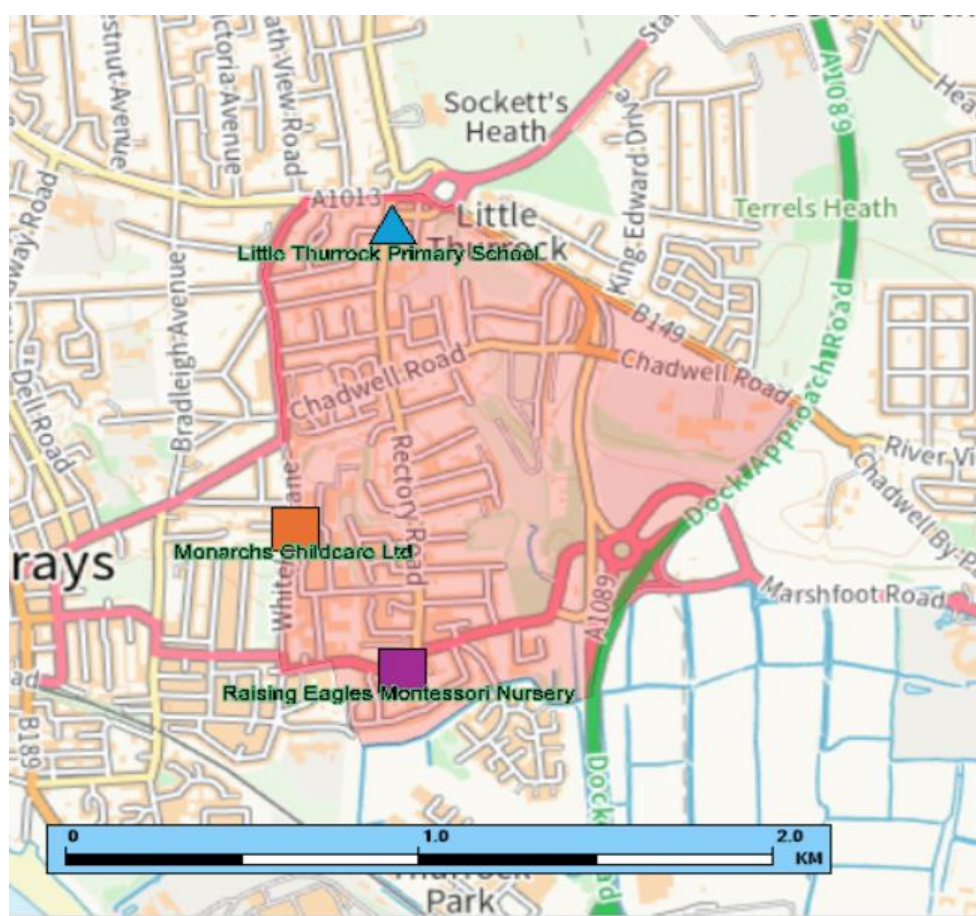
Number of registered early years childcare – and type of provision

0-15		Private, Voluntary and Independent Sector setting	□
16-30			
31-45		Maintained School Nursery Class	△
46-60			
61-75			
76+			
N/A			

Population of 0-4 year olds (ONS mid-year estimates for 2023)

0-500	
501-1000	
1,001 – 1,500	

Little Thurrock Rectory



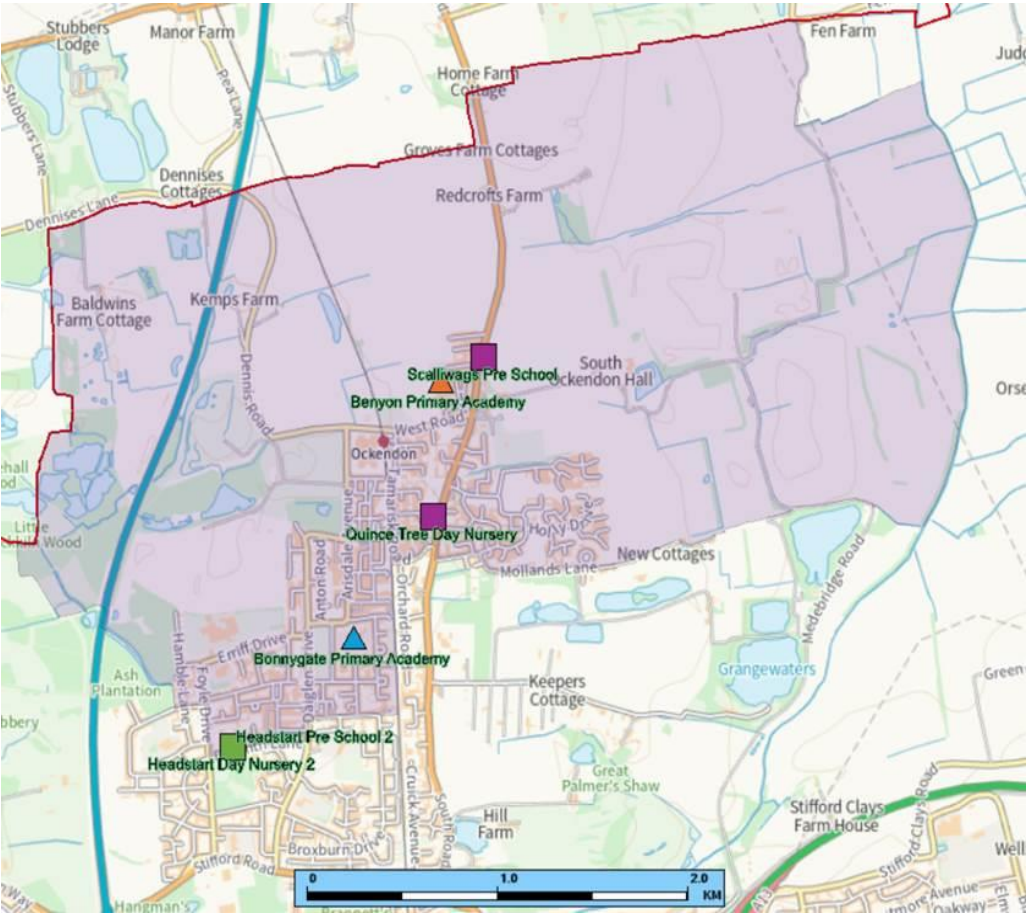
Number of registered early years childcare – and type of provision

0-15		Private, Voluntary and Independent Sector setting	□
16-30			
31-45		Maintained School Nursery Class	△
46-60			
61-75			
76+			
N/A			

Population of 0-4 year olds (ONS mid-year estimates for 2023)

0-500	
501-1000	
1,001 – 1,500	

Ockendon



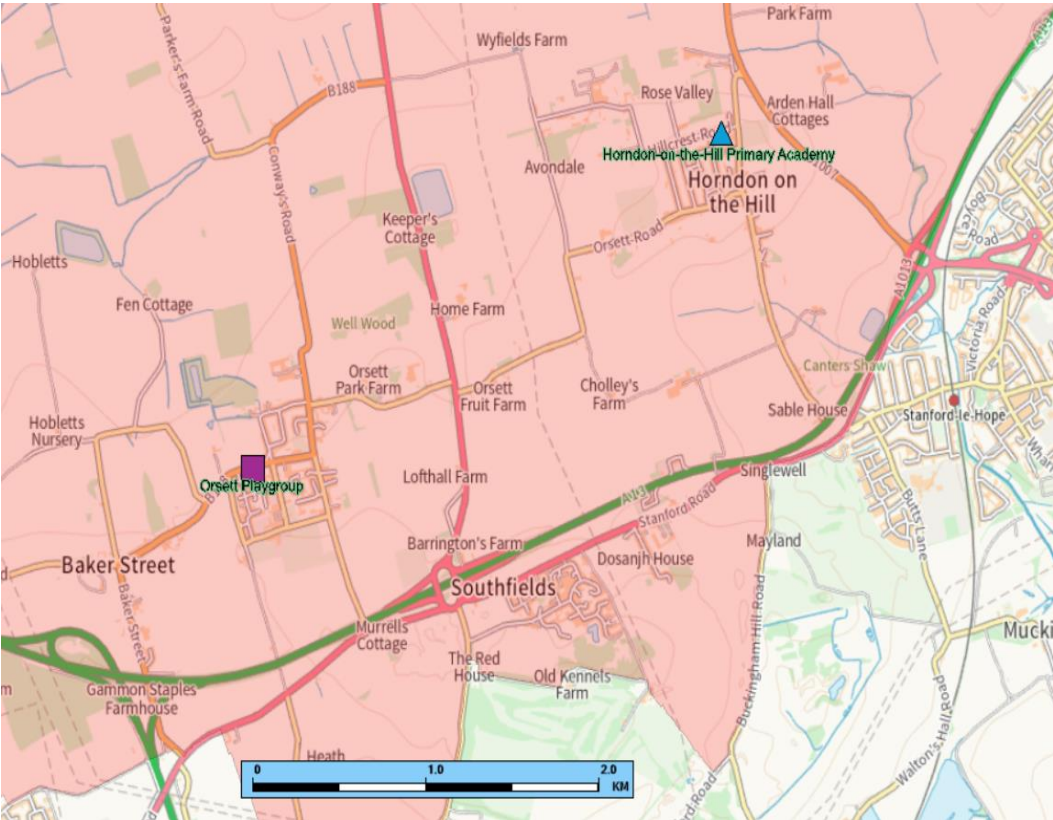
Number of registered early years childcare – and type of provision

0-15		Private, Voluntary and Independent Sector setting	□
16-30		Maintained School Nursery Class	△
31-45			
46-60			
61-75			
76+			
N/A			

Population of 0-4 year olds (ONS mid-year estimates for 2023)

0-500	
501-1000	
1,001 – 1,500	

Orsett



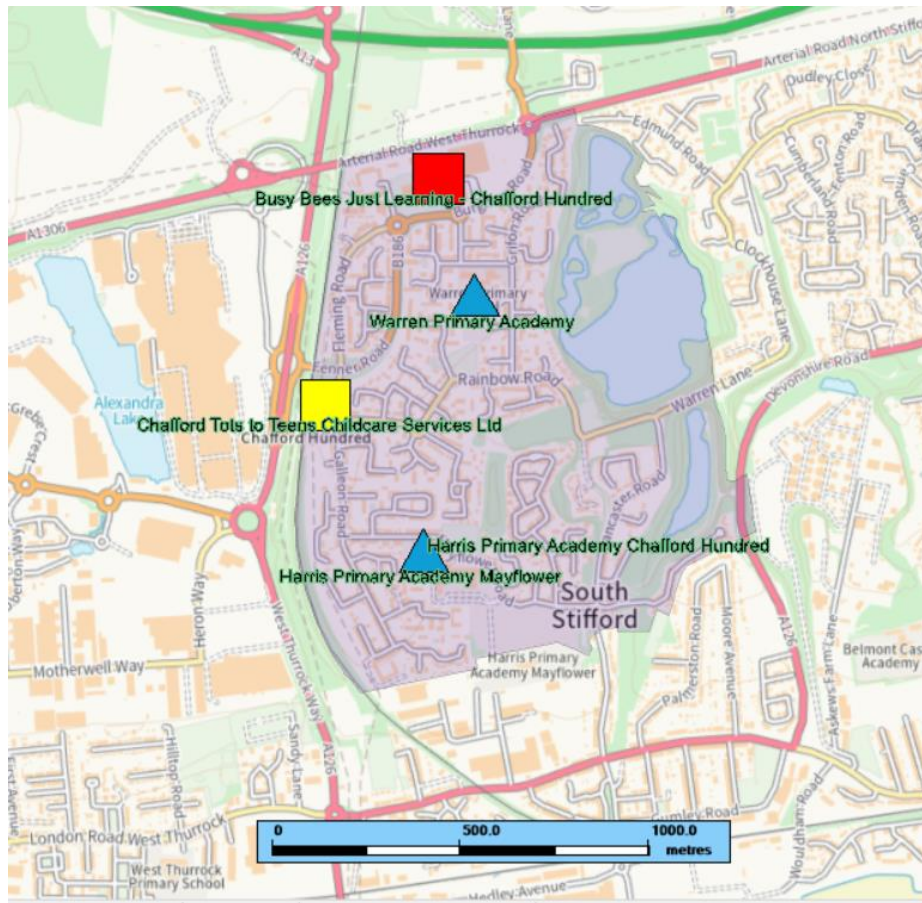
Number of registered early years childcare – and type of provision

0-15		Private, Voluntary and Independent Sector setting	□
16-30		Maintained School Nursery Class	△
31-45			
46-60			
61-75			
76+			
N/A			

Population of 0-4 year olds (ONS mid-year estimates for 2023)

0-500	
501-1000	
1,001 – 1,500	

South Chafford



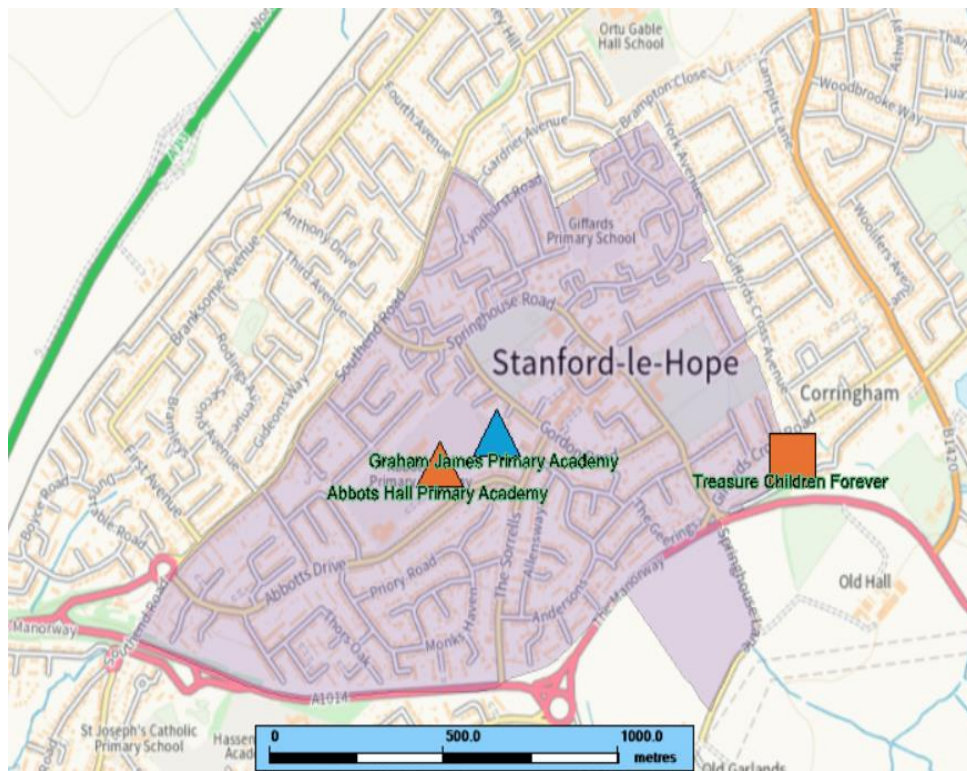
Number of registered early years childcare – and type of provision

0-15		Private, Voluntary and Independent Sector setting	□
16-30			
31-45		Maintained School Nursery Class	△
46-60			
61-75			
76+			
N/A			

Population of 0-4 year olds (ONS mid-year estimates for 2023)

0-500	
501-1000	
1,001 – 1,500	

Stanford East and Corringham Town



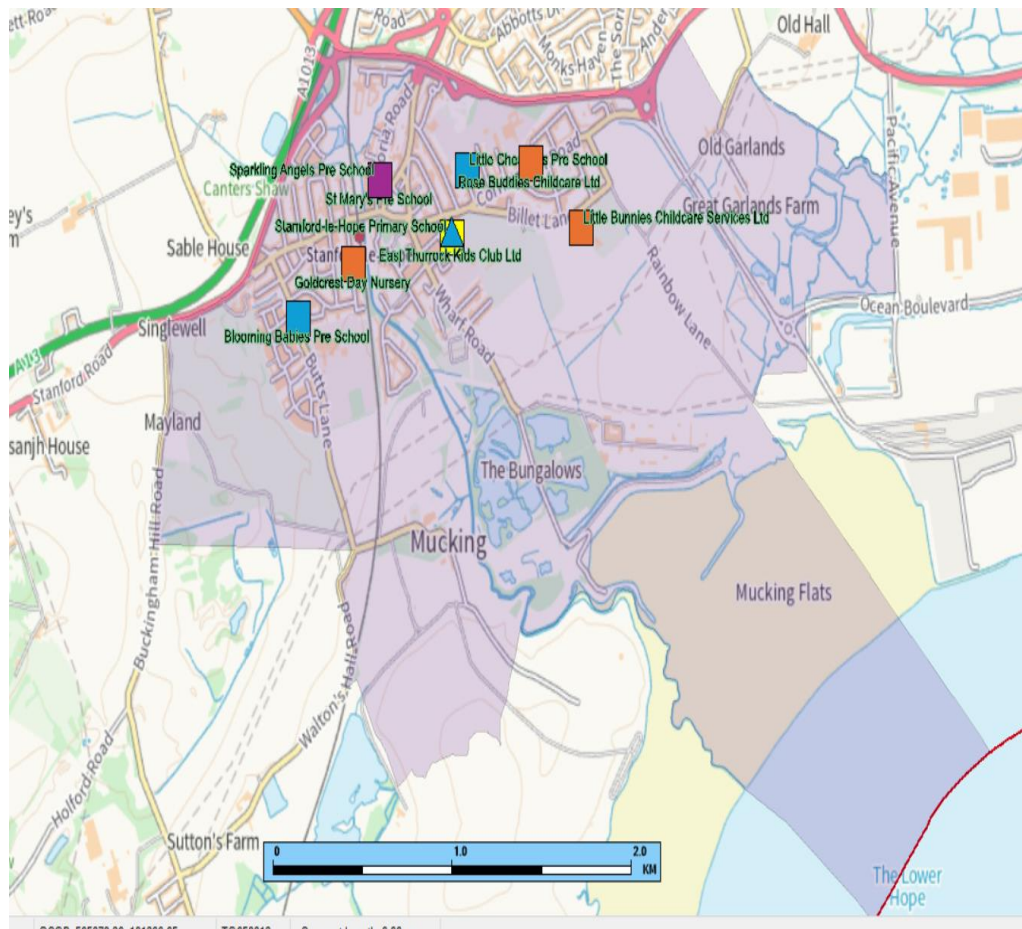
Number of registered early years childcare – and type of provision

0-15		Private, Voluntary and Independent Sector setting	□
16-30			
31-45		Maintained School Nursery Class	△
46-60			
61-75			
76+			
N/A			

Population of 0-4 year olds (ONS mid-year estimates for 2023)

0-500	
501-1000	
1,001 – 1,500	

Stanford-le-Hope West



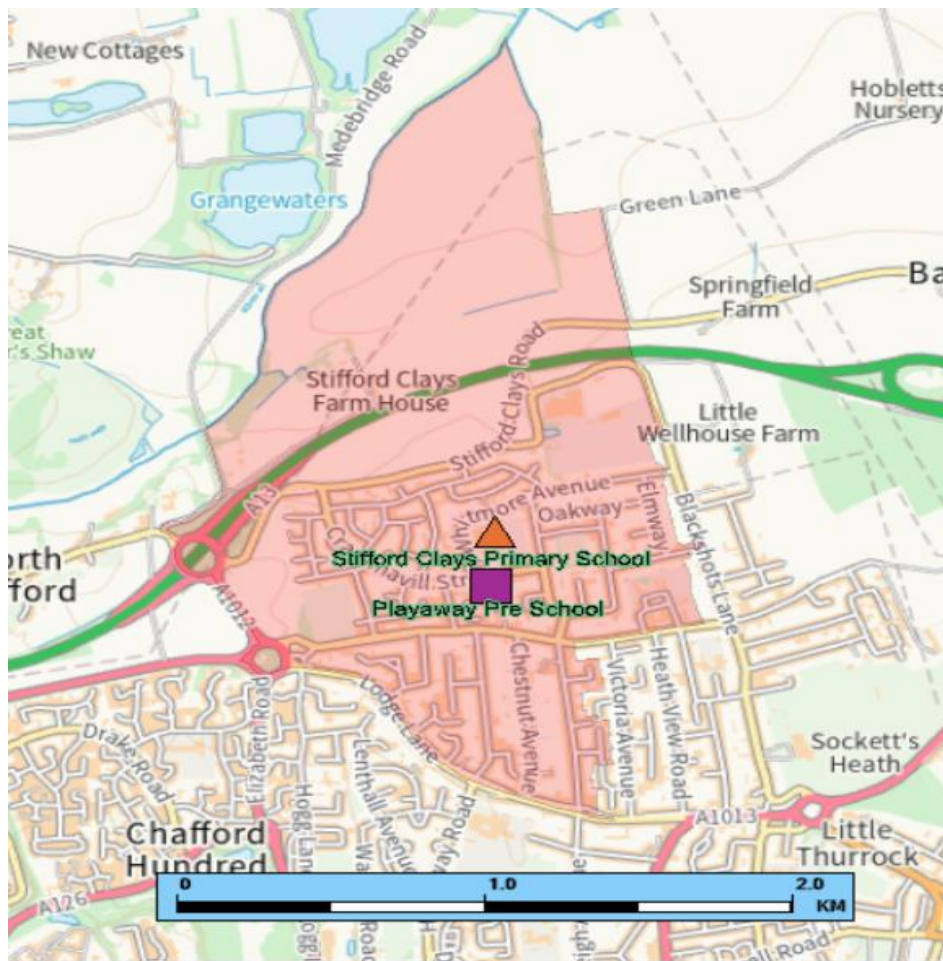
Number of registered early years childcare – and type of provision

0-15		Private, Voluntary and Independent Sector setting	□
16-30		Maintained School Nursery Class	△
31-45			
46-60			
61-75			
76+			
N/A			

Population of 0-4 year olds (ONS mid-year estimates for 2023)

0-500	
501-1000	
1,001 – 1,500	

Stifford Clays



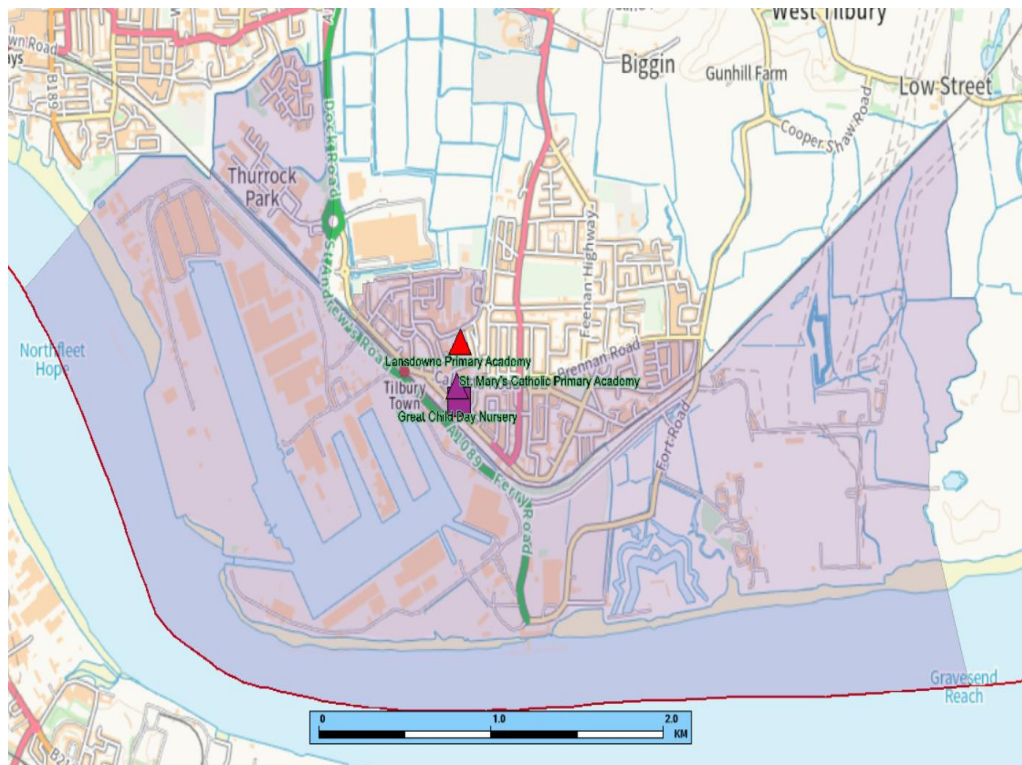
Number of registered early years childcare – and type of provision

0-15		Private, Voluntary and Independent Sector setting	□
16-30			
31-45		Maintained School Nursery Class	△
46-60			
61-75			
76+			
N/A			

Population of 0-4 year olds (ONS mid-year estimates for 2023)

0-500	
501-1000	
1,001 – 1,500	

Tilbury Riverside and Thurrock Park



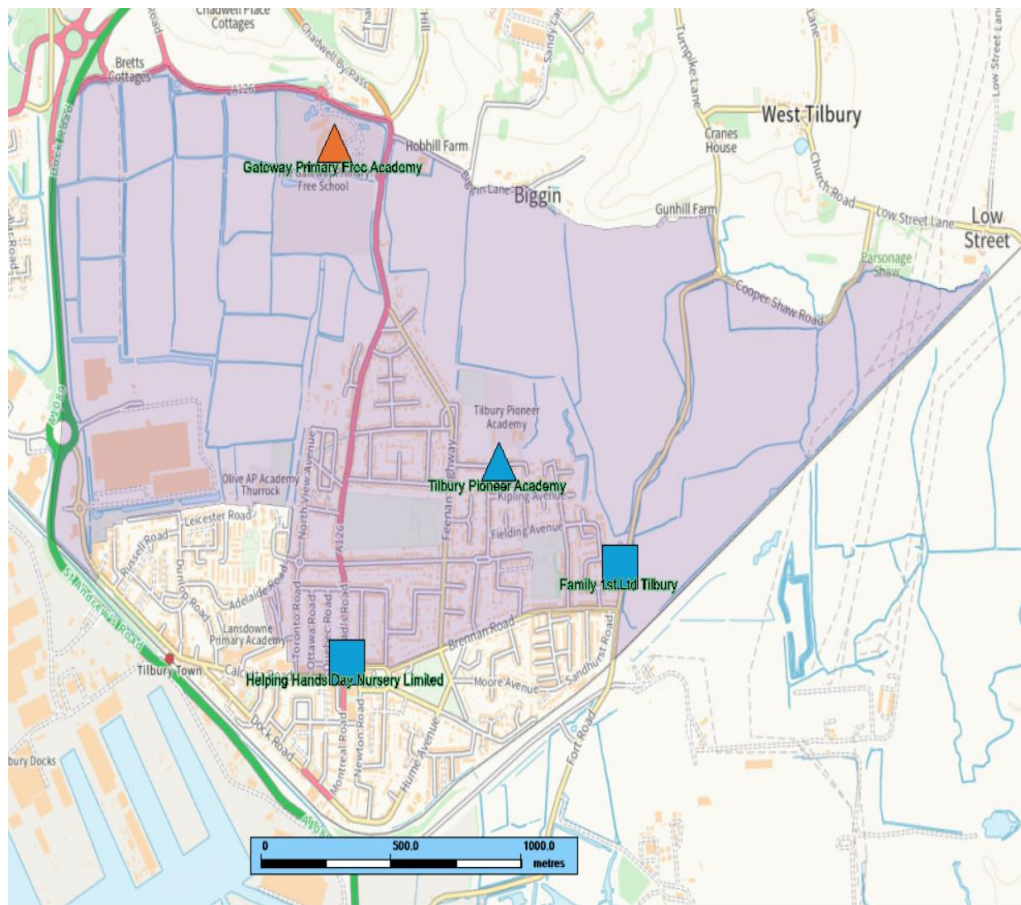
Number of registered early years childcare – and type of provision

0-15		Private, Voluntary and Independent Sector setting	□
16-30			
31-45		Maintained School Nursery Class	△
46-60			
61-75			
76+			
N/A			

Population of 0-4 year olds (ONS mid-year estimates for 2023)

0-500	
501-1000	
1,001 – 1,500	

Tilbury St Chads



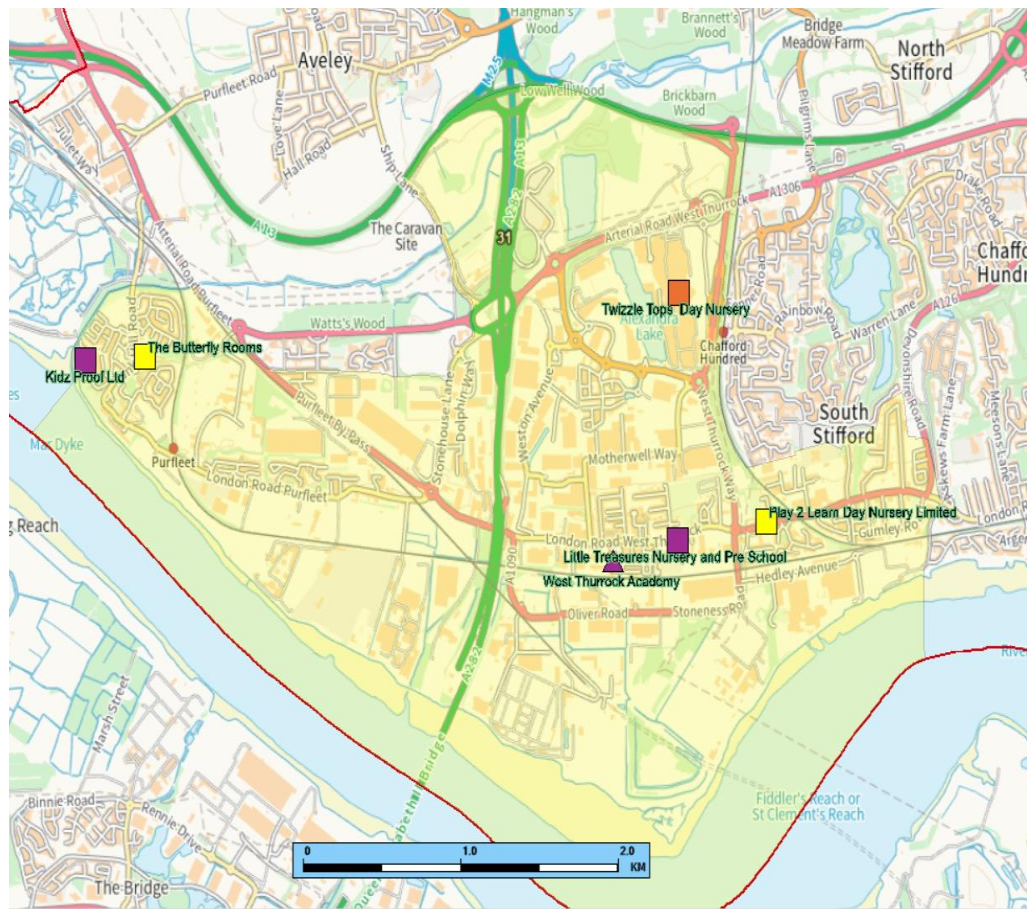
Number of registered early years childcare – and type of provision

0-15		Private, Voluntary and Independent Sector setting	<input type="checkbox"/>
16-30			
31-45		Maintained School Nursery Class	<input type="checkbox"/>
46-60			
61-75			
76+			
N/A			

Population of 0-4 year olds (ONS mid-year estimates for 2023)

0-500	
501-1000	
1,001 – 1,500	

West Thurrock and South Stifford



Number of registered early years childcare – and type of provision

0-15		Private, Voluntary and Independent Sector setting	□
16-30		Maintained School Nursery Class	△
31-45			
46-60			
61-75			
76+			
N/A			

Population of 0-4 year olds (ONS mid-year estimates for 2023)

0-500	
501-1000	
1,001 – 1,500	

Appendix 2 - Mapping outlining existing Wraparound Childcare places across the Thurrock locality

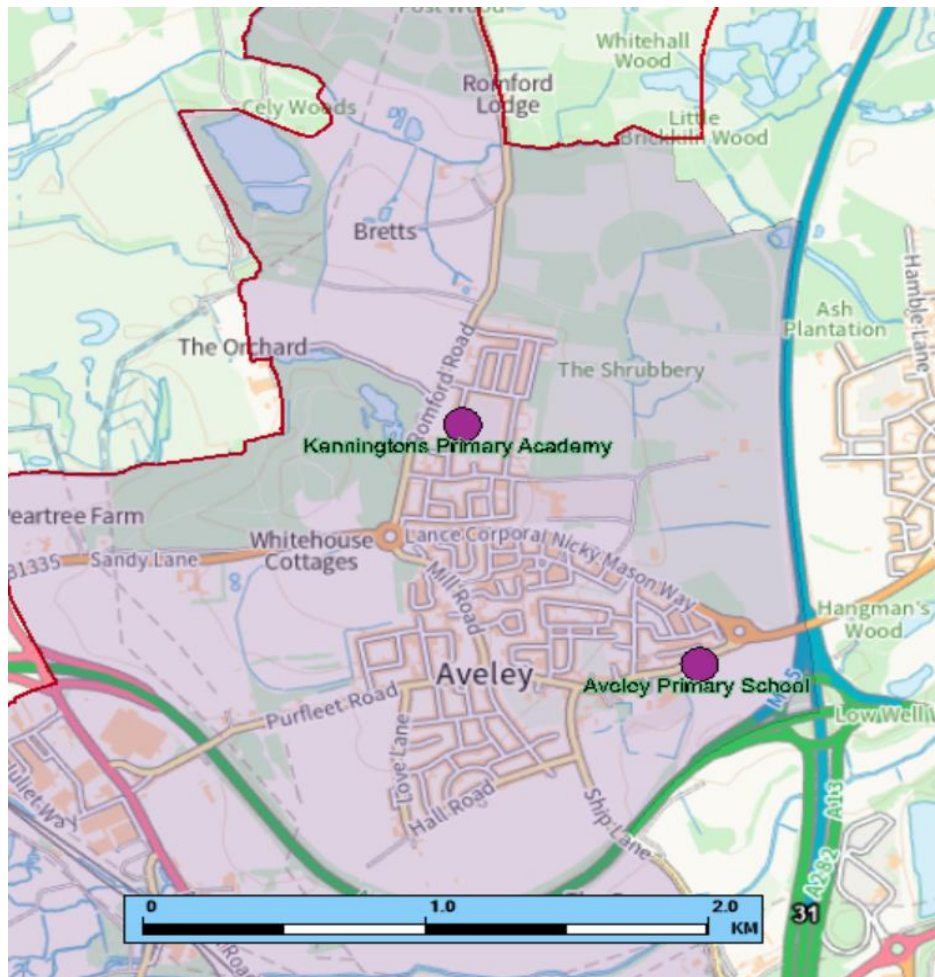
The following section presents the fundamental supply of wraparound childcare places that are **accessible via: (a) primary schools and (b) early years childcare providers/settings (i.e. PVI-sector nurseries, pre-schools)** across the twenty wards which comprise the Thurrock locality. Every Thurrock ward with the exception of The Homesteads hosts at least one primary school.

Each image that follows across pages 93-111:

- The location of: (a) maintained and/or (b) Multi Academy Trust primary schools in the ward
- The prevalence of wraparound childcare which is before school, after school – or both periods
- The range of places accessible at each provision
- A contrast with the relative population of 3-11 year olds within each ward, as an *indication* of reach and sufficiency.

The wards are presented in alphabetical order.

Aveley and Uplands



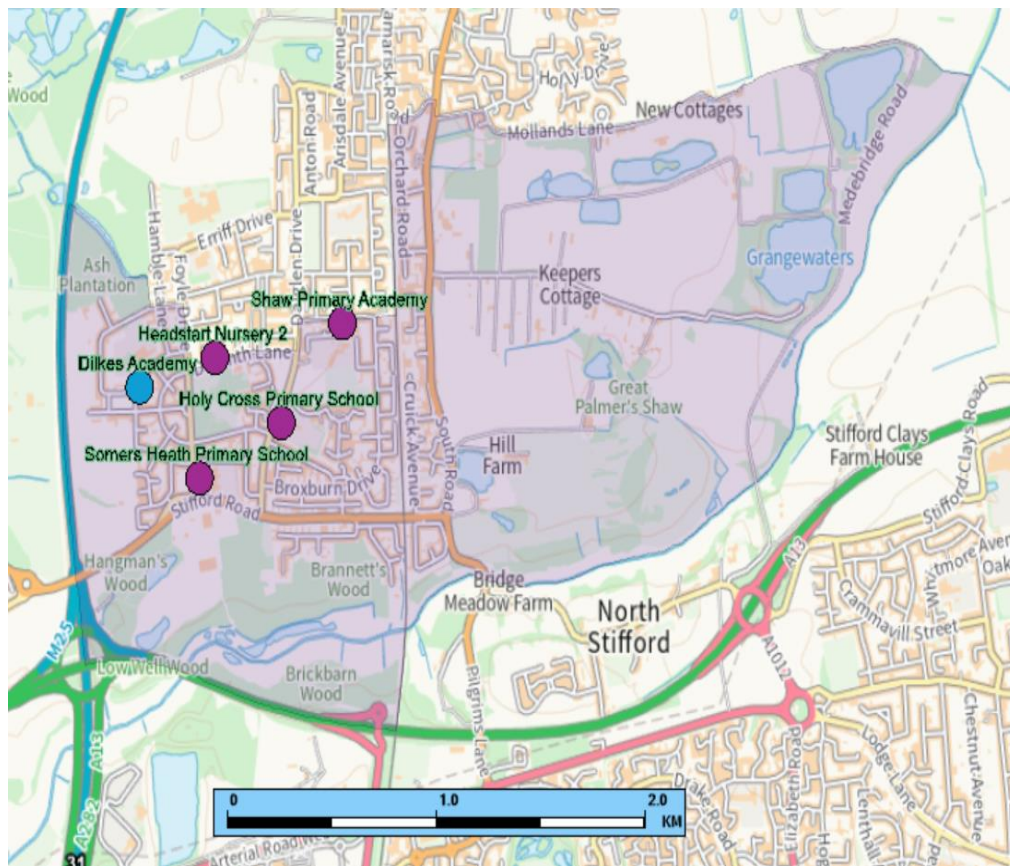
Number of wraparound childcare places – and type of provision

0-15		Before Only	<input type="checkbox"/>
16-30		After Only	<input type="checkbox"/>
31-45		Both Before and After	<input type="checkbox"/>
46-60			
61-75			
76+			
N/A			

Population of 3-11 year olds (ONS mid-year estimates for 2023)

0-500	
501-1000	
1,001 – 1,500	

Belhus



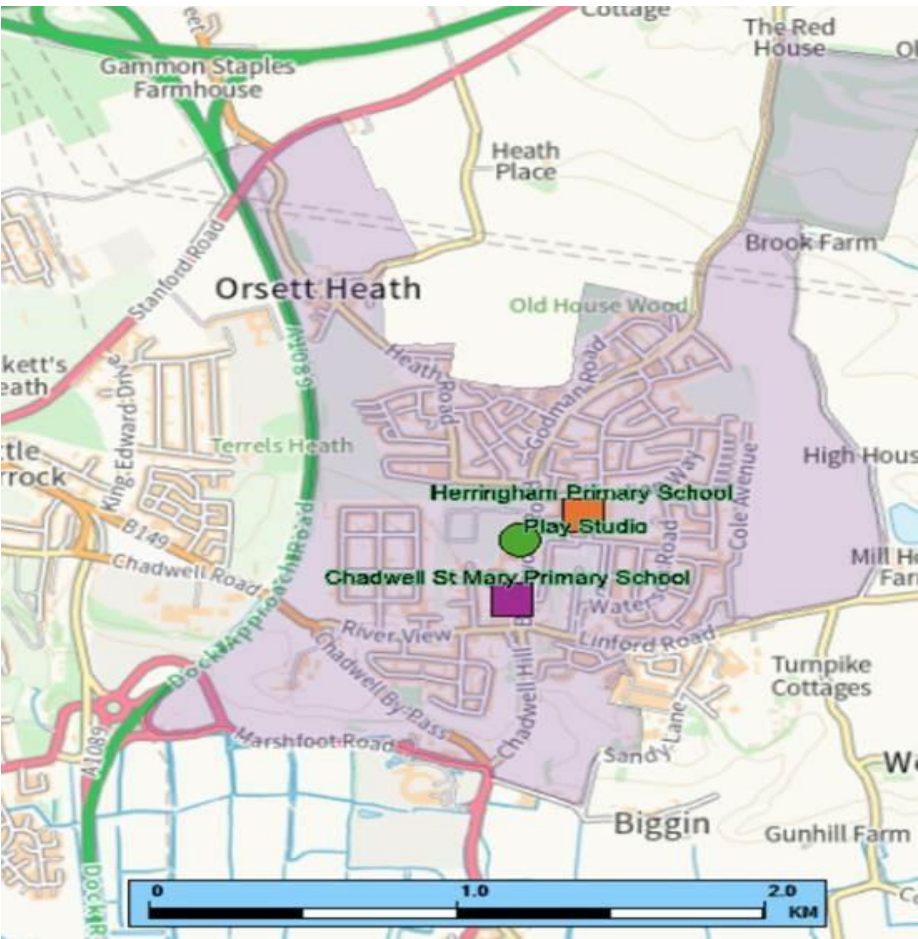
Number of wraparound childcare places – and type of provision

0-15		Before Only	<input type="checkbox"/>
16-30		After Only	<input type="checkbox"/>
31-45		Both Before and After	<input type="checkbox"/>
46-60			
61-75			
76+			
N/A			

Population of 3-11 year olds (ONS mid-year estimates for 2023)

0-500	
501-1000	
1,001 – 1,500	

Chadwell St Mary



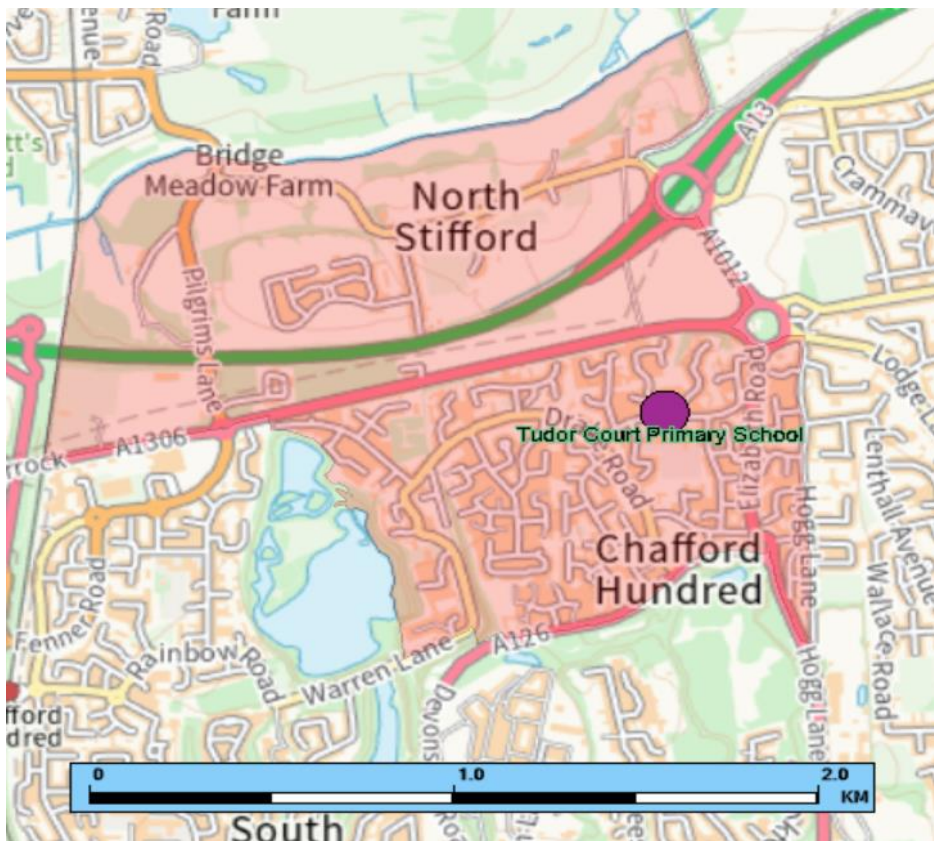
Number of wraparound childcare places – and type of provision

0-15		Before Only	□
16-30		After Only	△
31-45		Both Before and After	○
46-60			
61-75			
76+			
N/A			

Population of 3-11 year olds (ONS mid-year estimates for 2023)

0-500	
501-1000	
1,001 – 1,500	

Chafford and North Stifford



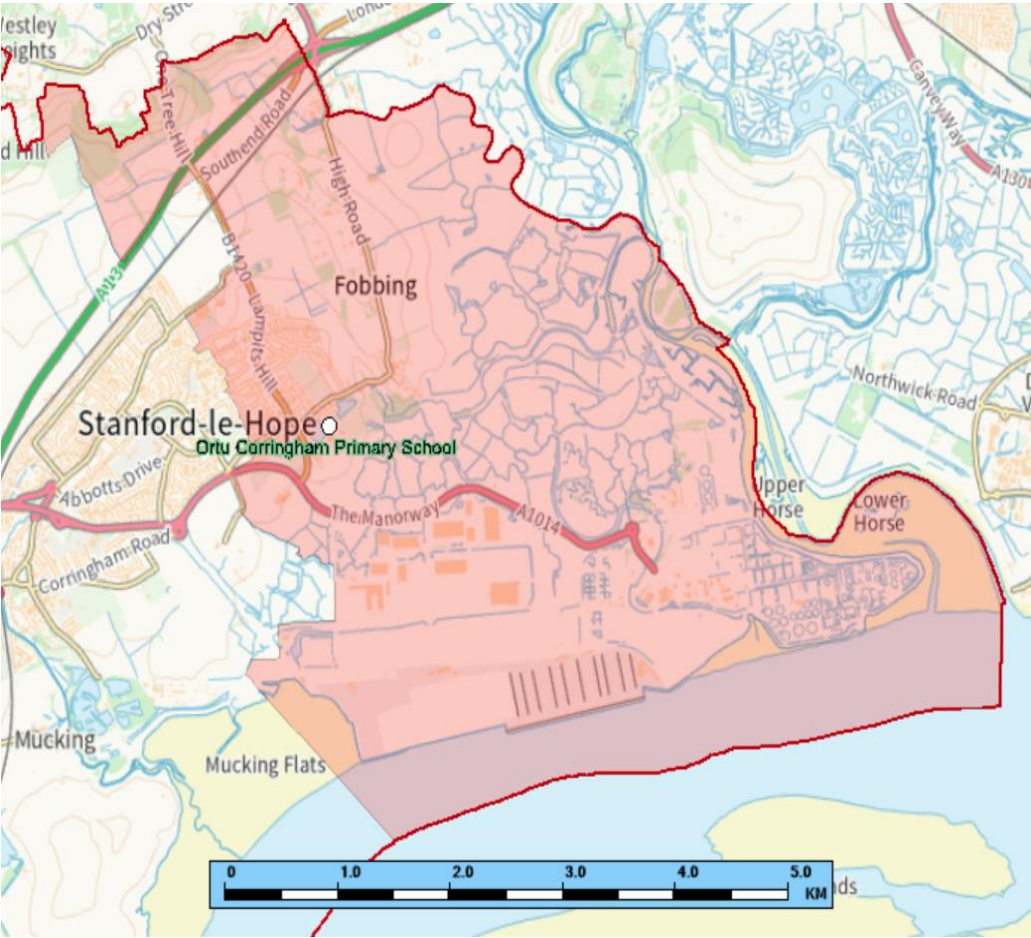
Number of wraparound childcare places – and type of provision

0-15		Before Only	<input type="checkbox"/>
16-30		After Only	<input type="checkbox"/>
31-45		Both Before and After	<input type="checkbox"/>
46-60			
61-75			
76+			
N/A			

Population of 3-11 year olds (ONS mid-year estimates for 2023)

0-500	
501-1000	
1,001 – 1,500	

Corringham and Fobbing



Number of wraparound childcare places – and type of provision

0-15		Before Only	□
16-30		After Only	△
31-45		Both Before and After	○
46-60			
61-75			
76+			
N/A			

Population of 3-11 year olds (ONS mid-year estimates for 2023)

0-500	
501-1000	
1,001 – 1,500	

East Tilbury



Number of wraparound childcare places – and type of provision

0-15		Before Only	□
16-30		After Only	△
31-45		Both Before and After	○
46-60			
61-75			
76+			
0	As above		

Population of 3-11 year olds (ONS mid-year estimates for 2023)

0-500	
501-1000	
1,001 – 1,500	

Grays Riverside



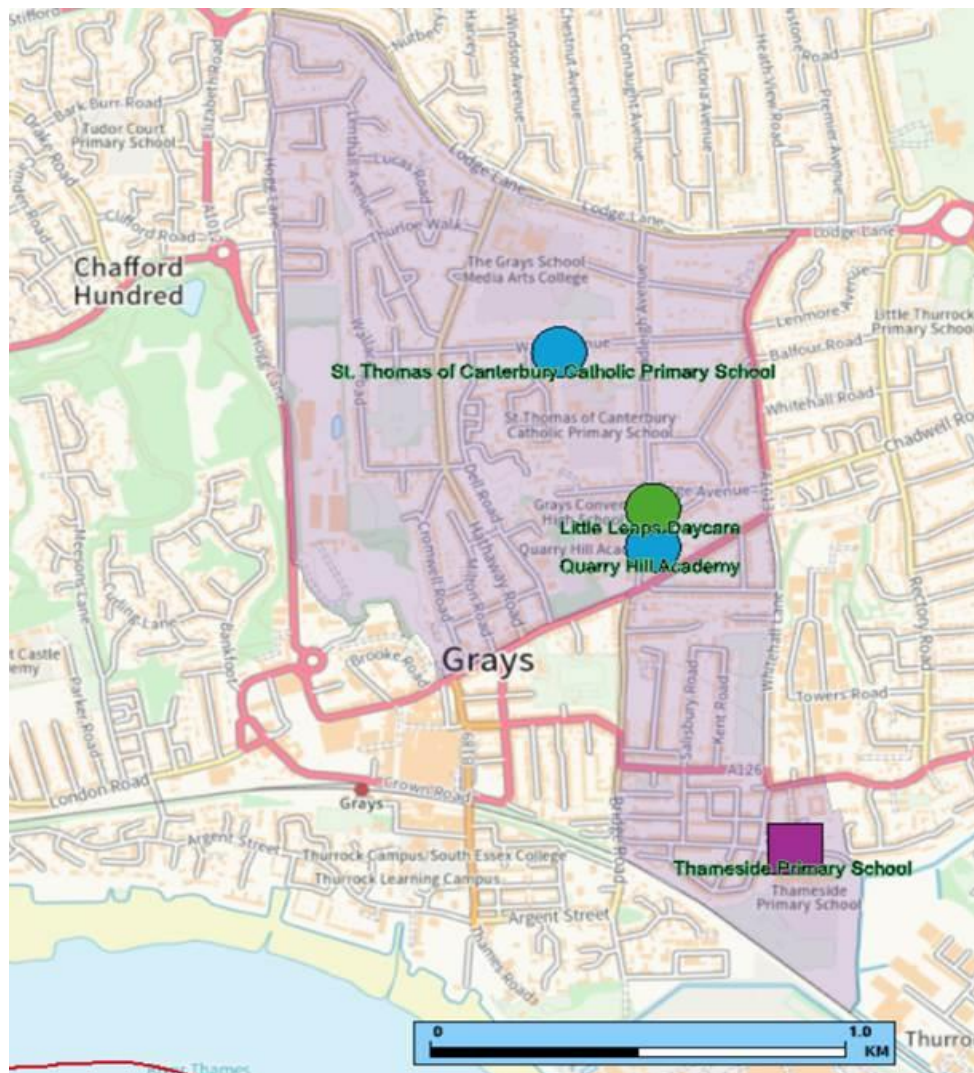
Number of wraparound childcare places – and type of provision

0-15		Before Only	<input type="checkbox"/>
16-30		After Only	<input type="triangle"/>
31-45		Both Before and After	<input type="circle"/>
46-60			
61-75			
76+			
N/A			

Population of 3-11 year olds (ONS mid-year estimates for 2023)

0-500	
501-1000	
1,001 – 1,500	

Grays Thurrock



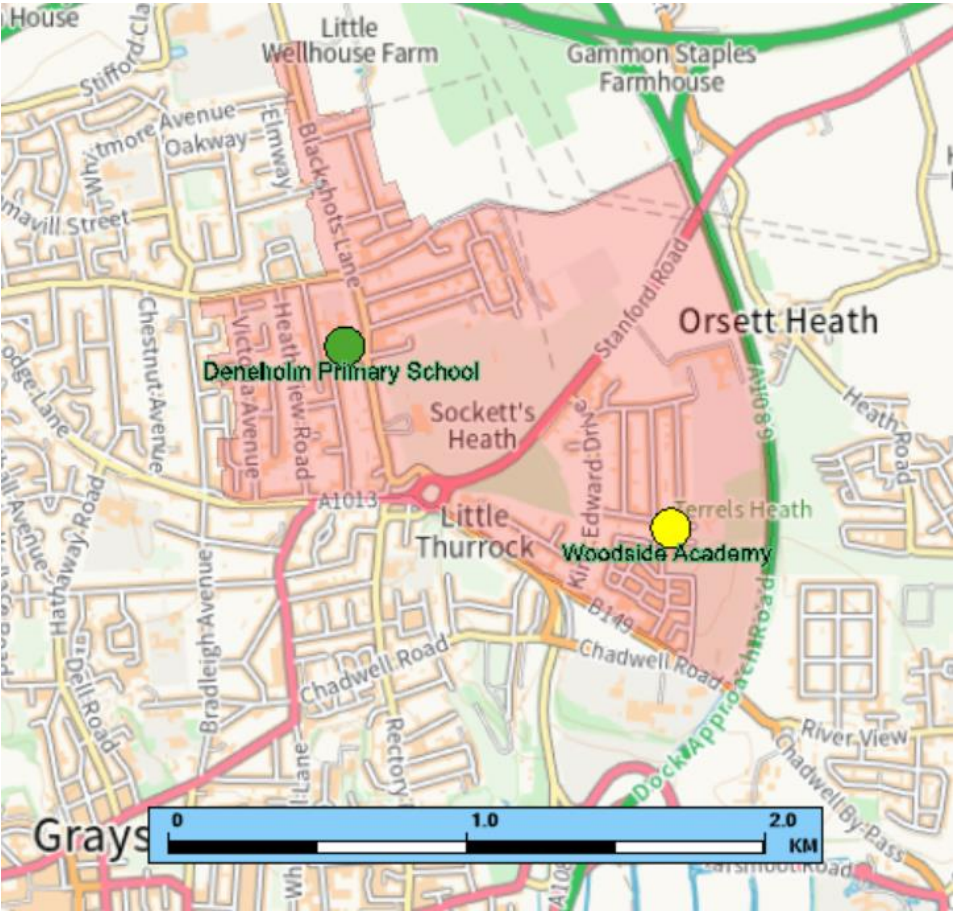
Number of wraparound childcare places – and type of provision

0-15		Before Only	<input type="checkbox"/>
16-30		After Only	<input type="checkbox"/>
31-45		Both Before and After	<input type="checkbox"/>
46-60			
61-75			
76+			
N/A			

Population of 3-11 year olds (ONS mid-year estimates for 2023)

0-500	
501-1000	
1,001 – 1,500	

Little Thurrock Blackshots



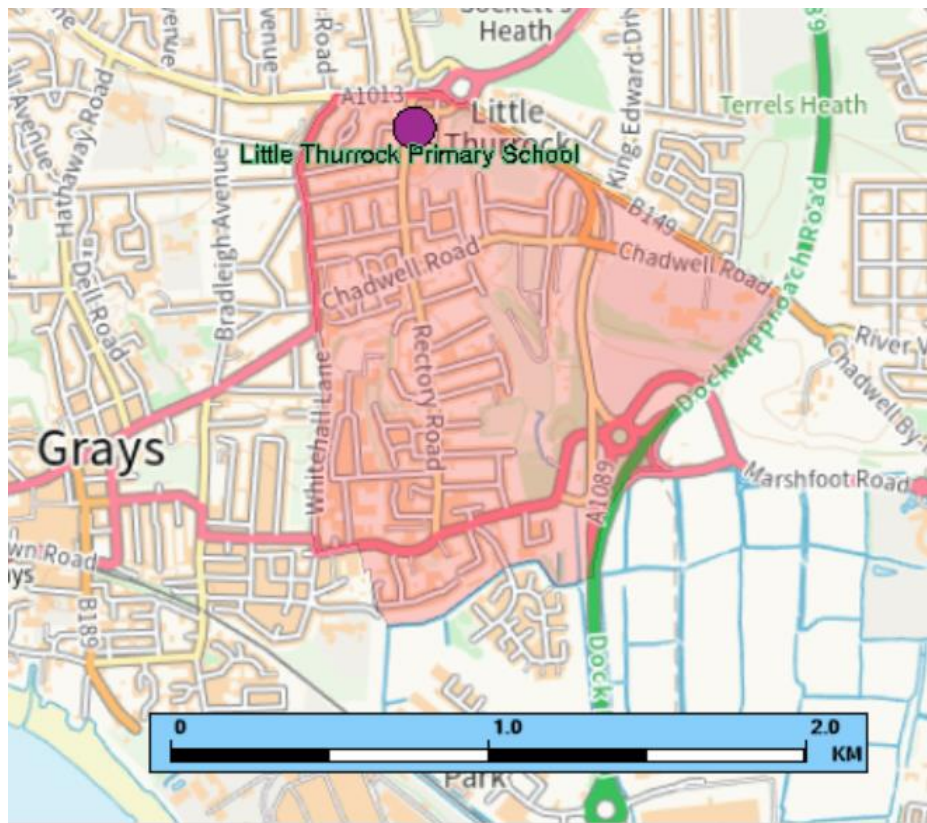
Number of wraparound childcare places – and type of provision

0-15		Before Only	<input type="checkbox"/>
16-30		After Only	<input type="checkbox"/>
31-45		Both Before and After	<input type="checkbox"/>
46-60			
61-75			
76+			
N/A			

Population of 3-11 year olds (ONS mid-year estimates for 2023)

0-500	
501-1000	
1,001 – 1,500	

Little Thurrock Rectory



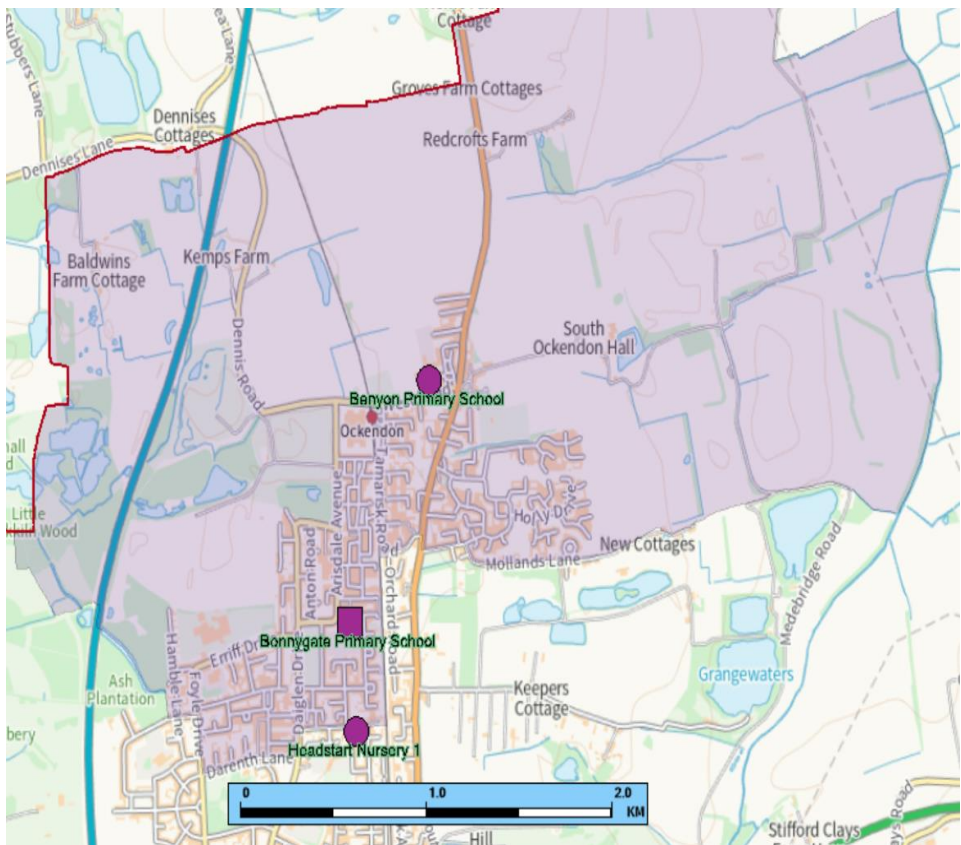
Number of wraparound childcare places – and type of provision

0-15		Before Only	<input type="checkbox"/>
16-30		After Only	<input type="checkbox"/>
31-45		Both Before and After	<input type="checkbox"/>
46-60			
61-75			
76+			
N/A			

Population of 3-11 year olds (ONS mid-year estimates for 2023)

0-500	
501-1000	
1,001 – 1,500	

Ockendon



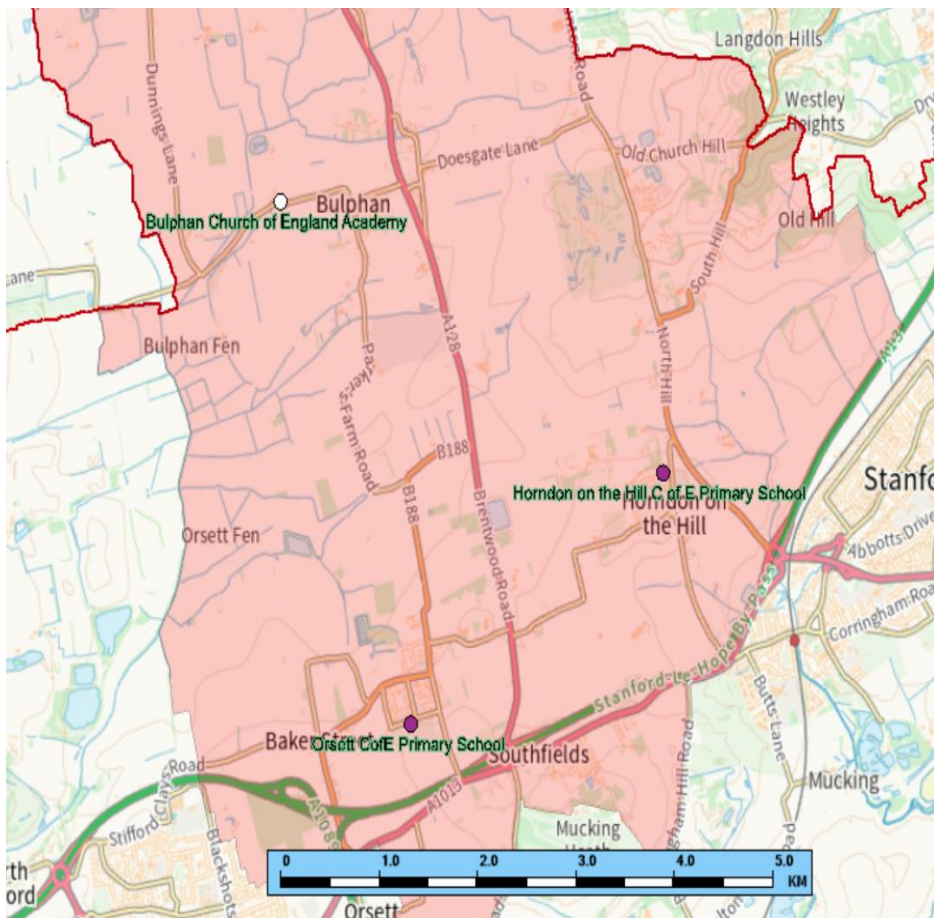
Number of wraparound childcare places – and type of provision

0-15		Before Only	□
16-30		After Only	△
31-45		Both Before and After	○
46-60			
61-75			
76+			
N/A			

Population of 3-11 year olds (ONS mid-year estimates for 2023)

0-500	
501-1000	
1,001 – 1,500	

Orsett



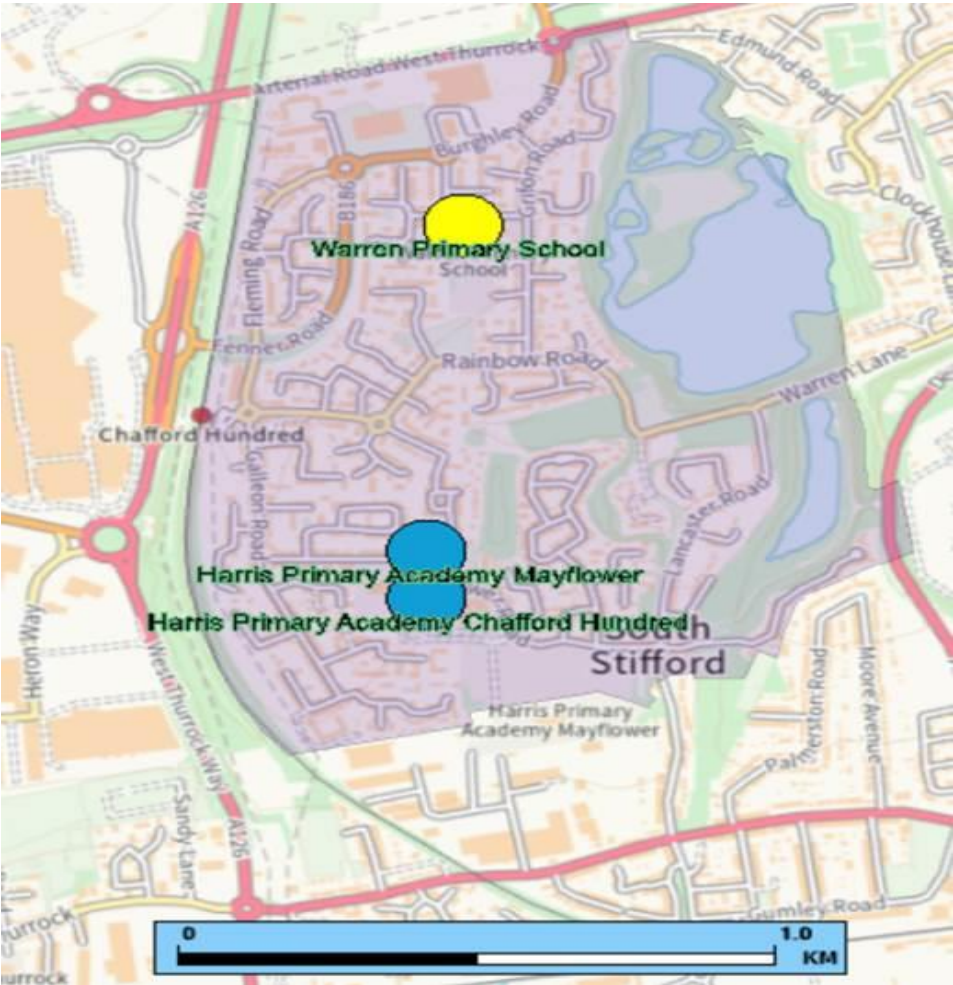
Number of wraparound childcare places – and type of provision

0-15		Before Only	□
16-30		After Only	△
31-45		Both Before and After	○
46-60			
61-75			
76+			
N/A			

Population of 3-11 year olds (ONS mid-year estimates for 2023)

0-500	
501-1000	
1,001 – 1,500	

South Chafford



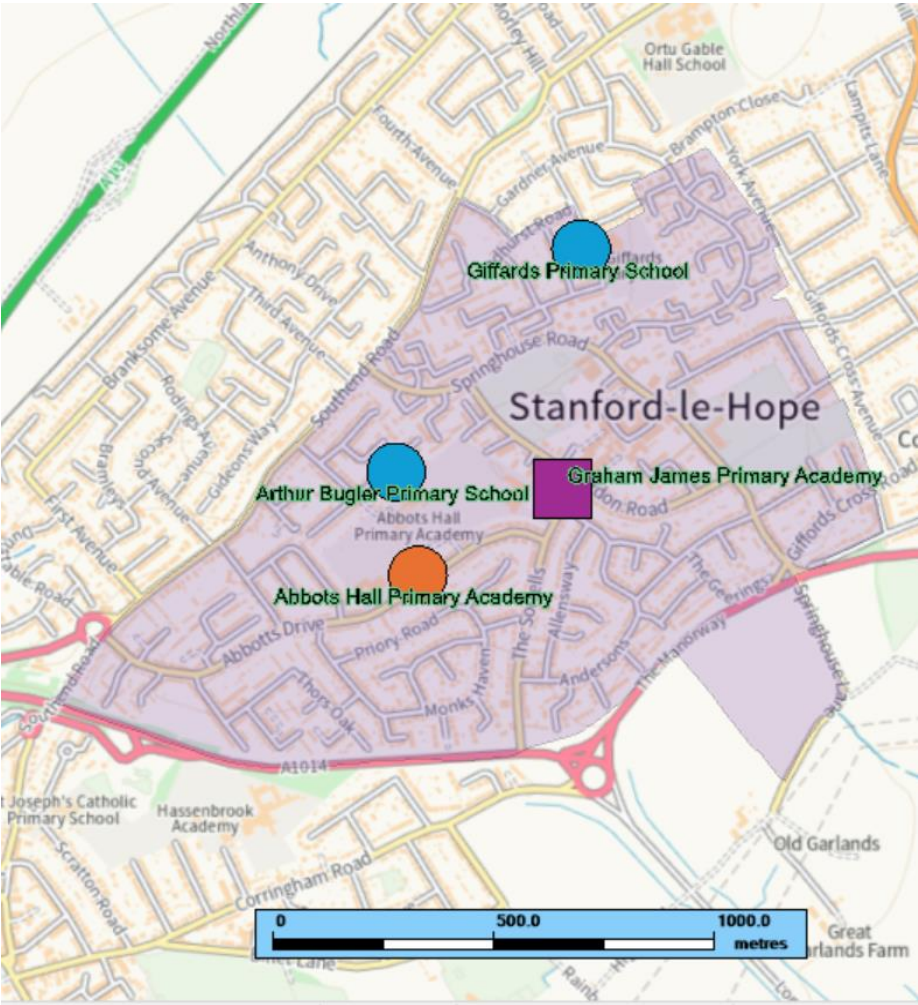
Number of wraparound childcare places – and type of provision

0-15		Before Only	<input type="checkbox"/>
16-30		After Only	<input type="triangle"/>
31-45		Both Before and After	<input type="circle"/>
46-60			
61-75			
76+			
N/A			

Population of 3-11 year olds (ONS mid-year estimates for 2023)

0-500	
501-1000	
1,001 – 1,500	

Stanford East and Corringham Town



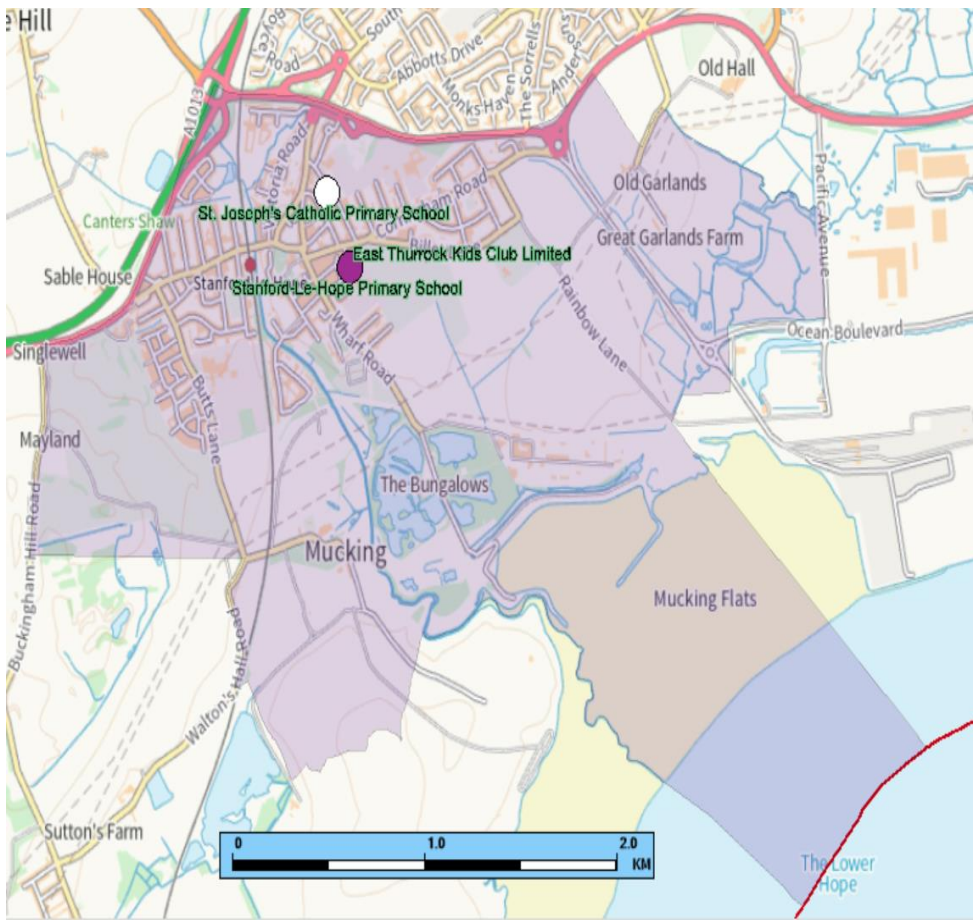
Number of wraparound childcare places – and type of provision

0-15		Before Only	□
16-30		After Only	△
31-45		Both Before and After	○
46-60			
61-75			
76+			
N/A			

Population of 3-11 year olds (ONS mid-year estimates for 2023)

0-500	
501-1000	
1,001 – 1,500	

Stanford-le-Hope West



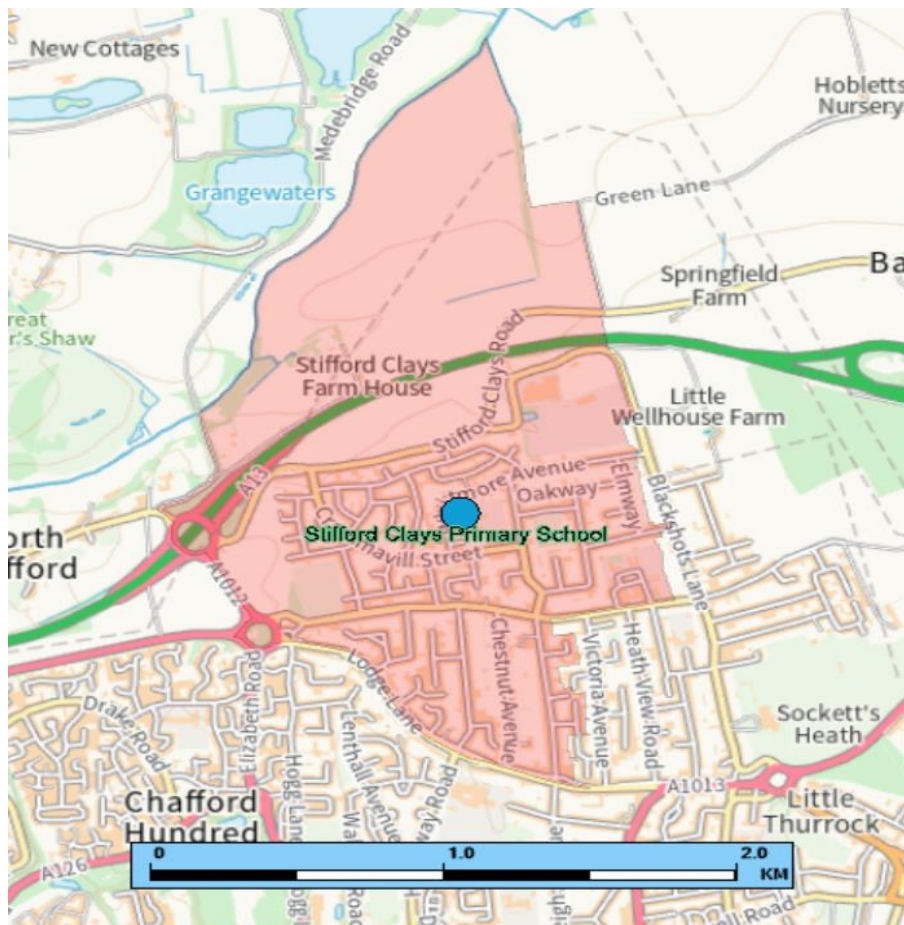
Number of wraparound childcare places – and type of provision

0-15		Before Only	□
16-30		After Only	△
31-45		Both Before and After	○
46-60			
61-75			
76+			
N/A			

Population of 3-11 year olds (ONS mid-year estimates for 2023)

0-500	
501-1000	
1,001 – 1,500	

Stifford Clay



Number of wraparound childcare places – and type of provision

0-15		Before Only	□
16-30		After Only	△
31-45		Both Before and After	○
46-60			
61-75			
76+			
N/A			

Population of 3-11 year olds (ONS mid-year estimates for 2023)

0-500	
501-1000	
1,001 – 1,500	

Tilbury Riverside and Thurrock Park



Number of wraparound childcare places – and type of provision

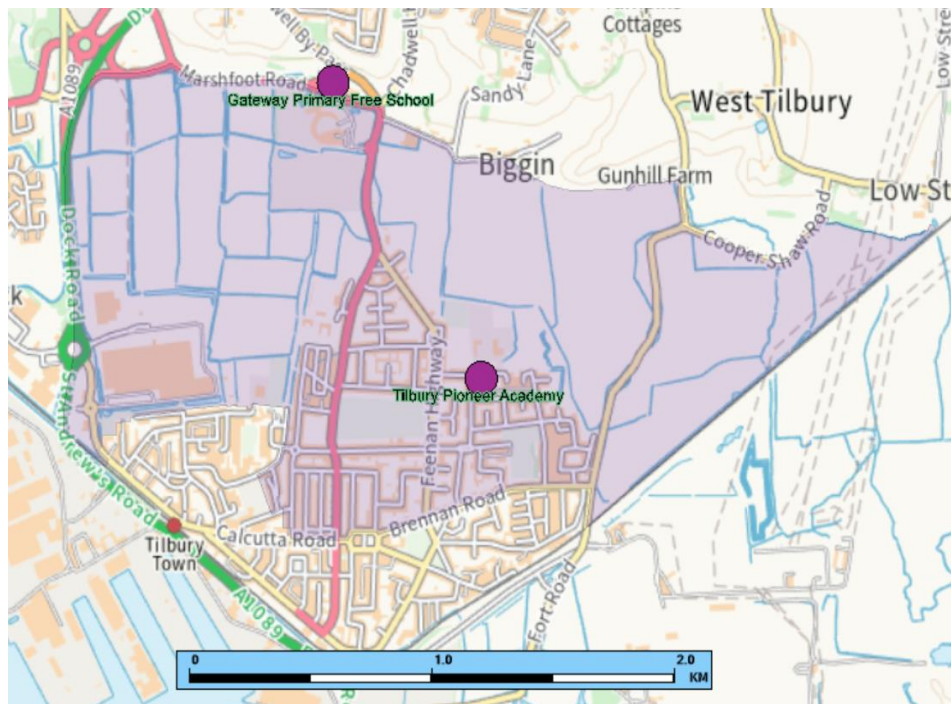
0-15	
16-30	
31-45	
46-60	
61-75	
76+	
N/A	

Before Only	□
After Only	△
Both Before and After	○

Population of 3-11 year olds (ONS mid-year estimates for 2023)

501-1000	
----------	--

Tilbury St Chads



Number of wraparound childcare places – and type of provision

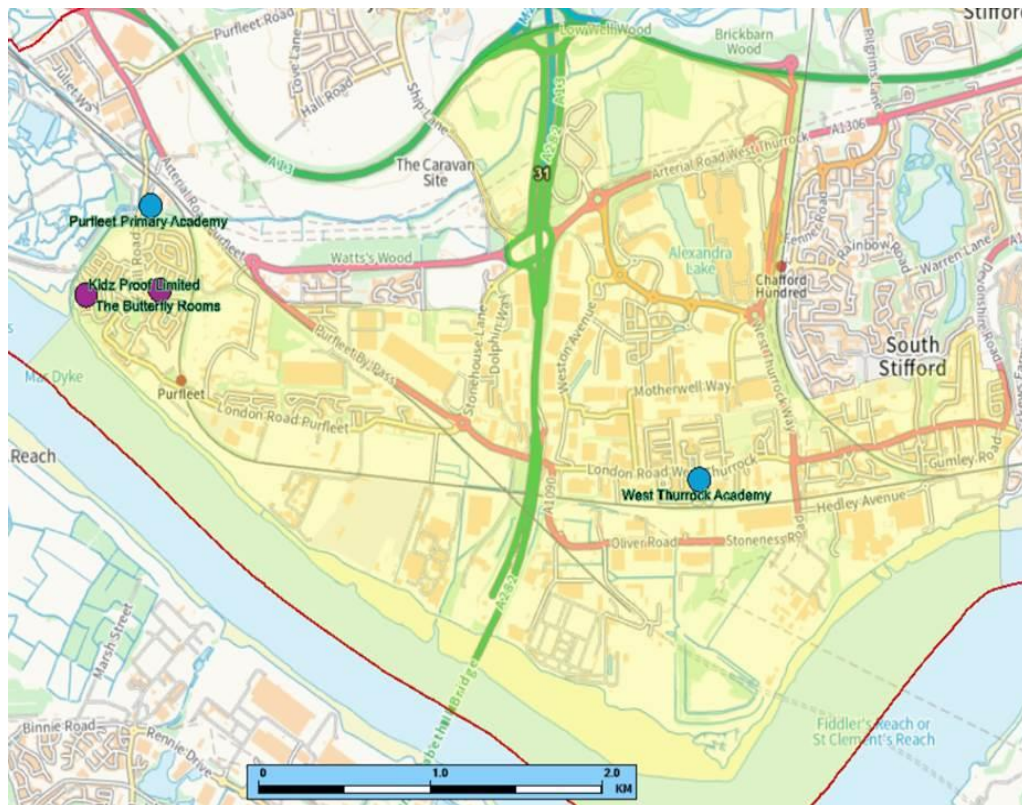
0-15	
16-30	
31-45	
46-60	
61-75	
76+	
N/A	

Before Only	<input type="checkbox"/>
After Only	<input type="checkbox"/>
Both Before and After	<input type="checkbox"/>

Population of 3-11 year olds (ONS mid-year estimates for 2023)

0-500	
501-1000	
1,001 – 1,500	

West Thurrock and South Stifford



Number of wraparound childcare places – and type of provision

0-15		Before Only	□
16-30		After Only	△
31-45		Both Before and After	○
46-60			
61-75			
76+			
N/A			

Population of 3-11 year olds (ONS mid-year estimates for 2023)

0-500	
501-1000	
1,001 – 1,500	
