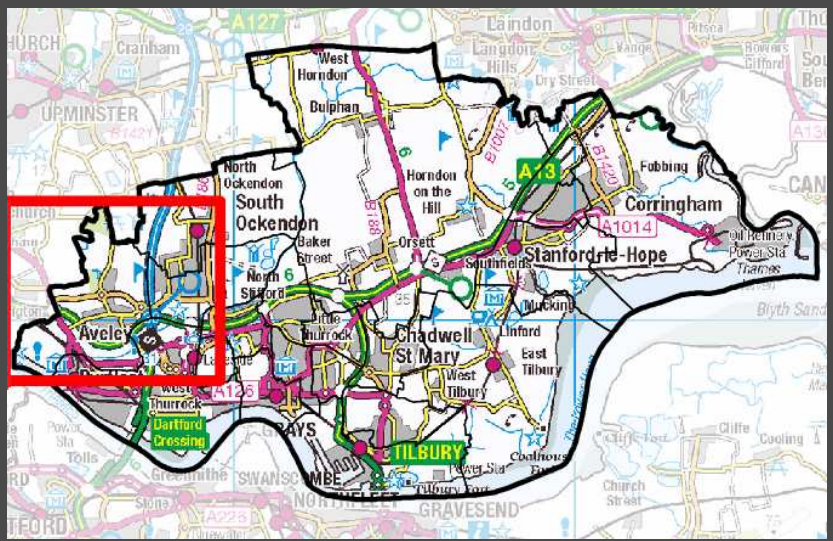


Aveley and Uplands Ward (E05002229)

Published by Thurrock Public Health
2017/18

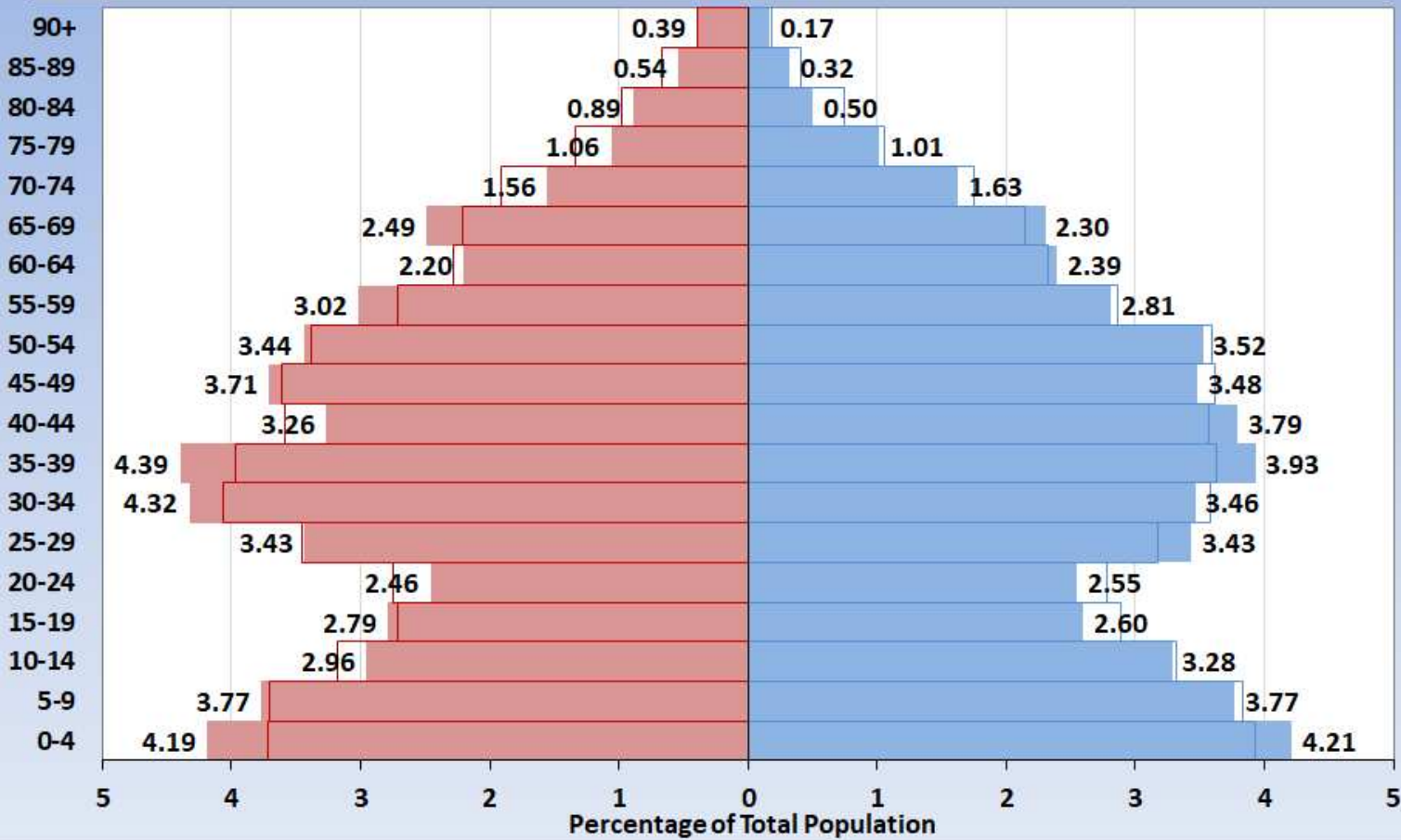
 thurrock.gov.uk



Population Pyramid

Aveley and Uplands Population Pyramid, 2017

■ Thurrock Females (%)
 ■ Thurrock Males (%)
 ■ Aveley & Uplands Females(%)
 ■ Aveley & Uplands Males(%)



Aveley and Uplands Ward has similar ward population to the whole of Thurrock.

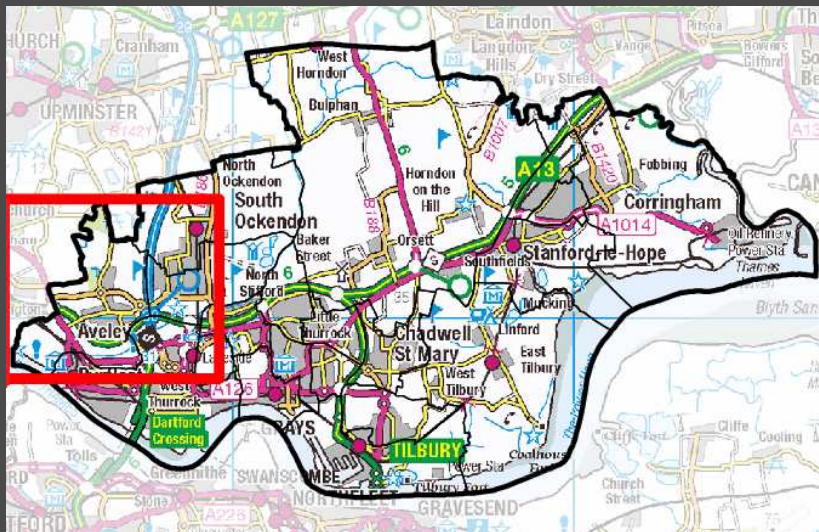
Source: ONS Mid-Year Estimates 2017



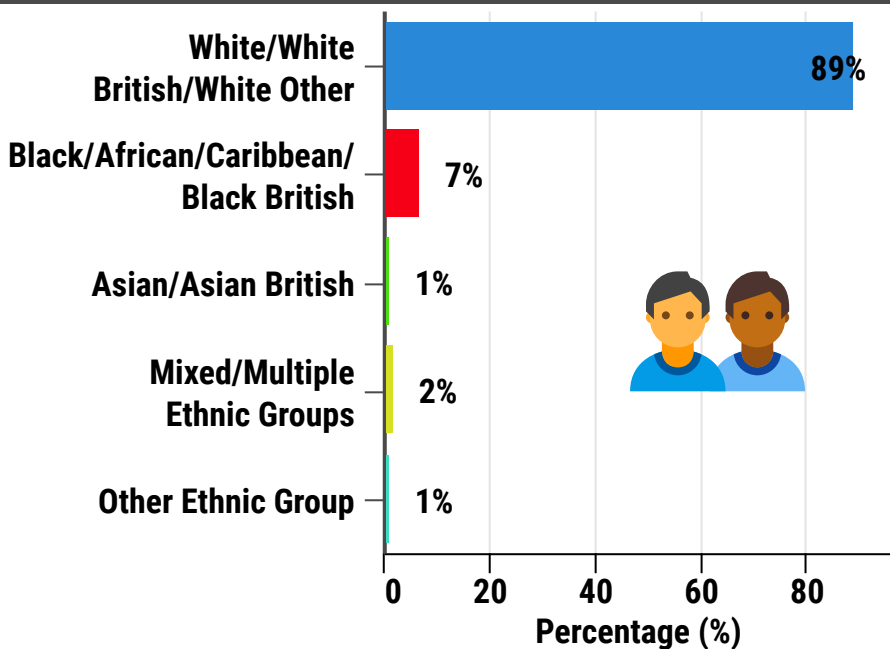
Aveley and Uplands Ward (E05002229)

Published by Thurrock Public Health
2017/18

 thurrock.gov.uk



Ethnicity Groups (%)



Deprivation

Aveley and Uplands is ranked 6th out of the 20 Thurrock wards.

1 = Most Deprived
20 = Least Deprived




Deprivation is strongly associated with poor physical and mental health

Source: DCLG (Department of Communities and Local Government)

Employment

Employment Status	Aveley and Uplands Ward (%)	Thurrock (%)
Employee: Full-time	42.5	42.3
Employee: Part-time	14.0	14.5
Self-employed	9.5	9.0
Unemployed	5.4	5.2
Retired	11.4	12.2
Looking after home or family	5.3	5.1
Long-term sick or disabled	4.3	3.4
Student (inc. full-time students)	3.2	3.5

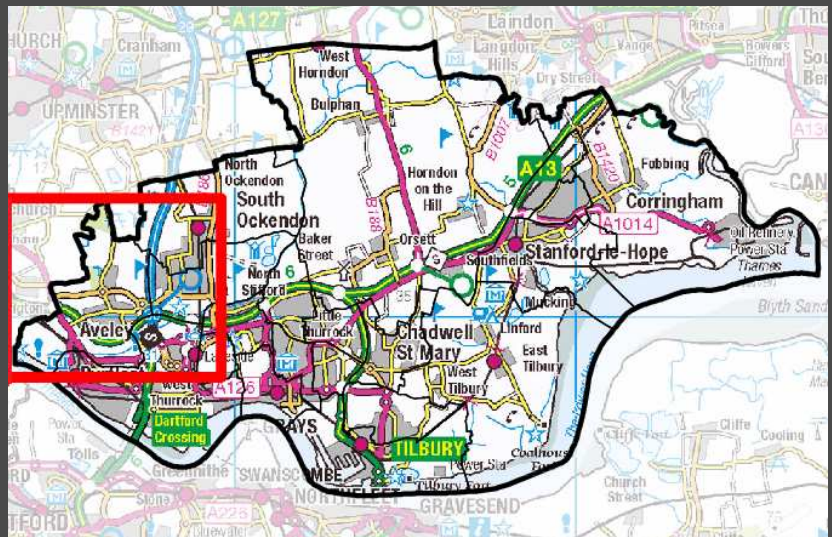


Being in employment has been shown to be highly protective to one's health.

Conversely, evidence shows that being unemployed is linked to poor physical and mental health outcomes.

Aveley and Uplands Ward (E05002229)

Published by Thurrock Public Health
2017/18



Primary Schools

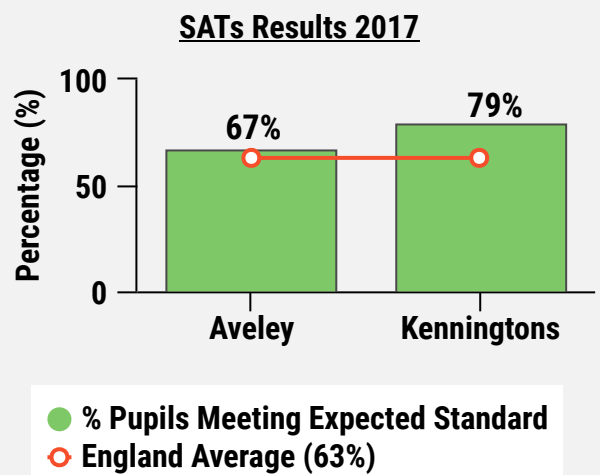
Aveley Primary

Approx pupils - 463
Ofsted rating - No data available
/ applicable for this school

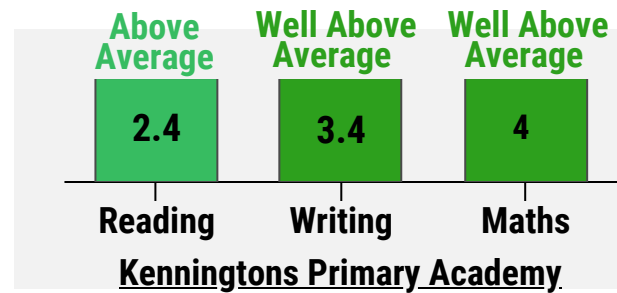



Kenningtons Primary Academy

Approx pupils - 484
Ofsted rating - Good



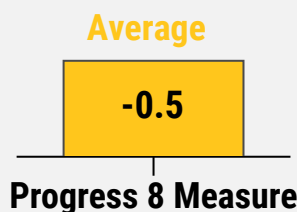
Government pupil progress scores, comprise of key stage 1 assessments & key stage 2 tests, compared to pupils across England. Scoring range is -5 & +5, 0.0 being the average.



Secondary School

Ormiston Park Academy

Approx pupils - 561
Ofsted rating - Good



Government pupil progress scores, made between the end of key stage 2 and the end of key stage 4, compared to pupils across England. Scoring range is -5 & +5, 0.0 being the average.

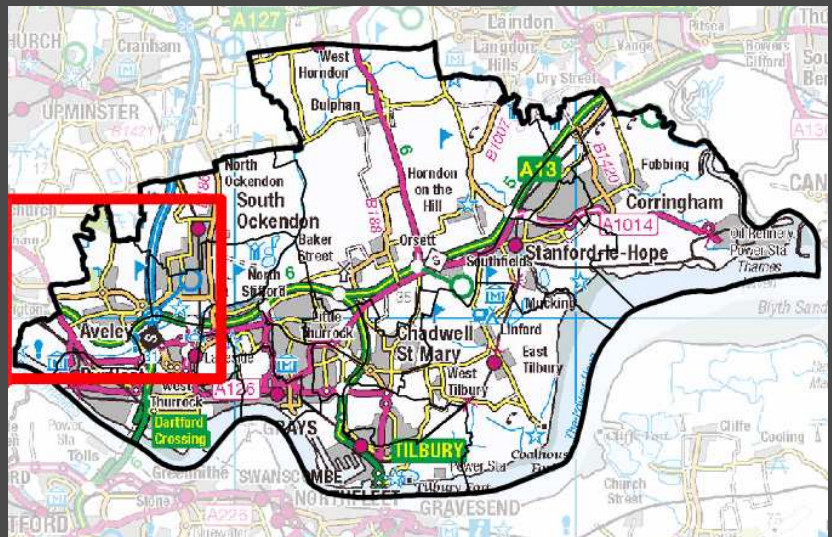
Educational achievement is strongly correlated with good health. Research demonstrates that people with high levels of educational achievement live longer and spend a smaller percentage of their life living with poor health.

Source: www.compare-school-performance.service.gov.uk

Aveley and Uplands Ward (E05002229)

Published by Thurrock Public Health
2017/18

 thurrock.gov.uk



Reported Crime 2016



Count of crimes Oct'16 to Sep'17 - **821**

Crime rate per 1,000 persons - **58.60**

Thurrock crime rate per 1,000 persons - **47.62**

England crime rate per 1,000 persons - **149.58**



Reported crime rates in Aveley and Uplands ward are statistically significantly lower than England's. However, when compared to Thurrock there is a higher crime rate within this Ward.

Source: www.ukcrimestats.com

Residents Views



75% of Aveley and Uplands residents are satisfied with their local area where they live.

71% of Aveley and Uplands residents feel safe going outside in their local area after dark.



Persons feeling unsafe and less satisfied within their area could lead to social isolation and impact negatively on physical/mental health.

Source: *Thurrock Council Residents Survey 2016*

Community Support

Local Area Coordinator (LAC)

A local area coordinator connects individuals with support and assets within their local community.

Overview and examples of help can be found at
- www.thurrock.gov.uk/local-area-coordinators-help-in-community

Ward LAC - Martin Trevillion
Mobile - 07798668692
Email - Mtrevillion@thurrock.gov.uk



Community Led Support (CLS)

A new approach to bring Adult Social Care into the community. CLS is being introduced initially in the Tilbury and Chadwell area.



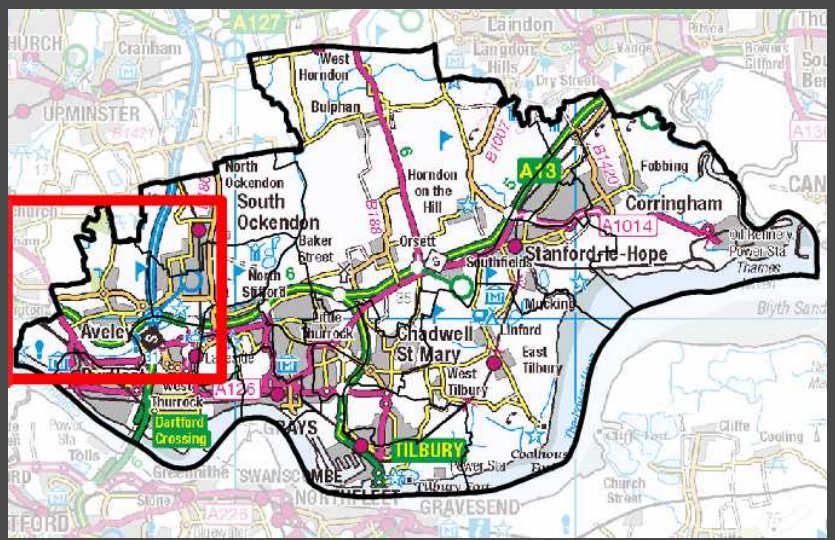
Contact Thurrock First - 01375 511000
OR

Pop along to one of the CLS 'Talking Shop' drop in sessions advertised via
www.strongertogether.org.uk

Source: *Thurrock Council Adult, Housing & Health*

Aveley and Uplands Ward (E05002229)

Published by Thurrock Public Health
2017/18



● = Not statistically different

● = Statistically significantly different

Binge Drinking

**Aveley & Uplands
Ward - 22.4%**



England - 20.0%

(% of population 16+ that binge drink)

Binge drinking can increase blood pressure, affect mood and memory & longer term, can lead to mental and physical health issues.

Source - PHE Local Health (2006/08)

Smoking

**Aveley & Uplands
Ward - 21.1%**



England - 18%

(Prevalence of 18yrs+ self-reported smoker)

Smoking causes 84% of deaths from lung cancer & 83% of deaths from chronic obstructive pulmonary disease (COPD)

Source - ASH Ready Reckoner (2018)

Obesity (Adult)

**Aveley & Uplands
Ward - 28.2%**



England - 24.1%

(% of population aged 16+ with a BMI 30+)

Obesity causes high blood pressure, leading to strokes, high cholesterol, high blood sugar, and heart disease.

Source - PHE Local Health (2006/08)

Obesity (Child)

**Aveley & Uplands
Ward - 24.6%**



England - 19.3%

(% of children Yr 6 - overweight or obese)

Childhood obesity can lead to adult obesity & serious health issues including heart disease, type 2 diabetes, asthma, social discrimination, depression.

Source - PHE Local Health (2013/14-2015/16)

General Health



5.6% of persons reported that their general health was bad / very bad.

Conversely 80.1% of persons reported their general health as good / very good.



Life Expectancy at Birth



**Male - 78yrs
(England 79yrs)**



**Female - 84yrs
(England 83yrs)**

Life expectancy is a function of multiple elements including poor diet/lifestyle (excessive alcohol/drugs), environmental factors such as housing and air quality, educational attainment, deprivation and access to high quality of health services.

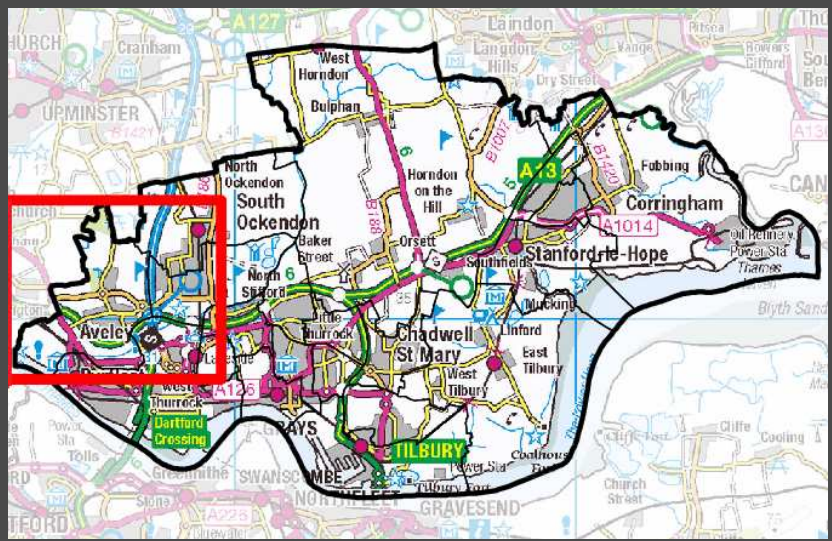
Source: PHE Local Health (2011-2015)

(Source for all data in this profile is Census 2011 unless otherwise stated)

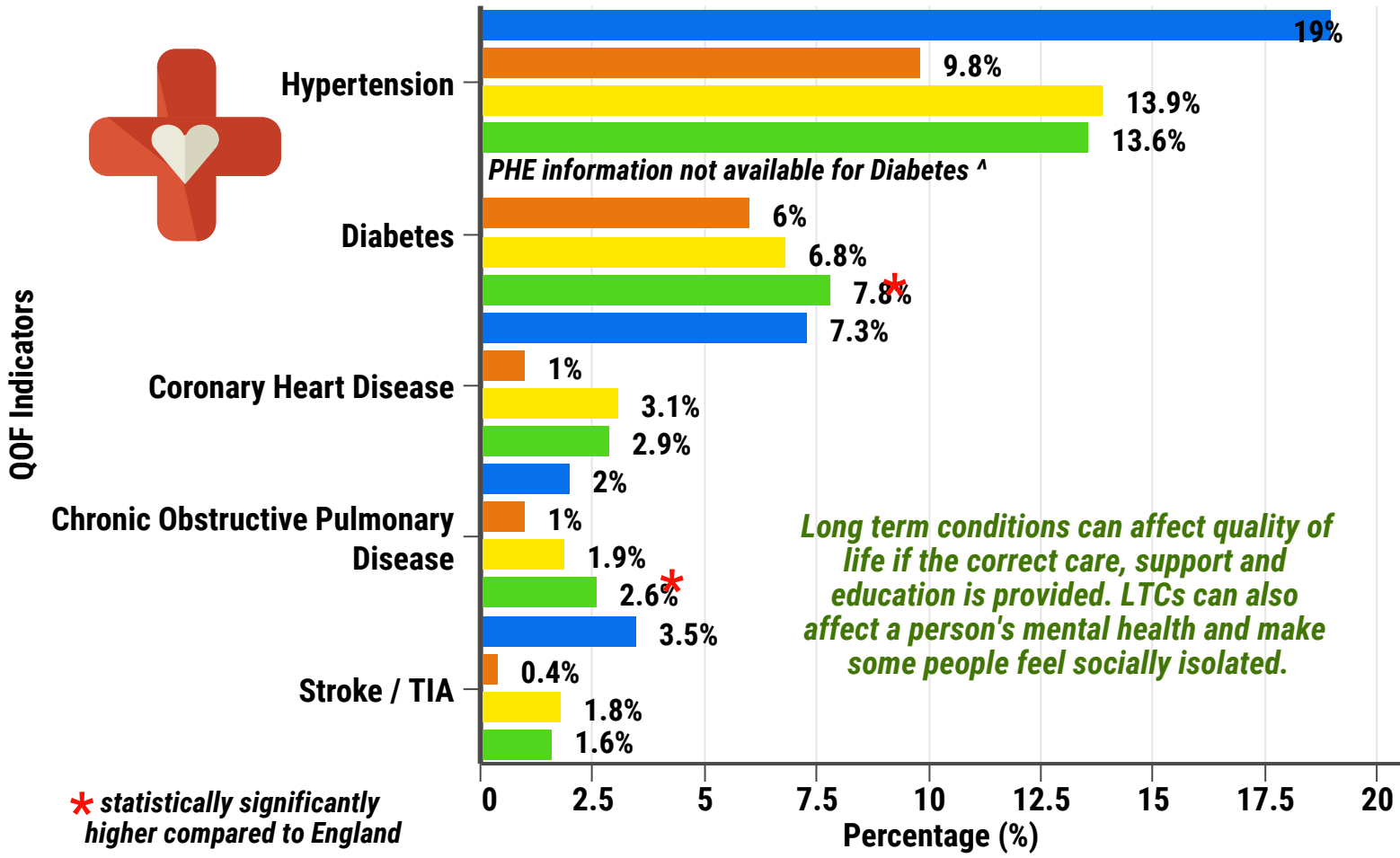
Aveley and Uplands Ward (E05002229)

Published by Thurrock Public Health
2017/18

 thurrock.gov.uk



Long Term Conditions (LTC) 2017/18



- Aveley Medical Centre (% of practice adult population diagnosed and receiving treatment)
- England (% of practice adult population diagnosed and receiving treatment)
- Purfleet Care Centre (% of practice adult population diagnosed and receiving treatment)
- PHE estimates^ for above Practice (average % of adult population diagnosed and undiagnosed)

PHE estimate numbers (combined all above GP practices) of additional undiagnosed patients not receiving treatment^



Diabetes - NA Stroke - 439
Hypertension - 1,411
Coronary Heart Disease - 939
 Chronic Obstructive Pulmonary Disease - 49

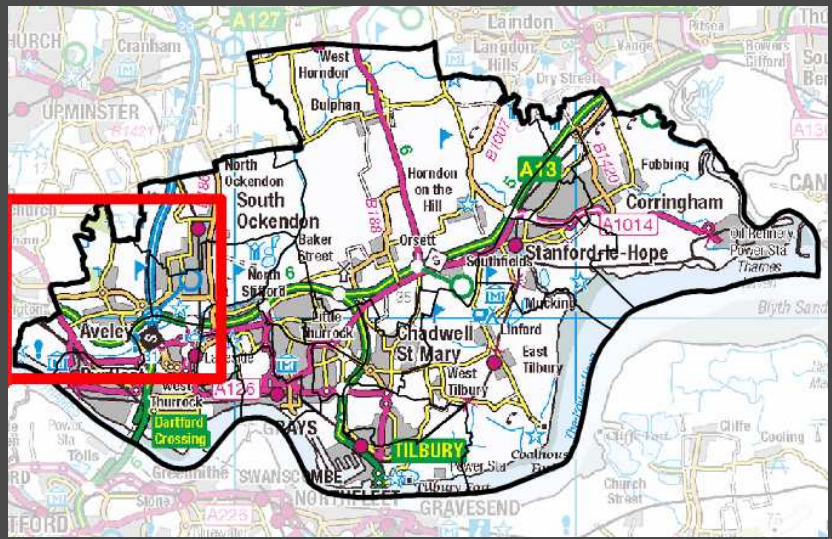


Source: Thurrock Public Health / PHE Estimated Models^ / QOF 2017/18

Aveley and Uplands Ward (E05002229)

Published by Thurrock Public Health
2017/18

 thurrock.gov.uk



Pharmacies

Well
22 High St
Aveley
RM15 4AD



Daves Chemist
Tank Hill Road
Purfleet
RM14 1BN



Ohms Pharmacy
32 High St
Aveley
RM15 4AD

Opening Times
Mon - Fri
9.00-6.00pm
Sat only
9.00-12.00pm



Opening Times
Mon - Fri
8.45-1.00pm
2.00-6.00pm



Opening Times
Mon - Fri
9.00-1.00pm
2.00-6.00pm
Sat
9.00 - 1.00pm

Source: Local Pharmaceutical
Committees (LPCs)

GP Practices

**Aveley Medical
Centre**

List Size-12,352
CQC - Good
(2015)

40% patients had
same day
appointment
(England
Average 38%)

Source: National GP Patient Survey
2017/NHS Choices

**Purfleet Care
Centre**

List Size-6,005
CQC - Requires
Improvement
(2017)

23% patients had
same day
appointment
(England
Average 38%)



Facilities in the community

Community Groups


- Work Club
- Essex Police Community surgery
- Housing Advice and Support Services

Social Groups

- Little Adventures Toddlers Group
- Community Brunch Club
- High Tea engagement
- Youth Club

Community Buildings & Spaces

- Aveley Youth & Community Centre
- Purfleet Community Centre



Craft Groups

- Arts and Crafts Club



Health & Sports Groups

- Tai Chi
- Table Tennis Club
- Impulse Leisure

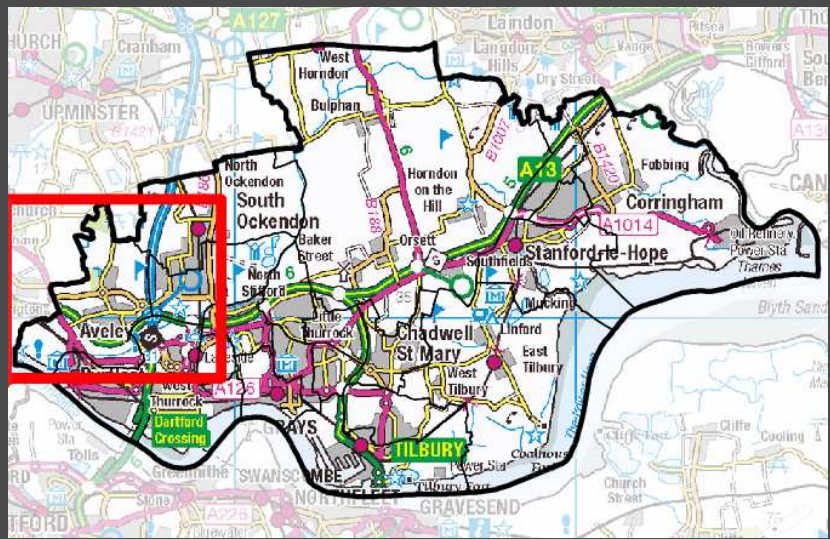


Source: Thurrock CVS - www.strongertogether.org.uk

Aveley and Uplands Ward (E05002229)

Published by Thurrock Public Health
October 2018

 thurrock.gov.uk



Your Place Your Voice

~ YOUR AVELEY, YOUR VOICE ~
PLACE STORYBOARD



For more details on growth within Thurrock please visit - www.thurrock.gov.uk/planning-and-growth

Ward population - 10,082
Males - 4,954
Females - 5,128

Two GP surgeries and three pharmacies within this ward

Smoking prevalence-21.1% (significantly higher than England-18%)

Binge drinking prevalence-22.4% (significantly higher England-20.0%)

Obesity (Adults) prevalence-28.2% (not statistically different to England-24.1%)

Three schools - Aveley Primary, Kenningtons Primary and Ormiston Park Secondary schools

Summary of Aveley and Uplands Ward

Aveley and Uplands deprivation rank: 6/20

Life expectancy from birth- Male - 78yrs Female - 84yrs

Crime rate per 1,000 persons-58.6 (higher than the Thurrock crime rate of 47.62)

PHE models of undiagnosed patients - Hypertension - 1,411, Coronary Heart Disease - 939, Chronic Obstructive Pulmonary Disease - 49, Stroke - 439

Childhood obesity prevalence-24.6% (significantly higher than England-19.3%)

Unemployment is higher, compared to Thurrock