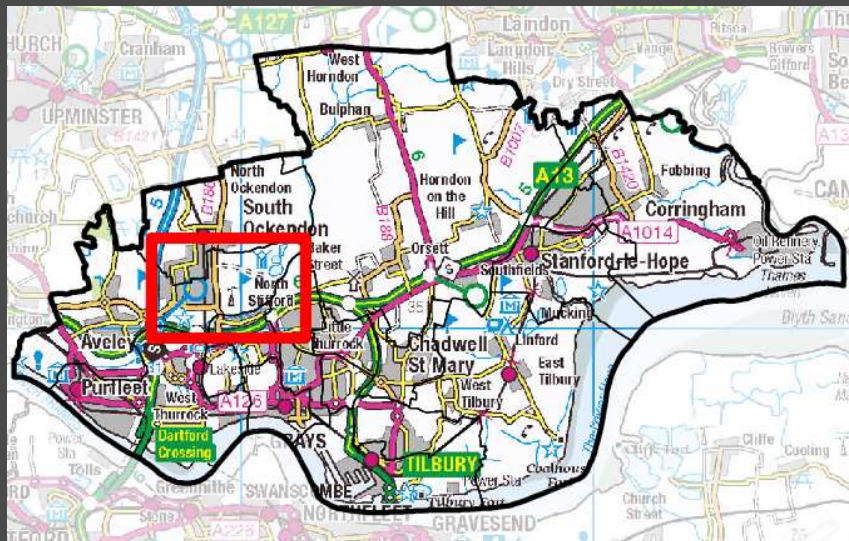


# Belhus Ward (E05002230)

Published by Thurrock Public Health  
2017/18

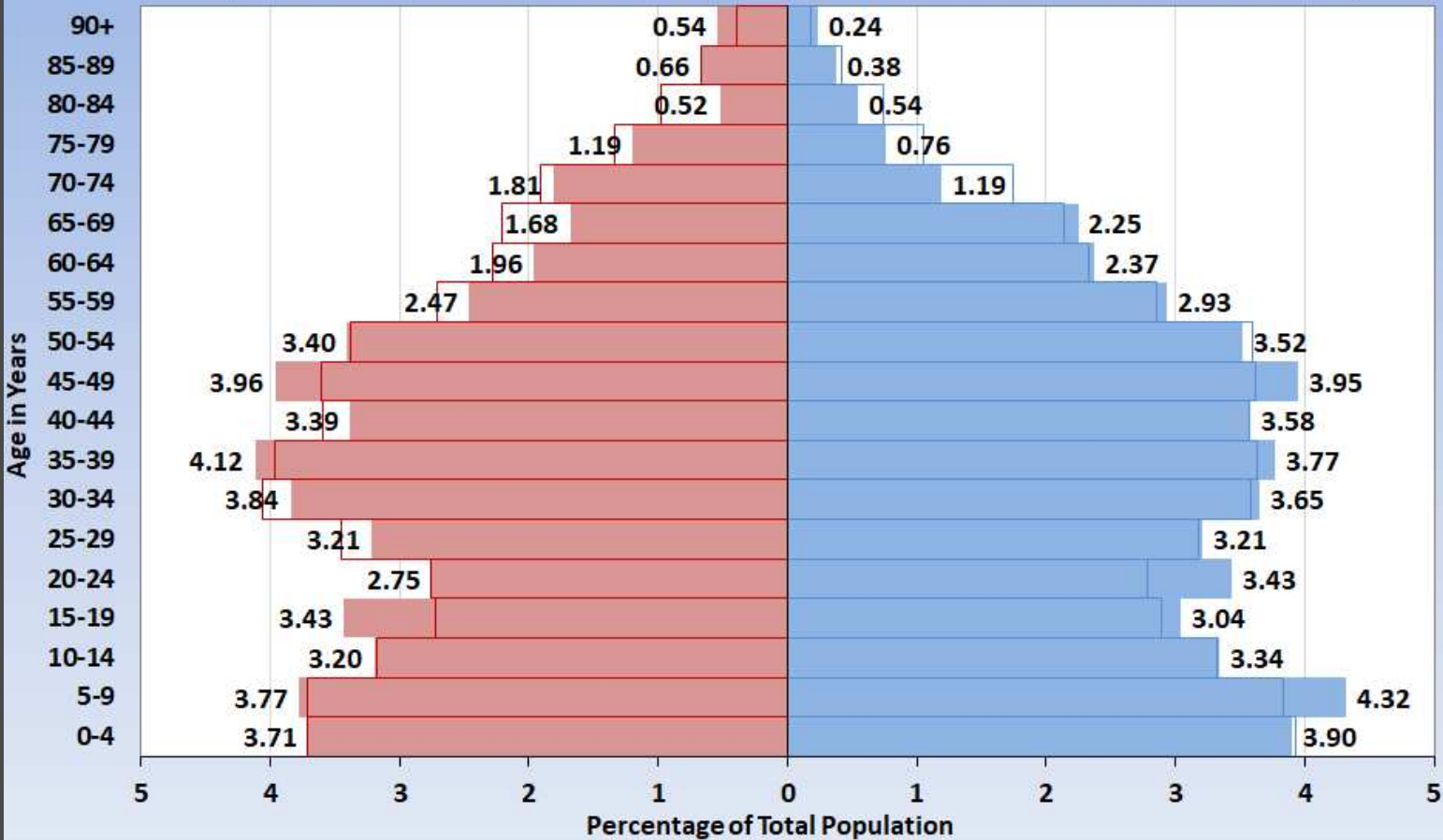
 [thurrock.gov.uk](http://thurrock.gov.uk)



## Population Pyramid

Belhus Population Pyramid, 2017

■ Thurrock Females (%) 
 ■ Thurrock Males (%) 
 ■ Belhus Females (%) 
 ■ Belhus Males (%)



*Belhus Ward has a larger percentage of adults aged 45-49yrs compared to Thurrock.*

*Conversely there is a smaller portion of 65-69yr and 80-84yr olds.*

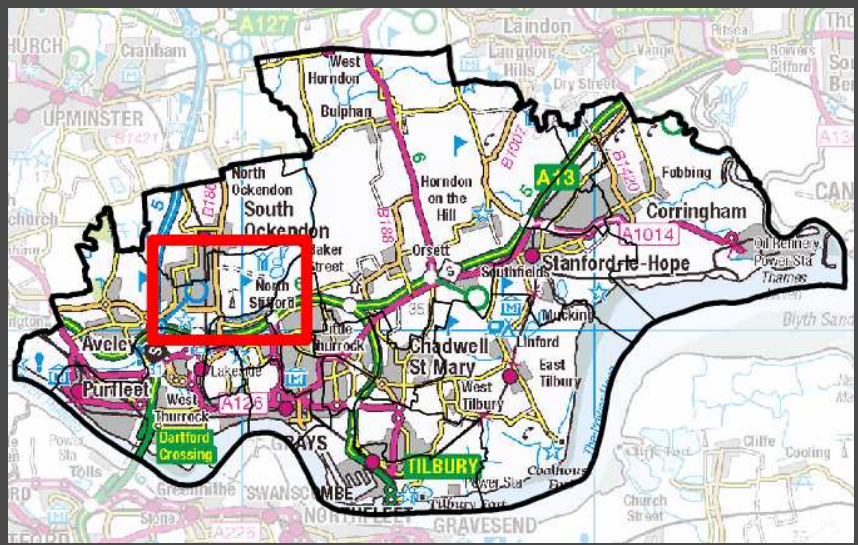
Source: ONS Mid-Year Estimates 2017



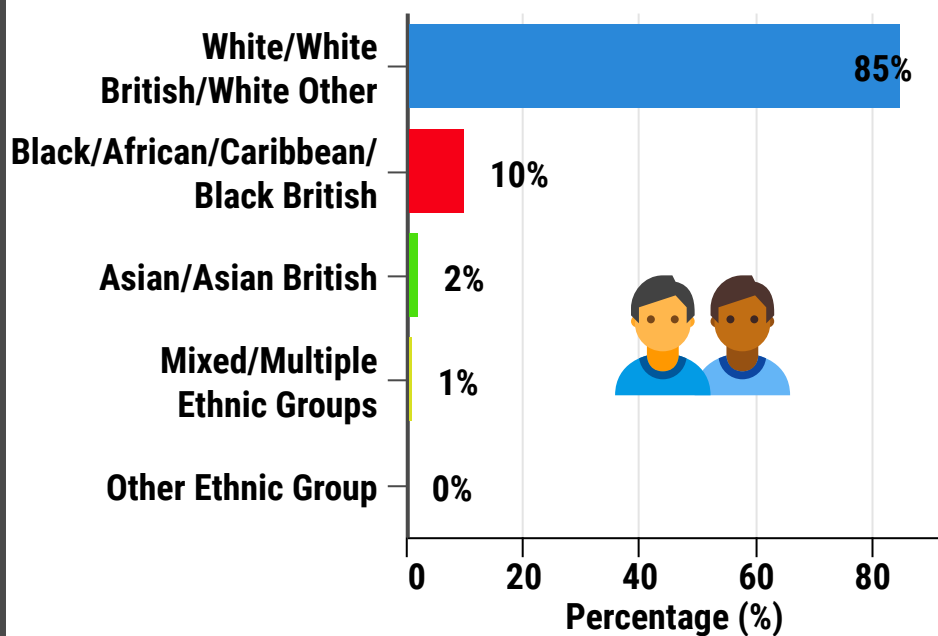
# Belhus Ward (E05002230)

Published by Thurrock Public Health  
2017/18

 [thurrock.gov.uk](http://thurrock.gov.uk)



## Ethnicity Groups (%)



## Deprivation

**Belhus is ranked 3rd out of the 20 Thurrock wards.**

1 = Most Deprived  
20 = Least Deprived




*Deprivation is strongly associated with poor physical and mental health*

*Source: DCLG (Department of Communities/Local Government)*

## Employment

Employment Status	Belhus Ward (%)	Thurrock (%)
Employee: Full-time	39.1	42.3
Employee: Part-time	14.2	14.5
Self-employed	8.7	9.0
Unemployed	7.3	5.2
Retired	9.3	12.2
Looking after home or family	5.9	5.1
Long-term sick or disabled	6.2	3.4
Student (inc. full-time students)	3.9	3.5



*Being in employment has been shown to be highly protective to one's health.*

*Conversely evidence shows that being unemployed is linked to poor physical and mental health outcomes.*



# Belhus Ward (E05002230)

Published by Thurrock Public Health  
2017/18

 [thurrock.gov.uk](http://thurrock.gov.uk)



## Primary Schools (No Secondary Schools within this Ward)

### Dilkes Academy

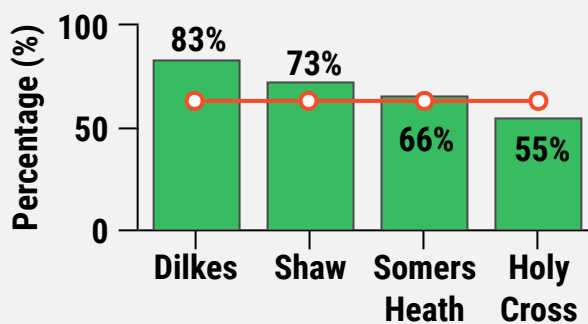
Approx pupils - 468  
Ofsted rating - Outstanding



### Holy Cross Catholic Primary School

Approx pupils - 269  
Ofsted rating - Good

### SATs Results 2017



● % Pupils Meeting Expected Standard  
○ England Average (63%)

### Shaw Primary Academy

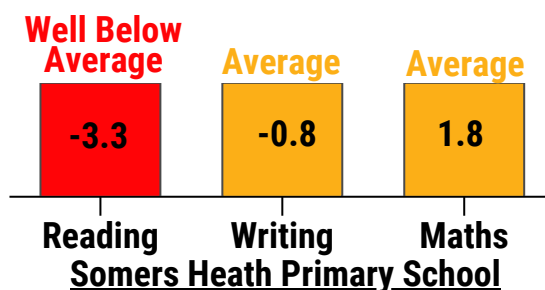
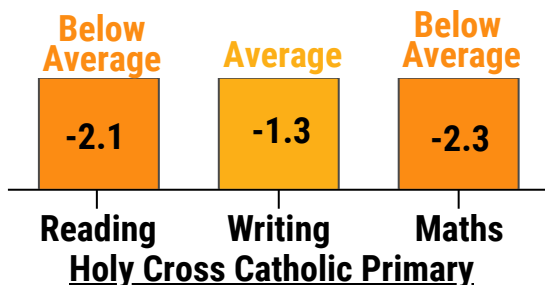

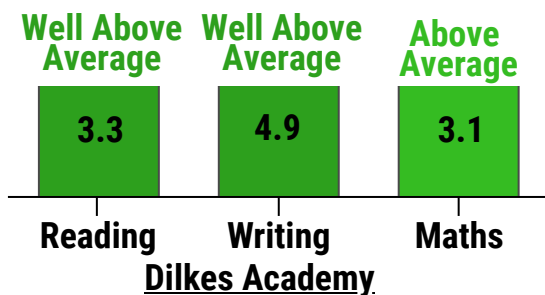
Approx pupils - 445  
Ofsted rating - Good



### Somers Heath Primary School

Approx pupils - 386  
Ofsted rating - Good

Government pupil progress scores, comprised of key stage 1 assessments & key stage 2 tests, compared to pupils across England. Scoring range is -5 & +5, 0.0 being the average.



*Educational achievement is strongly correlated with good health. Research demonstrates that people with high levels of educational achievement live longer and spend a smaller percentage of their life living with poor health.*

# Belhus Ward (E05002230)

Published by Thurrock Public Health  
2017/18

 [thurrock.gov.uk](http://thurrock.gov.uk)



## Reported Crime 2016



Count of crimes Oct'16 to Sep'17 - 754

Crime rate per 1,000 persons - 53.81

Thurrock crime rate per 1,000 persons - 47.62

England crime rate per 1,000 persons - 149.58



*Reported crime rates in Belhus ward are statistically significantly lower than England's. However, when compared to Thurrock there is a higher crime rate within this Ward.*

Source: [www.ukcrimestats.com](http://www.ukcrimestats.com)

## Residents Views



**59% of Belhus residents are satisfied with their local area where they live.**

**54% of Belhus residents feel safe going outside in their local area after dark.**



*Persons feeling unsafe and less satisfied within their area could lead to social isolation and impact negatively on physical/mental health.*

Source: *Thurrock Council Residents Survey 2016*

## Community Support

### Local Area Coordinator (LAC)

A local area coordinator connects individuals with support and assets within their local community.

Overview and examples of help can be found at  
- [www.thurrock.gov.uk/local-area-coordinators-help-in-community](http://www.thurrock.gov.uk/local-area-coordinators-help-in-community)

Ward LAC - Pauline White  
Mobile - 07710950319  
Email - [Pwhite@thurrock.gov.uk](mailto:Pwhite@thurrock.gov.uk)



### Community Led Support (CLS)

A new approach to bring Adult Social Care into the community. CLS is being introduced initially in the Tilbury and Chadwell area.



Contact Thurrock First – 01375 511000  
OR

Pop along to one of the CLS 'Talking Shop' drop in sessions advertised via  
[www.strongertogether.org.uk](http://www.strongertogether.org.uk)

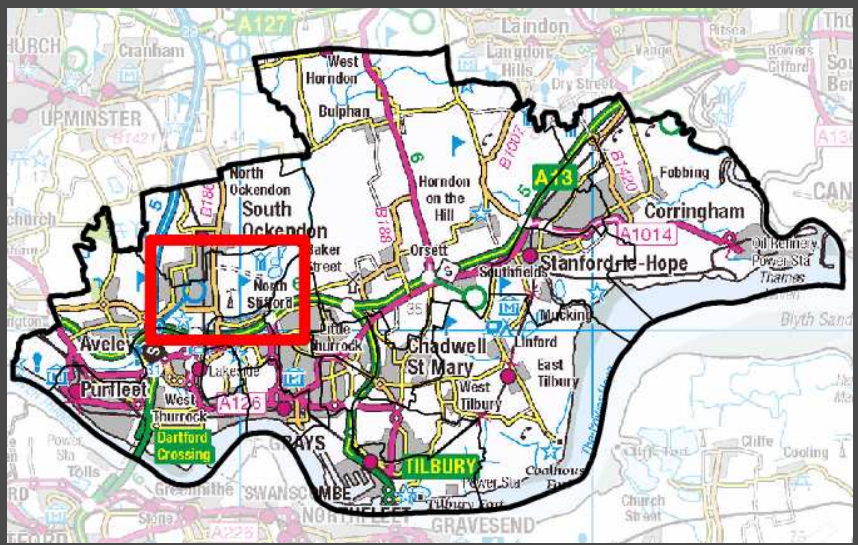
Source: *Thurrock Council Adult, Housing & Health*



# Belhus Ward (E05002230)

Published by Thurrock Public Health  
2017/18

 [thurrock.gov.uk](http://thurrock.gov.uk)



● = Not statistically different

● = Statistically significantly different

## Binge Drinking

**Belhus Ward - 19.4%**

**England - 20.0%**



(% of population 16+ that binge drink)

*Binge drinking can increase blood pressure, affect mood and memory & longer term, can lead to mental and physical health issues.*

Source - PHE Local Health (2006/08)

## Smoking

**Belhus Ward - 22.2%**

**England - 18%**



(Prevalence of 18yrs+ self-reported smokers)

*Smoking causes 84% of deaths from lung cancer & 83% of deaths from chronic obstructive pulmonary disease (COPD)*

Source - ASH Ready Reckoner (2018)

## Obesity (Adult)

**Belhus Ward - 30.2%**

**England - 24.1%**



(% of population aged 16+ with a BMI 30+)

*Obesity causes high blood pressure, leading to strokes, high cholesterol, high blood sugar, and heart disease.*

Source - PHE Local Health (2006/08)

## Obesity (Child)

**Belhus Ward - 26.3%**

**England - 19.3%**



(% of children Yr 6 - overweight or obese)

*Childhood obesity can lead to adult obesity & serious health issues including heart disease, type 2 diabetes, asthma, social discrimination, depression.*

Source - PHE Local Health (2013/14-2015/16)

## General Health



**6.5% of persons reported that their general health was bad / very bad.**

**Conversely 79.7% of persons reported their general health as good / very good.**



## Life Expectancy at Birth



**Male - 78yrs  
(England 79yrs)**



**Female - 80yrs  
(England 83yrs)**

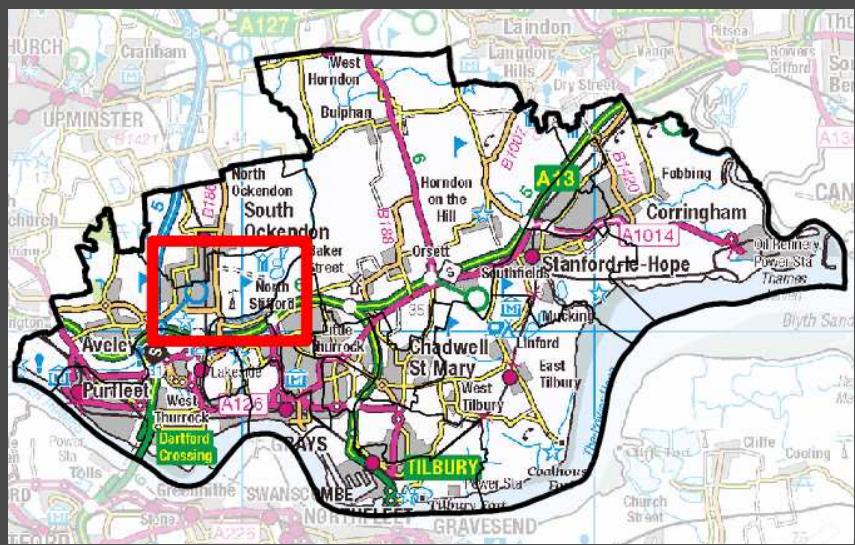
*Life expectancy is a function of multiple elements including poor diet/lifestyle (excessive alcohol/drugs), environmental factors such as housing and air quality, educational attainment, deprivation and access to high quality of health services.*

Source: PHE Local Health (2011-2015)

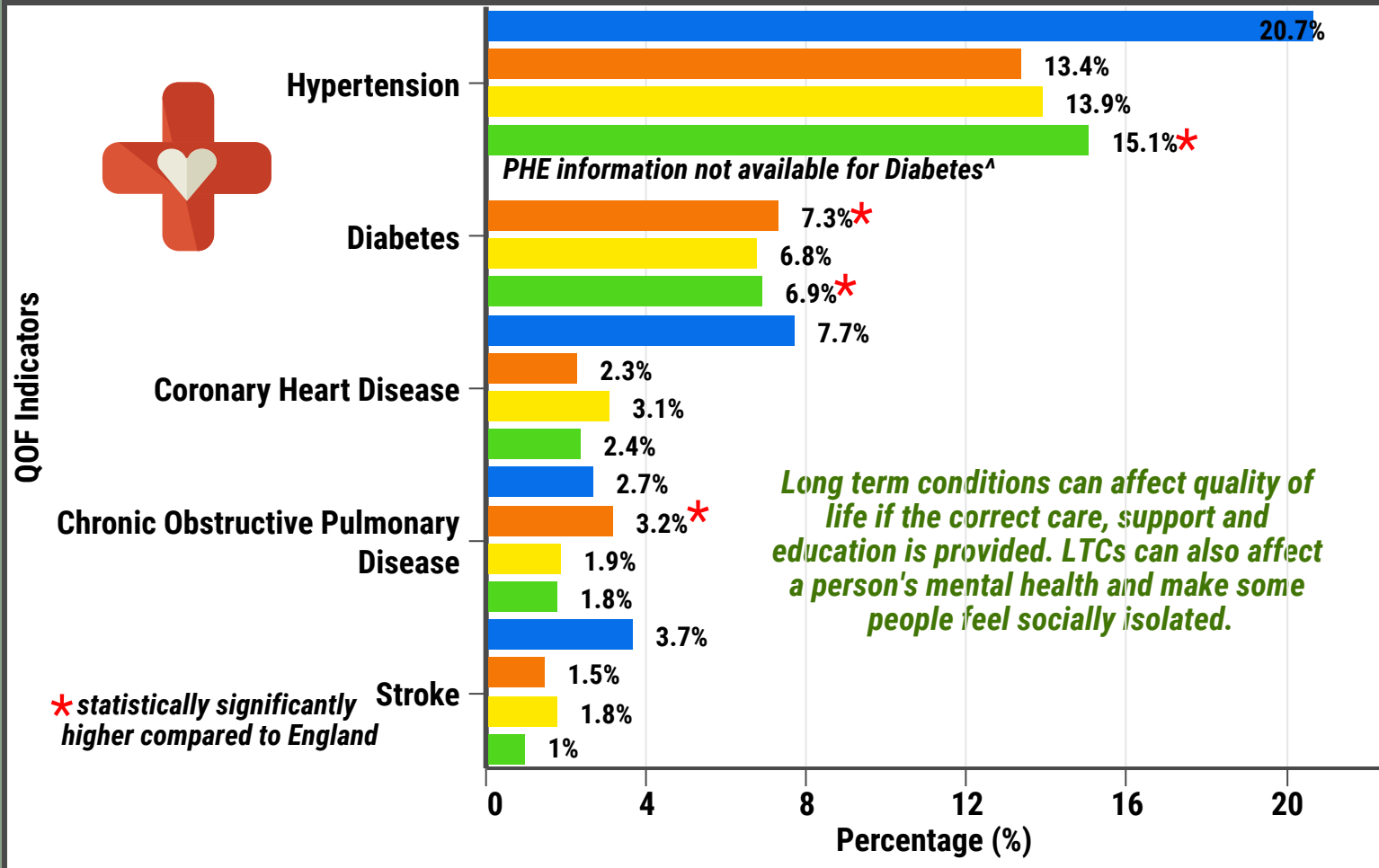
# Belhus Ward (E05002230)

Published by Thurrock Public Health  
2017/18

 [thurrock.gov.uk](http://thurrock.gov.uk)



## Long Term Conditions (LTC) 2017/18



- Sancta Maria Centre (% of practice adult population diagnosed and receiving treatment)
- England (% of practice adult population diagnosed and receiving treatment)
- The Health Centre (% of practice adult population diagnosed and receiving treatment)
- PHE estimates^ for above practices (average % of adult population diagnosed and undiagnosed)

PHE estimate numbers (combined all above GP practices) of additional undiagnosed patients not receiving treatment^



Stroke - 160  
**Hypertension - 431**  
 Diabetes - NA  
**Coronary Heart Disease - 354**  
 Chronic Obstructive Pulmonary Disease - 3





# Belhus Ward (E05002230)

Published by Thurrock Public Health  
2017/18

 [thurrock.gov.uk](http://thurrock.gov.uk)



## Pharmacies

**Boots**  
Derwent Parade  
South Ockendon  
RM15 5EF



**Hemants**  
Derwent Parade  
South Ockendon  
RM15 5EE



Opening Times  
Mon - Fri  
8.30 - 6.30pm  
Sat  
9-5pm



Opening Times  
Mon - Fri  
9 - 6.30pm



*No pharmacies within Belhus, these are within a two mile radius to Belhus Ward*

Source: Local Pharmaceutical Committees (LPCs)

## GP Practices

**Sancta Maria Centre**



**The Health Centre**

List Size-2,553  
CQC - Good  
(Aug 2018)

List Size-3,928  
CQC - Good  
(Apr 2015)

29% patients had same day appointment (England Average 33%)



55% patients had same day appointment (England Average-33%)

Source: National GP Patient Survey 2018/NHS Choices

## Facilities in the community



### Community Groups

- Group Therapy & One to One Counselling Advice

### Social Groups

- Royal British Legion Club



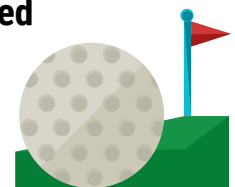
### Community Buildings

- The Childrens Centre
- Thurrock Garden Centre



### Health & Sports Groups

- Sugarloaf Riding for the Disabled
- Dancing Tone and Street Dance
- Thames Rugby & Football Club
- The Mardyke Valley Golf
- 



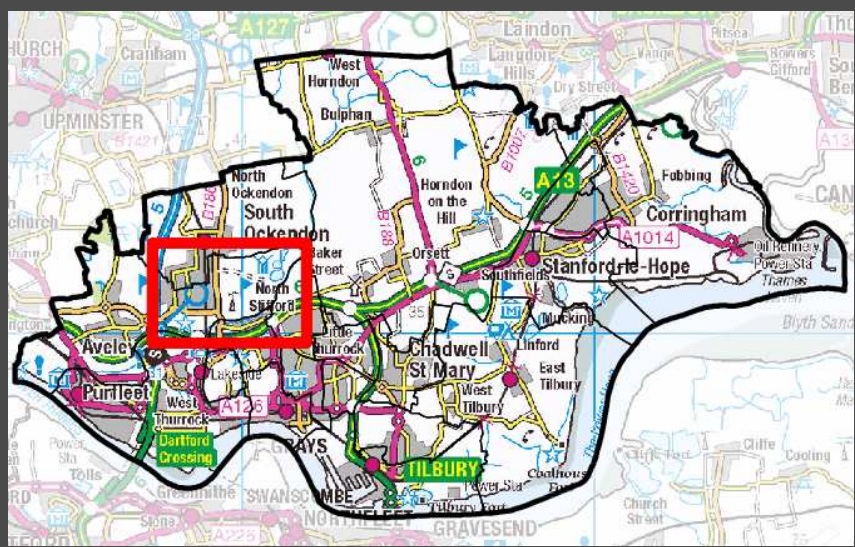
Source: Thurrock CVS - [www.strongertogether.org.uk](http://www.strongertogether.org.uk)



# Belhus Ward (E05002230)

Published by Thurrock Public Health  
2017/18

 [thurrock.gov.uk](http://thurrock.gov.uk)



## Your Place Your Voice



For more details on growth within Thurrock please visit - [www.thurrock.gov.uk/planning-and-growth](http://www.thurrock.gov.uk/planning-and-growth)

Ward population - 10,546  
Males - 5,313  
Females - 5,233

Two GP surgeries and two pharmacies near this ward

Smoking prevalence-22.2% (significantly higher than England-18%)

Binge drinking prevalence-19.4% (not statistically different to England-20.0%)

Obesity (Adults) prevalence-30.2% (significantly higher than England-24.1%)

Four schools - Dilkes Academy, Holy Cross Catholic, Shaw Primary Academy and Somers Heath

### Summary of Belhus Ward

Belhus deprivation rank: 3/20

Life expectancy from birth- Male - 78yrs Female - 80yrs

Crime rate per 1,000 persons-53.81 (higher than the Thurrock crime rate of 47.62)

PHE models of undiagnosed patients -Hypertension - 431, Coronary Heart Disease - 354, Chronic Obstructive Pulmonary Disease - 3, Stroke - 160

Childhood obesity prevalence is 26.3% (statistically significantly higher than England-19.3%)

Unemployment is higher compared to Thurrock