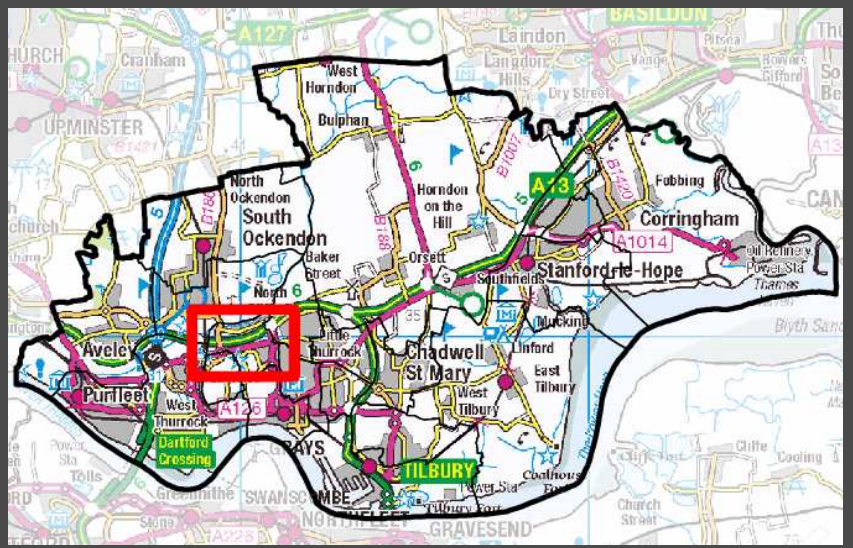


Chafford and North Stifford Ward (E05002232)

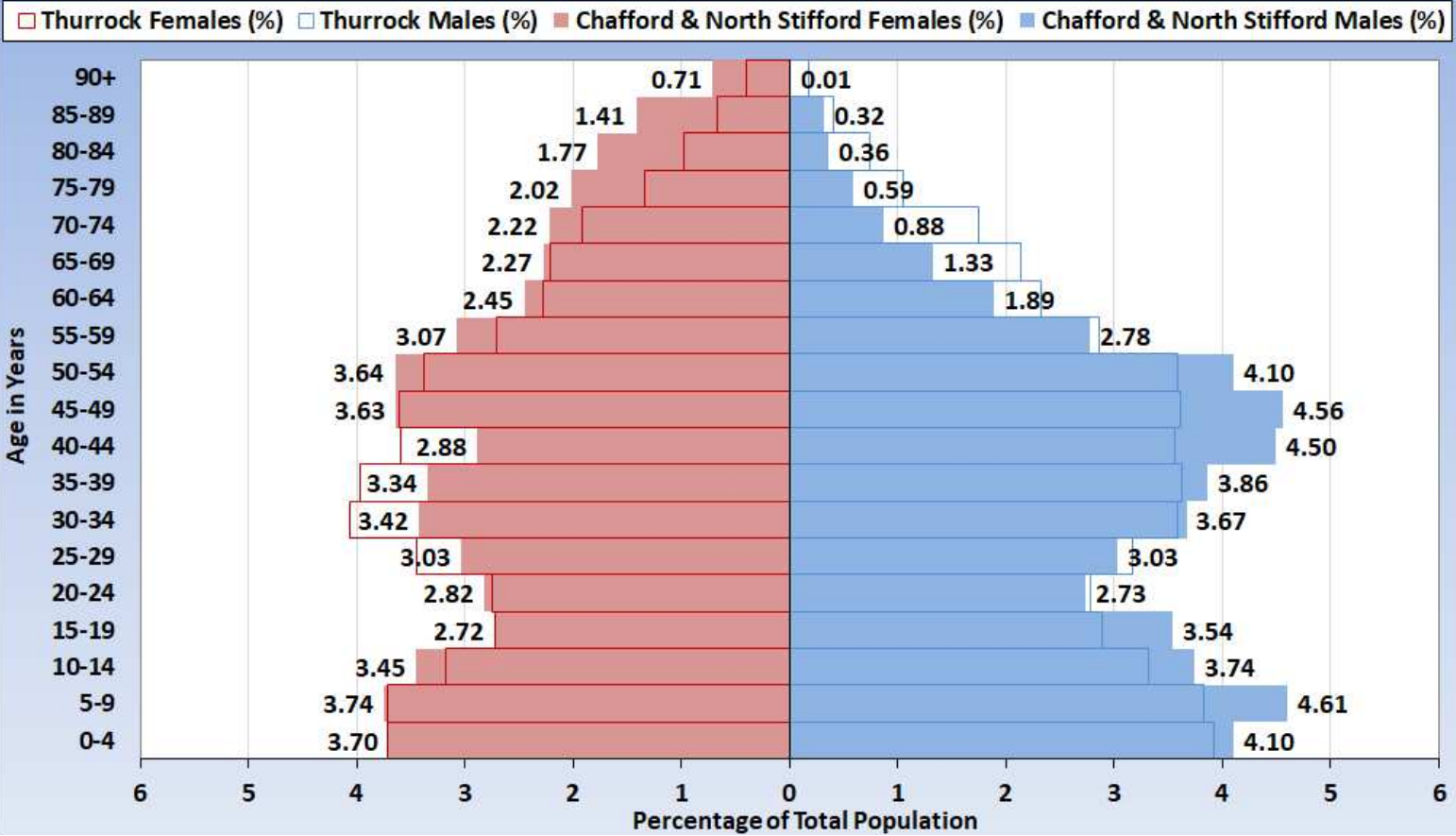
Published by Thurrock Public Health
2017/18

 thurrock.gov.uk



Population Pyramid

Chafford & North Stifford Population Pyramid, 2017



Chafford and North Stifford Ward has a greater percentage of males aged 0-19yrs / 40-54yrs compared and females aged 70-90+yrs to Thurrock.

Conversely, there is a smaller proportion of females aged 25-44yrs old.

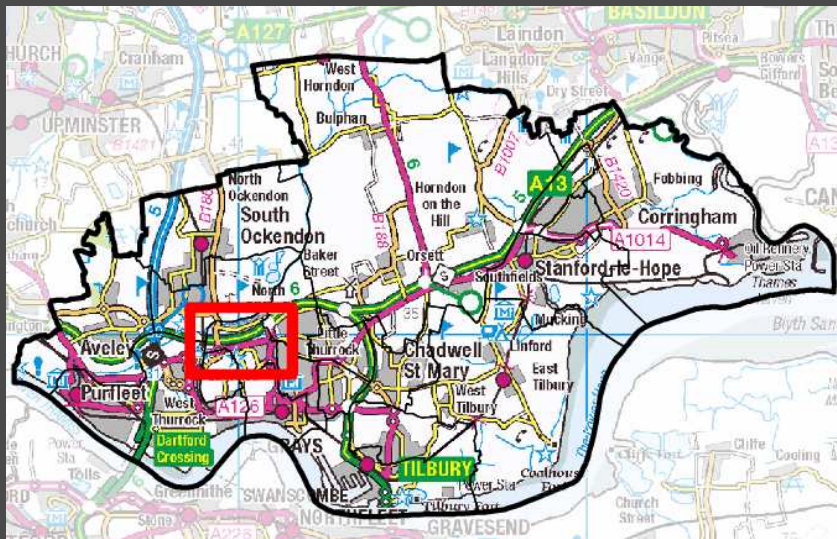
Source: ONS Mid-Year Estimates 2017



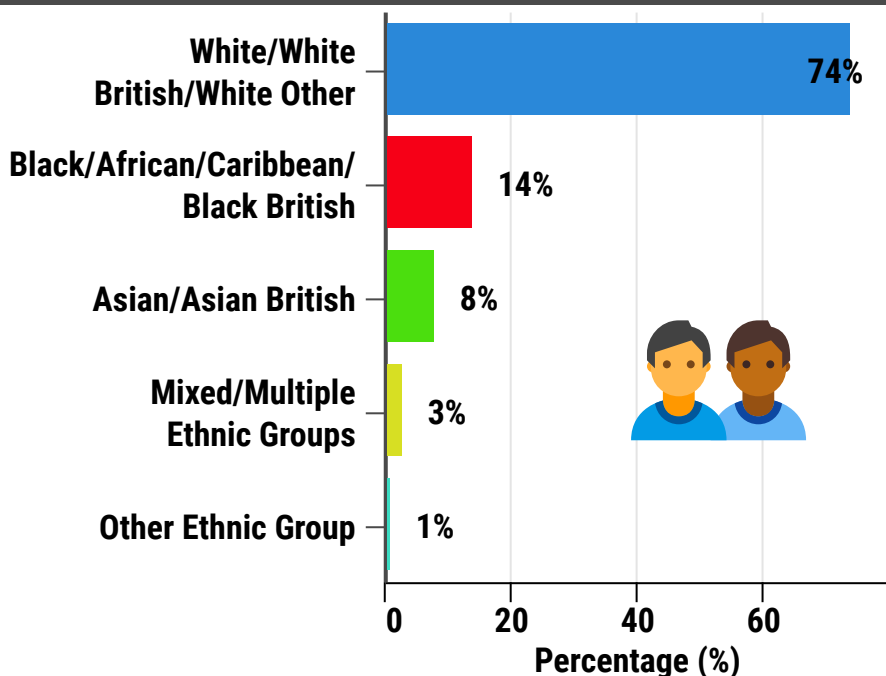
Chafford and North Stifford Ward (E05002232)

Published by Thurrock Public Health
2017/18

 thurrock.gov.uk



Ethnicity Groups (%)



Deprivation

Chafford and North Stifford is ranked 19th out of the 20 Thurrock wards

1 = Most Deprived
20 = Least Deprived




Deprivation is strongly associated with poor physical and mental health

Source: DCLG (Department of Communities and Local Government)

Employment

Employment Status	Chafford and North Stifford Ward (%)	Thurrock (%)
Employee: Full-time	50.3	42.3
Employee: Part-time	13.8	14.5
Self-employed	11.2	9.0
Unemployed	3.9	5.2
Retired	5.7	12.2
Looking after family at home	4.9	5.1
Long-term sick or disabled	1.3	3.4
Student (inc. full-time students)	4.0	3.5



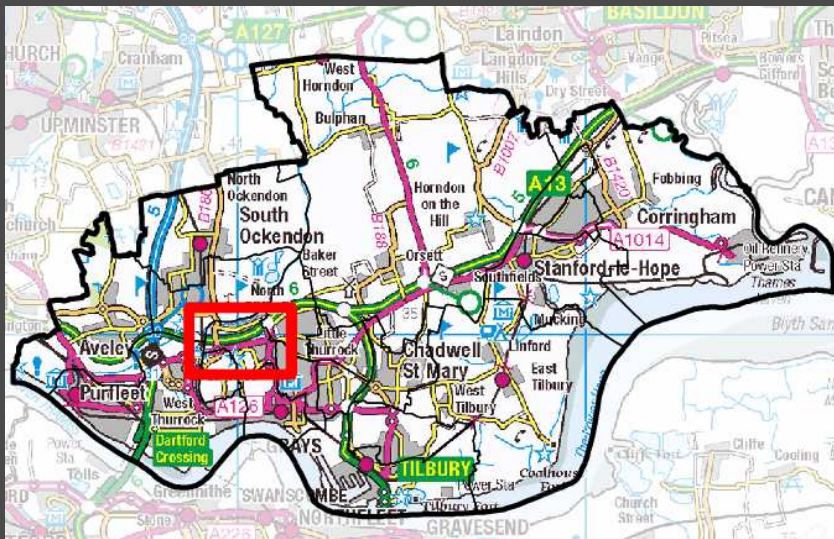
Being in employment has been shown to be highly protective to one's health.

Conversely, evidence shows that being unemployed is linked to poor physical and mental health outcomes.

Chafford and North Stifford Ward (E05002232)

Published by Thurrock Public Health
2017/18

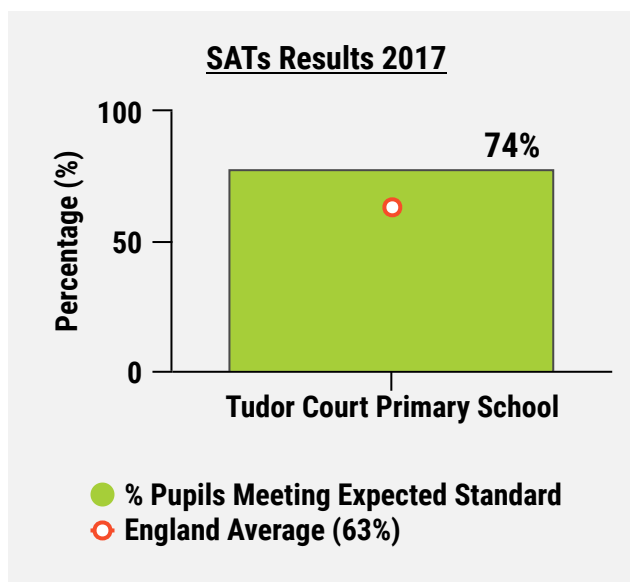
 thurrock.gov.uk



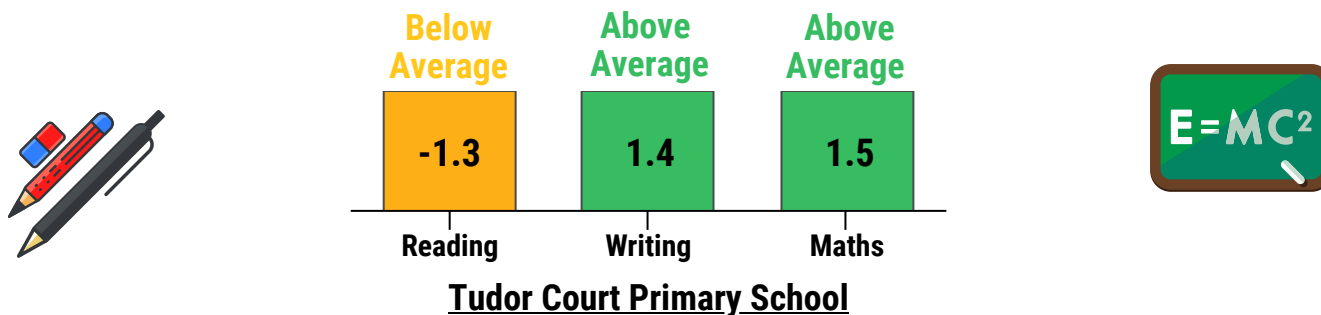
Primary Schools (No Secondary Schools within this Ward)

Tudor Court Primary School

Approx pupils - 877
Ofsted rating - Good



Government pupil progress score, comprises of key stage 1 assessments & key stage 2 tests, compared to pupils across England. Scoring range is -5 & +5, 0.0 being the average.



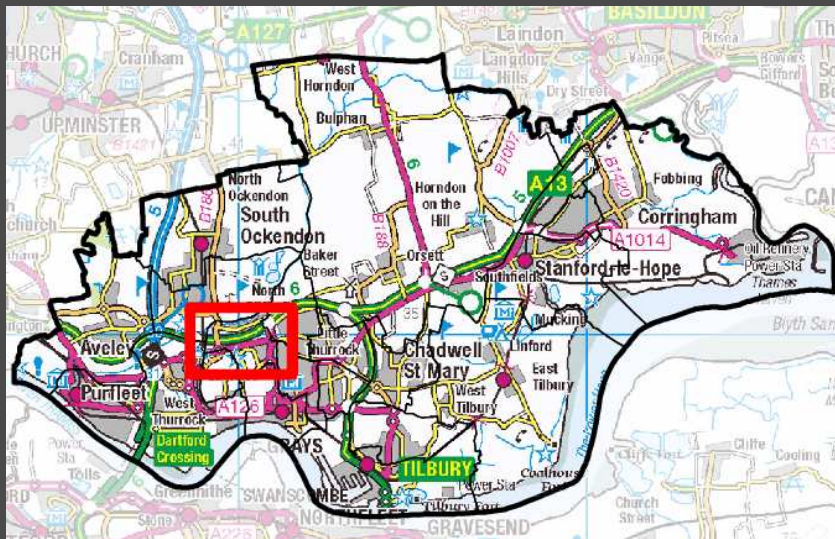
Educational achievement is strongly correlated with good health. Research demonstrates that people with high levels of educational achievement live longer and spend a smaller percentage of their life living with poor health.

Source: www.compare-school-performance.service.gov.uk

Chafford and North Stifford Ward (E05002232)

Published by Thurrock Public Health
2017/18

 thurrock.gov.uk



Reported Crime 2016



Count of crimes Oct'16 to Sep'17 - 307

Crime rate per 1,000 persons - 21.91

Thurrock crime rate per 1,000 persons - 47.62

England crime rate per 1,000 persons - 149.58



Reported crime rates in Chafford and North Stifford ward are statistically significantly lower than England's. Compared to Thurrock there is a lower crime rate within this Ward.

Source: www.ukcrimestats.com

Residents Views



82% of Chafford and North Stifford residents are satisfied with their local area where they live.

57% of Chafford and North Stifford residents feel safe going outside in their local area after dark.



Persons feeling unsafe and less satisfied within their area could lead to social isolation and impact negatively on physical/mental health.

Source: Thurrock Council Residents Survey 2016

Community Support

Local Area Coordinator (LAC)

A local area coordinator connects individuals with support and assets within their local community.

Overview and examples of help can be found at
- www.thurrock.gov.uk/local-area-coordinators-help-in-community

Ward LACs - Karen Dobson (Senior-West)
Frank Gaisie

Mobile - 07818678980 / 07738101787

Email - Kdobson@thurrock.gov.uk
FGaisie@thurrock.gov.uk



Community Led Support (CLS)

A new approach to bring Adult Social Care into the community. CLS is being introduced initially in the Tilbury and Chadwell area.




Contact Thurrock First – 01375 511000
OR

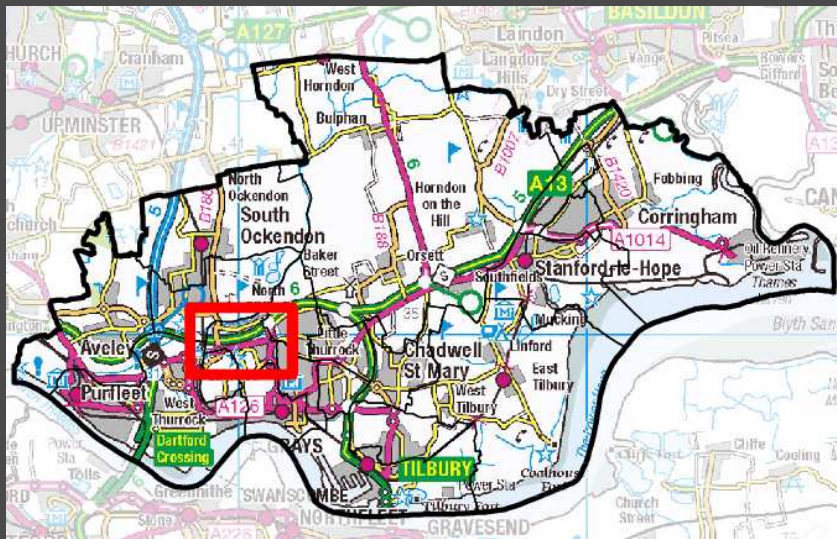
Pop along to one of the CLS 'Talking Shop' drop in sessions advertised via
www.strongertogether.org.uk

Source: Thurrock Council Adult, Housing & Health

Chafford and North Stifford Ward (E05002232)

Published by Thurrock Public Health 2017/18

 thurrock.gov.uk



● = Not statistically different

● = Statistically significantly different

Binge Drinking

Chafford & North Stifford Ward - 17.5%
England - 20.0%



(% of population 16+ that binge drink)

Binge drinking can increase blood pressure, affect mood and memory & longer term, can lead to mental and physical health issues.

Source - PHE Local Health (2006/08)

Smoking

Chafford & North Stifford Ward - 20.5%
England - 18%



(Prevalence of 18yrs+ self-reported smokers)

Smoking causes 84% of deaths from lung cancer & 83% of deaths from chronic obstructive pulmonary disease (COPD)

Source - ASH Ready Reckoner (2018)

Obesity (Adult)

Chafford & North Stifford Ward - 24.5%
England - 24.1%



(% of population aged 16+ with a BMI 30+)

Obesity causes high blood pressure, leading to strokes, high cholesterol, high blood sugar, and heart disease.

Source - PHE Local Health (2006/08)

Obesity (Child)

Chafford & North Stifford Ward - 19.5%
England - 19.3%



(% of children Yr 6 - overweight or obese)

Childhood obesity can lead to adult obesity & serious health issues including heart disease, type 2 diabetes, asthma, social discrimination, depression.

Source - PHE Local Health (2013/14-2015/16)

General Health



1.9% of persons reported that their general health was bad / very bad.

Conversely 91.8% of persons reported their general health as good / very good.



Life Expectancy at Birth



Male - 82yrs
(England 79yrs)



Female - 83yrs
(England 83yrs)


Life expectancy is a function of multiple elements including poor diet/lifestyle (excessive alcohol/drugs), environmental factors such as housing and air quality, educational attainment, deprivation and access to high quality of health services.

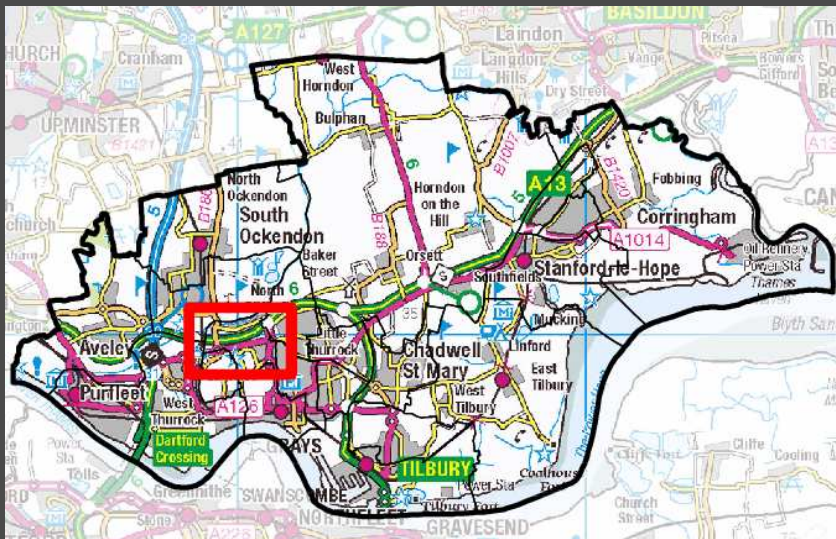
Source: PHE Local Health (2011-2015)

(Source for all data in this profile is Census 2011 unless otherwise stated)

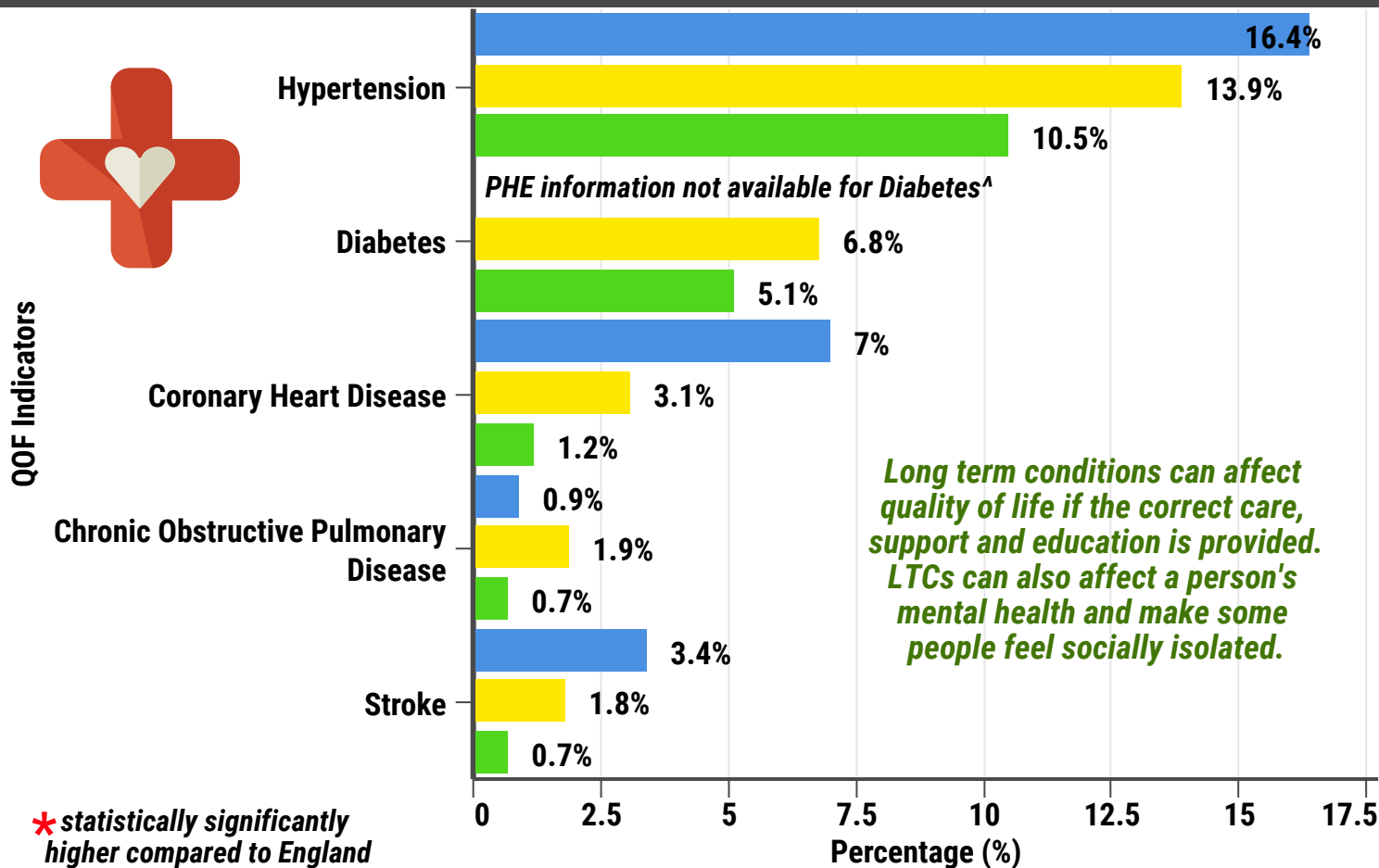
Chafford and North Stifford Ward (E05002232)

Published by Thurrock Public Health 2017/18

 thurrock.gov.uk



Long Term Conditions (LTC) 2017/18



- Chafford Hundred Medical Centre (% of practice adult population diagnosed and receiving treatment)
- England (% of practice adult population diagnosed and receiving treatment)
- PHE estimates^ for above practice (average % of adult population diagnosed and undiagnosed)

PHE Estimate numbers (combined all above GP Practices) of additional undiagnosed patients not receiving treatment^



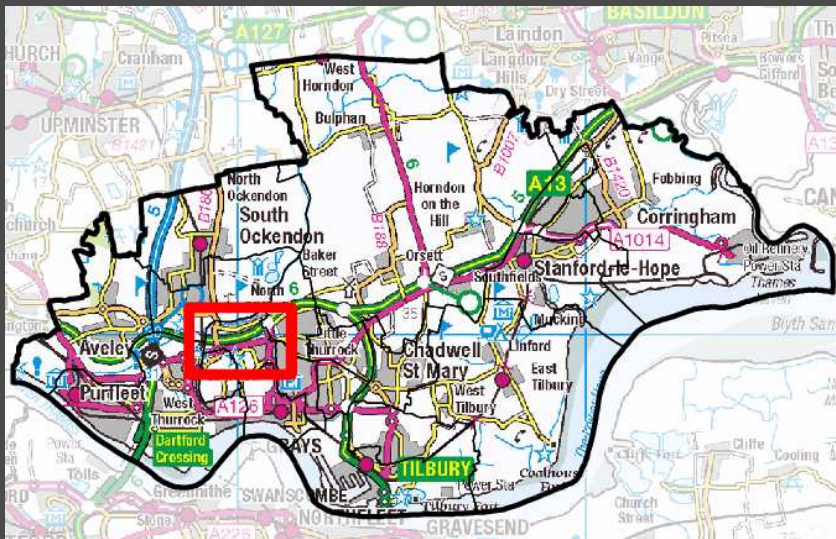
Stroke - 421
 Hypertension - 928
 Diabetes - NA
 Coronary heart disease - 896
 Chronic Obstructive Pulmonary Disease - 31



Chafford and North Stifford Ward (E05002232)

Published by Thurrock Public Health
2017/18

 thurrock.gov.uk



Pharmacies

Armada Pharmacy
Drake House
Drake Road
Chafford Hundred
RM16 6RX

Opening Times

Mon - Fri
9.00 - 6.00pm
Sat
9.00am - 1.00pm

Source: Thurrock Public Health

GP Practices

Chafford Hundred Medical Centre

List Size-15,771
CQC - Good
(Dec 2017)

50% patients had same day appointment
(England Average 33%)



Source: National GP Patient Survey 2018 /NHS Choices

Facilities in the community

Social Groups

- Afternoon Club
- Coffee Morning
- Dancing for Fun
- Reminiscence Group
- Tuesday / Friday Bingo
- Harty Close Fish & Chip Lunch
- Lunch Club
- Thurrock Lions
- Harty Close Lunch Club



Community Groups

- Stifford Clays, Blackshots and Grays Woodview Community Forum
- Estate Officer Drop in Sessions

Health & Sports Groups

- Dementia Buddies
- Parkinsons Group
- Thurrock FIT Club
- William Edwards Gym

Craft Groups

- Crafts Morning
- Hooks and Needles
- Knitter Natter
- Sewing Bee



Community Buildings

- Acorns Community Hub
- Stifford Clays Social Club
- Thurrock Community Garden
- St Cedds CoE Church
- St Peters RC Church

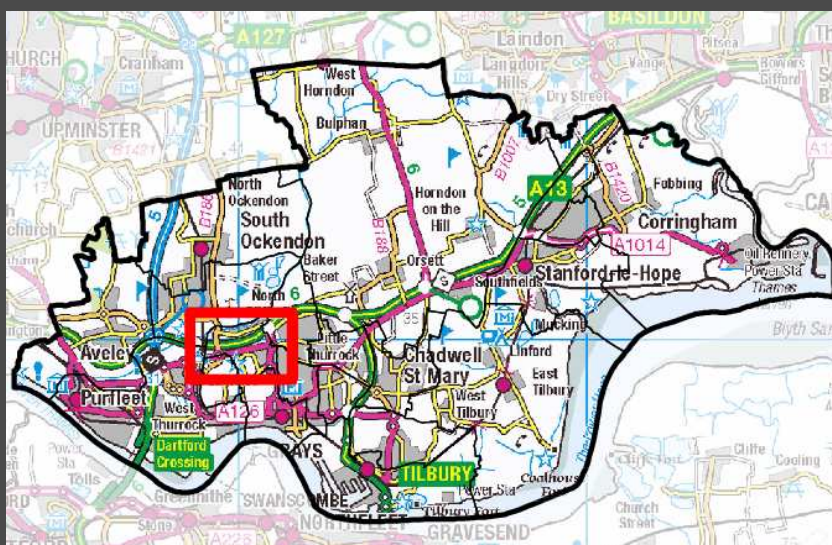


Source: Thurrock CVS - www.strongertogether.org.uk

Chafford and North Stifford Ward (E05002232)

Published by Thurrock Public Health
2017/18

 thurrock.gov.uk



Your Place Your Voice



For more details on growth within Thurrock please visit - www.thurrock.gov.uk/planning-and-growth

Ward population - 8,338
Males - 4,220
Females - 4,118

One GP surgery
and one
pharmacy within
this ward.

Smoking
prevalence-20.5%
(statistically
significantly
higher than
England-18%)

Binge drinking
prevalence-17.5%
(not statistically
different from
England-20.0%)

Obesity (Adults)
prevalence-24.5%
(not statistically
different from
England-24.1%)

One school - Tudor
Court Primary

Summary of Chafford and North Stifford Ward

Chafford & North
Stifford
deprivation rank:
19/20

Life
expectancy
from birth-
Male - 82yrs
Female - 83yrs

Crime rate
per 1,000
persons-21.91
(lower than the
Thurrock crime
rate of 47.62)

PHE models of
undiagnosed patients -
Hypertension - 932, Coronary
heart disease - 874, Chronic
Obstructive Pulmonary
Disease - 37, Stroke - 420

Childhood obesity
prevalence is 19.5%
(not statistically
different from
England-19.3%)

Unemployment
is lower,
compared to
Thurrock