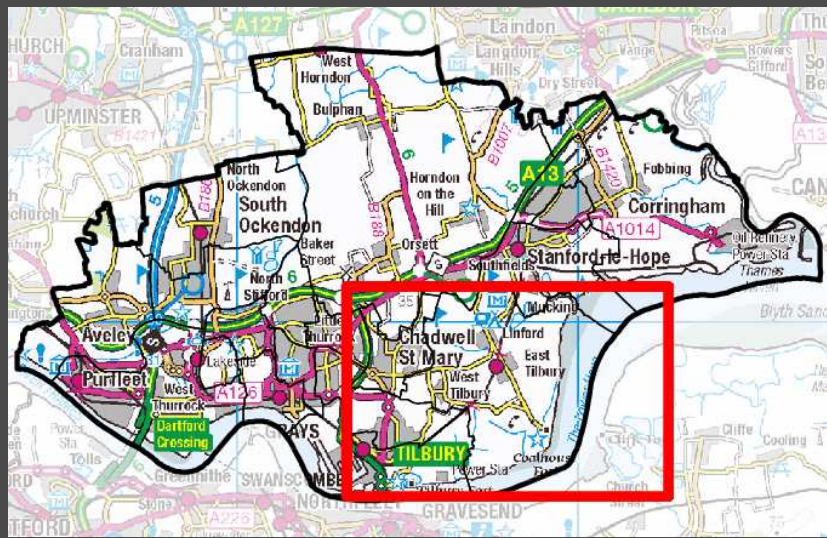


East Tilbury Ward (E05002234)

Published by Thurrock Public Health
2017/18

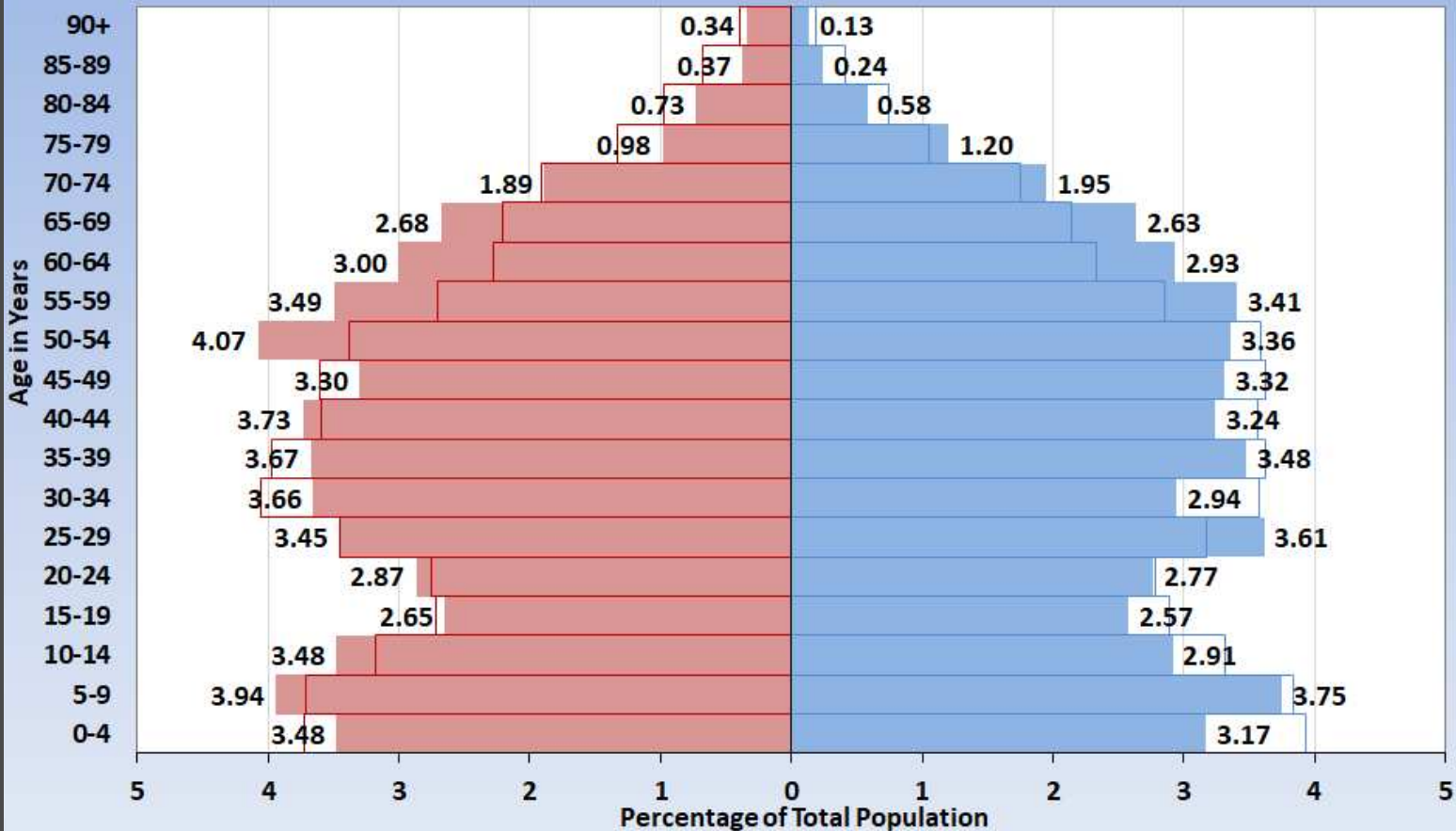
 thurrock.gov.uk



Population Pyramid

East Tilbury Population Pyramid, 2017

■ Thurrock Females (%)
 ■ Thurrock Males (%)
 ■ East Tilbury Females(%)
 ■ East Tilbury Males(%)



East Tilbury Ward has a greater percentage of adults aged 50-69yrs compared to Thurrock.

Conversely there is a smaller proportion of 30-39yr olds.

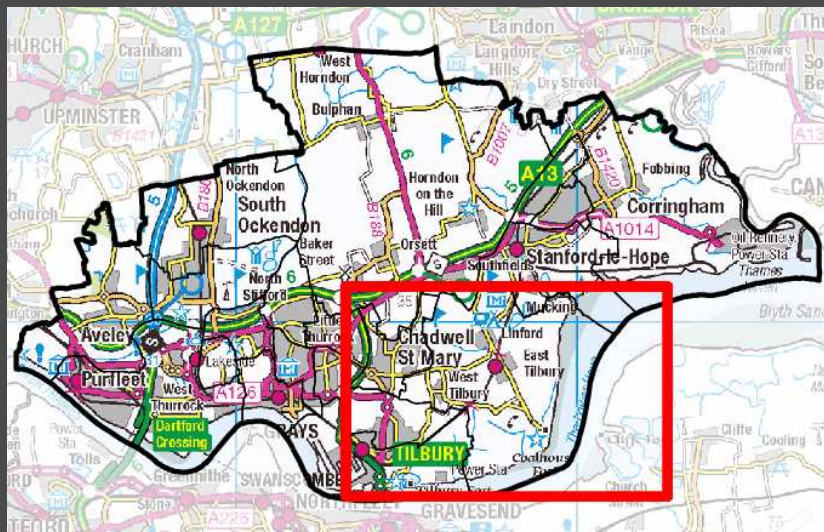
Source: ONS Mid-Year Estimates 2017



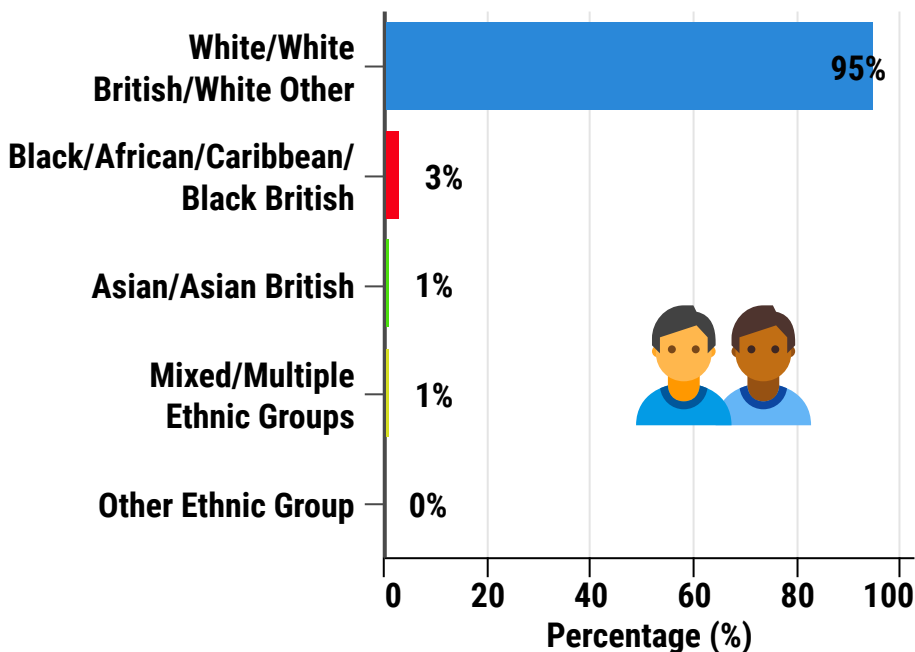
East Tilbury Ward (E05002234)

Published by Thurrock Public Health
2017/18

 thurrock.gov.uk



Ethnicity Groups (%)



Deprivation

East Tilbury is ranked 11th out of the 20 Thurrock wards

1 = Most Deprived
20 = Least Deprived




Deprivation is strongly associated with poor physical and mental health

Source: DCLG (Department of Communities and Local Government)

Employment

	East Tilbury Ward (%)	Thurrock Average (%)
Employee: Full-time	44.8	42.3
Employee: Part-time	16.4	14.5
Self-employed	8.1	9.0
Unemployed	4.4	5.2
Retired	10.9	12.2
Looking after home or family	5.3	5.1
Long-term sick or disabled	2.8	3.4
Student (inc. full-time students)	3.6	3.5



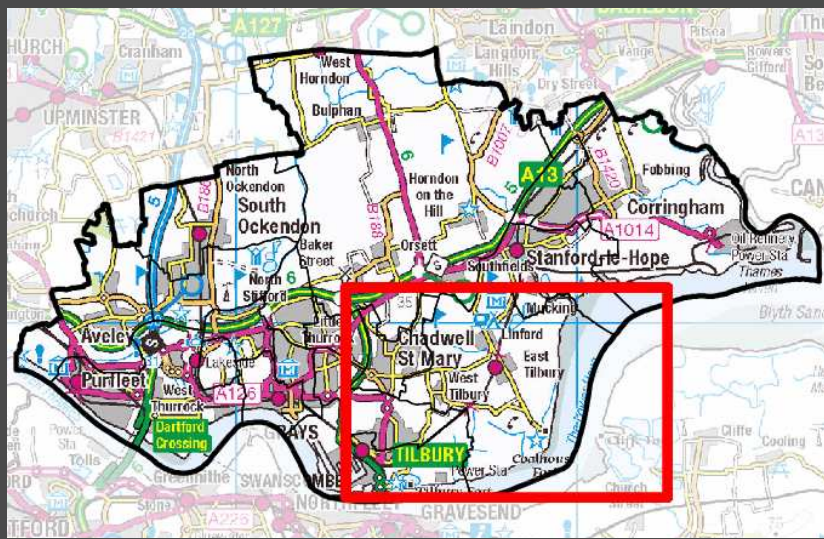
Being in employment has been shown to be highly protective to one's health.

Conversely evidence shows that being unemployed is linked to poor physical and mental health outcomes.

East Tilbury Ward (E05002234)

Published by Thurrock Public Health
2017/18

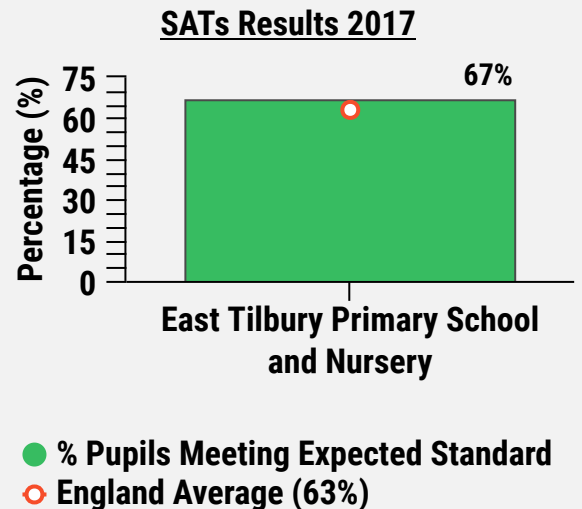
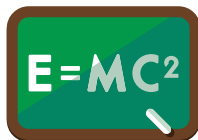
 thurrock.gov.uk



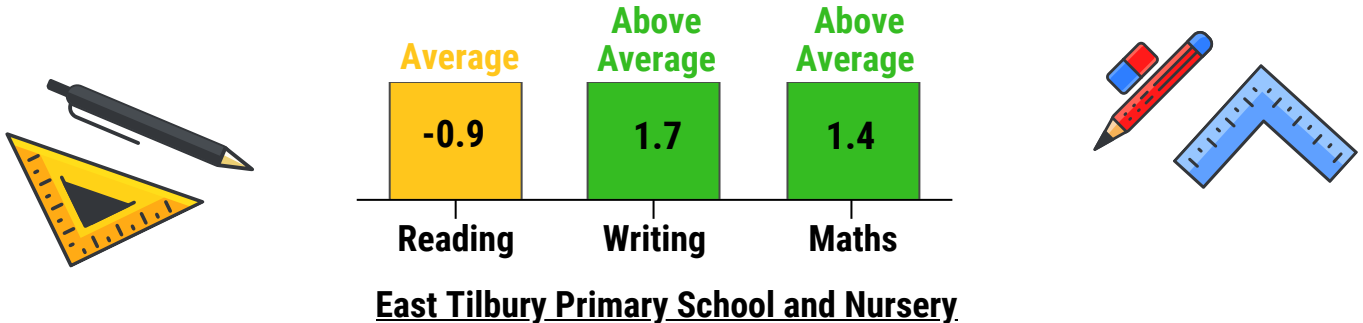
Primary Schools (No Secondary Schools within this Ward)

East Tilbury Primary School and Nursery

Approx pupils - 673
Ofsted rating - Good



Government pupil progress scores, comprised of key stage 1 assessments & key stage 2 tests, compared to pupils across England. Scoring range is -5 & +5, 0.0 being the average.



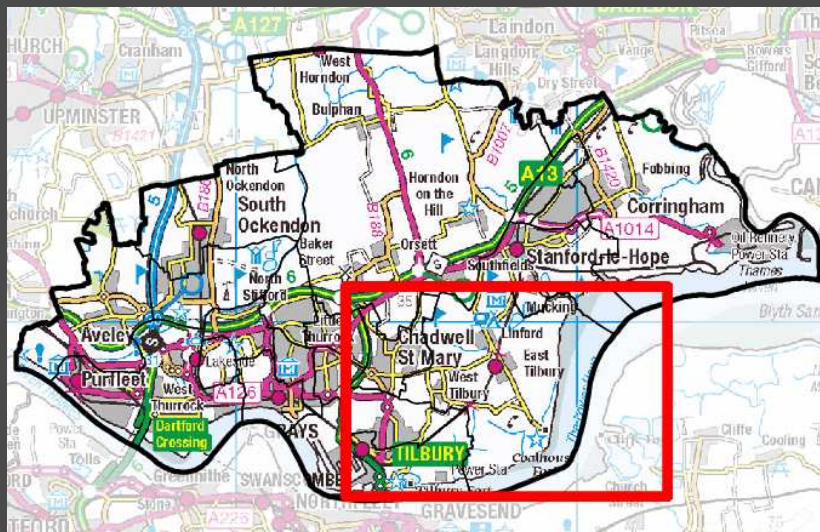
Educational achievement is strongly correlated with good health. Research demonstrates that people with high levels of educational achievement live longer and spend a smaller percentage of their life living with poor health.

Source: www.compare-school-performance.service.gov.uk

East Tilbury Ward (E05002234)

Published by Thurrock Public Health
2017/18

 thurrock.gov.uk



Reported Crime 2016



Count of crimes Oct'16 to Sep'17 - **396**

Crime rate per 1,000 persons - **28.26**

Thurrock crime rate per 1,000 persons - **47.62**

England crime rate per 1,000 persons - **149.58**



Reported crime rates in East Tilbury ward are statistically significantly lower than England's and when compared to Thurrock.

Source: www.ukcrimestats.com

Residents Views



76% of East Tilbury residents are satisfied with their local area where they live.

59% of East Tilbury residents feel safe going outside in their local area after dark.



Persons feeling unsafe and less satisfied within their area could lead to social isolation and impact negatively on physical/mental health.

Source: *Thurrock Council Residents Survey 2016*

Community Support

Local Area Coordinator (LAC)

A local area coordinator connects individuals with support and assets within their local community.

Overview and examples of help can be found at
- www.thurrock.gov.uk/local-area-coordinators-help-in-community

Ward LAC - Rachel Farmer
Mobile - 07917535728
Email - RxFarmer@thurrock.gov.uk



Community Led Support (CLS)

A new approach to bring Adult Social Care into the community. CLS is being introduced initially in the Tilbury and Chadwell area.



Contact Thurrock First – 01375 511000
OR

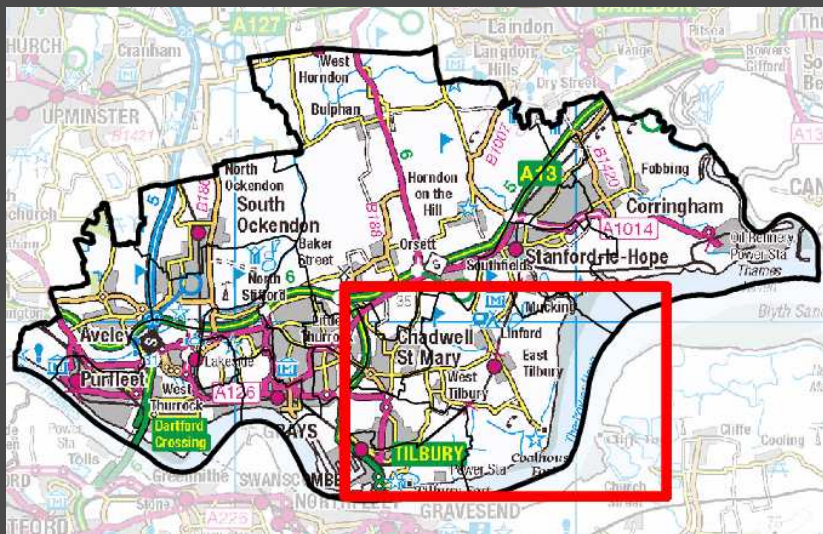
Pop along to one of the CLS 'Talking Shop' drop in sessions advertised via
www.strongertogether.org.uk

Source: *Thurrock Council Adult, Housing & Health*

East Tilbury Ward (E05002234)

Published by Thurrock Public Health
2017/18

 thurrock.gov.uk



● = Not statistically different

● = Statistically significantly different

Binge Drinking

East Tilbury Ward - 24.7%

England - 20.0%



(% of population 16+ that binge drink)

Binge drinking can increase blood pressure, affect mood and memory & longer term, can lead to mental and physical health issues.

Source - PHE Local Health (2006/08)

Smoking

East Tilbury Ward - 21.4%

England - 18%



(Prevalence of 18yrs+ self-reported smokers)

Smoking causes 84% of deaths from lung cancer & 83% of deaths from chronic obstructive pulmonary disease (COPD)

Source - ASH Ready Reckoner (2018)

Obesity (Adult)

East Tilbury Ward - 29.3%

England - 24.1%



(% of population aged 16+ with a BMI 30+)

Obesity causes high blood pressure, leading to strokes, high cholesterol, high blood sugar, and heart disease.

Source - PHE Local Health (2006/08)

Obesity (Child)

East Tilbury Ward - 19.4%

England - 19.3%



(% of children Yr 6 - overweight or obese)

Childhood obesity can lead to adult obesity & serious health issues including heart disease, type 2 diabetes, asthma, social discrimination, depression.

Source - PHE Local Health (2013/14-2015/16)

General Health



4.2% of persons reported that their general health was bad / very bad.

Conversely 83.9% of persons reported their general health as good / very good.



Life Expectancy at Birth



Male - 80yrs
(England 79yrs)



Female - 83yrs
(England 83yrs)

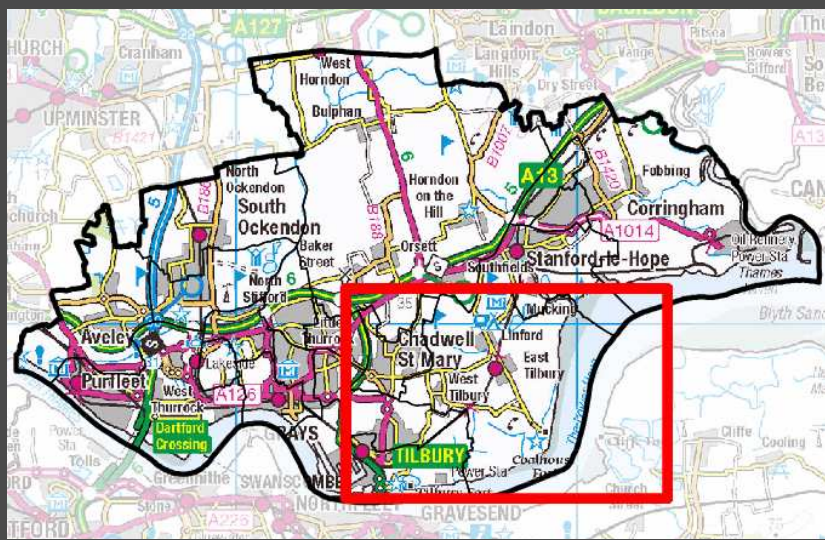
Life expectancy is a function of multiple elements including poor diet/lifestyle (excessive alcohol/drugs), environmental factors such as housing and air quality, educational attainment, deprivation and access to high quality of health services.

Source: PHE Local Health (2011-2015)

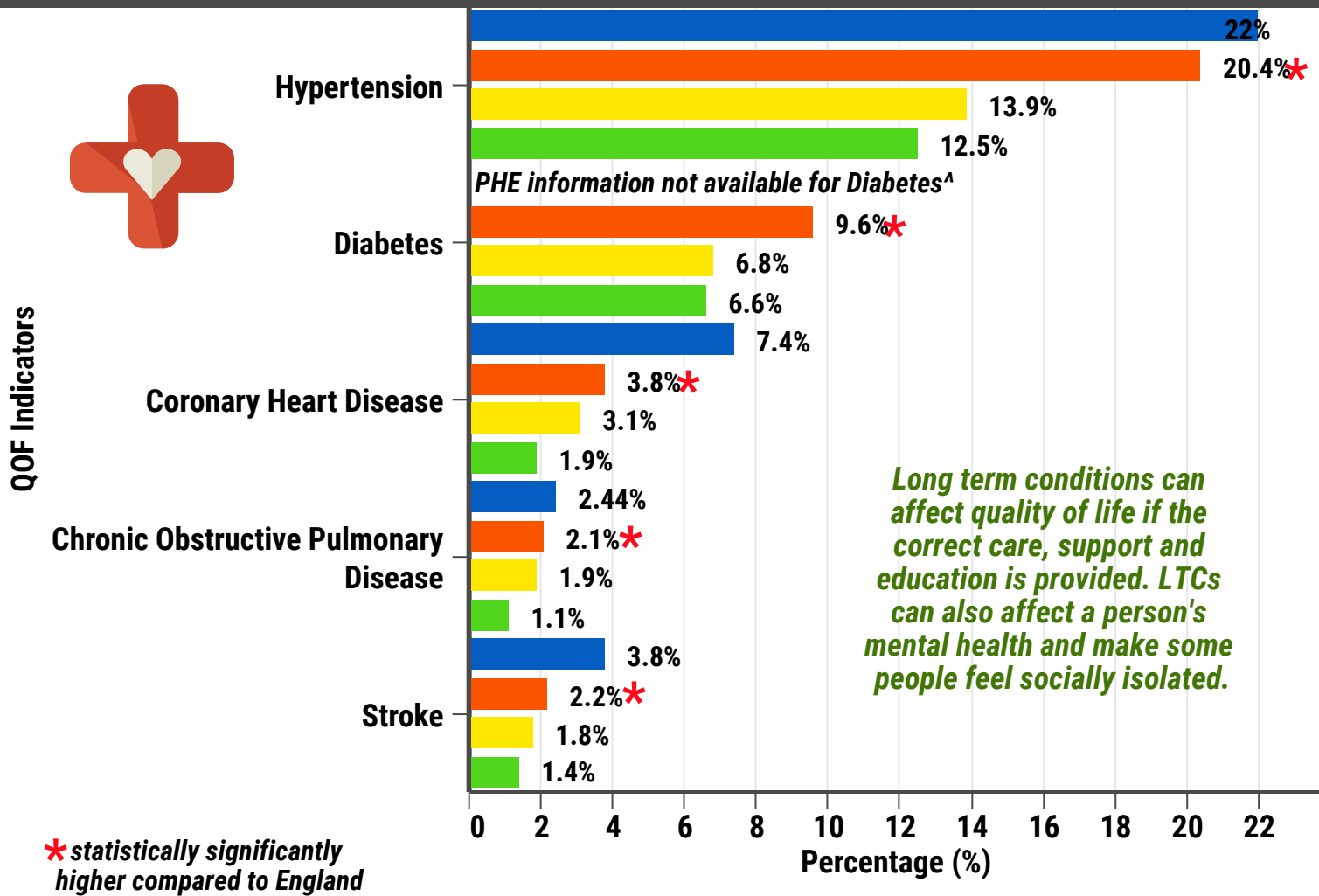
East Tilbury Ward (E05002234)

Published by Thurrock Public Health
2017/18

 thurrock.gov.uk



Long Term Conditions (LTC) 2017/18



- East Tilbury/Corringham Medical Centre (% of practice adult population diagnosed and receiving treatment)
- England (% of practice adult population diagnosed and receiving treatment)
- Rigg Milner Medical Centre (% of practice adult population diagnosed and receiving treatment)
- PHE estimates[^] for above practices (% of adult population diagnosed and undiagnosed)

PHE estimate numbers (cobined all above GP Practices) of additional undiagnosed patients not receiving treatment[^]



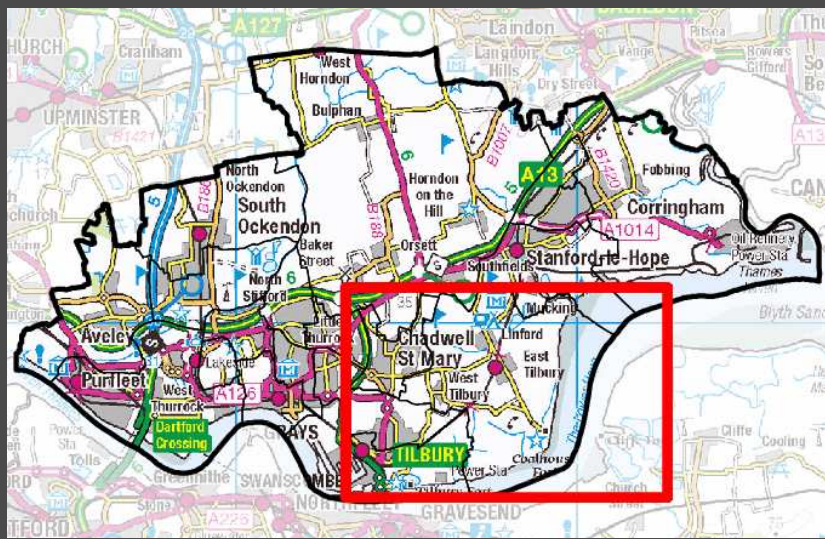
Diabetes - NA **Stroke - 202**
Hypertension - 537
Coronary Heart Disease - 452
 Chronic Obstructive Pulmonary Disease - 89



East Tilbury Ward (E05002234)

Published by Thurrock Public Health
2017/18

 thurrock.gov.uk



Pharmacies

Allcures Pharmacy
Unit 1 - Stanford House
East Tilbury
Essex



Opening Times

Mon - Friday
9:00am - 6:30pm
Sat
9:00am - 13:00pm



Source: Local Pharmaceutical
Committees (LPC)

GP Practices

**East Tilbury &
Corringham
Medical Centre**



**Rigg Milner
Medical
Practice**

List Size- 3,918
CQC - Not yet
inspected
(Registered May 2018)

List Size-6,115
CQC - Inadequate
(Oct 2019)

36% patients had
same day
appointment
(England Average 33%)



31% patients had
same day
appointment
(England Average 33%)

Source: National GP Patient Survey 2018 /NHS Choices

Facilities in the community


Health & Sports Groups

- Jays Gymnastics
- Effective Fitness Now
- Irish Dance Academy
- Little Kickers Football
- Adult Badminton
- Street Dance - Stepping out
- Zenshin Martial Arts
- Fit4Life Weigh-in and Workout
- EW Tae Kwan Do



Community & Social Groups

- Book Club
- Coffee and Chat
- Welcom Forum
- Happy Feet
- Forrest Gumpers of Bata
- Older Persons Club
- East Tilbury & Linford Mummies



Church/Faith Groups

- St Francis Church Hall
- Linford Methodist Church
- St Catherine's Church



Community Buildings

- Thameside Nature Reserve
- Essex Wildlife Trust
- Coalhouse Fort and Park
- Walton Hall Farm
- The Bata Reminiscence and Resource Centre

Arts & Craft Groups

- Knit and Natter
- Sewing Group
- ArtVenture
- Musical Theatre
- British Sugarcraft Guild
- Women's Institute - Linford



Support Groups

- TRUPS
- Food Bank

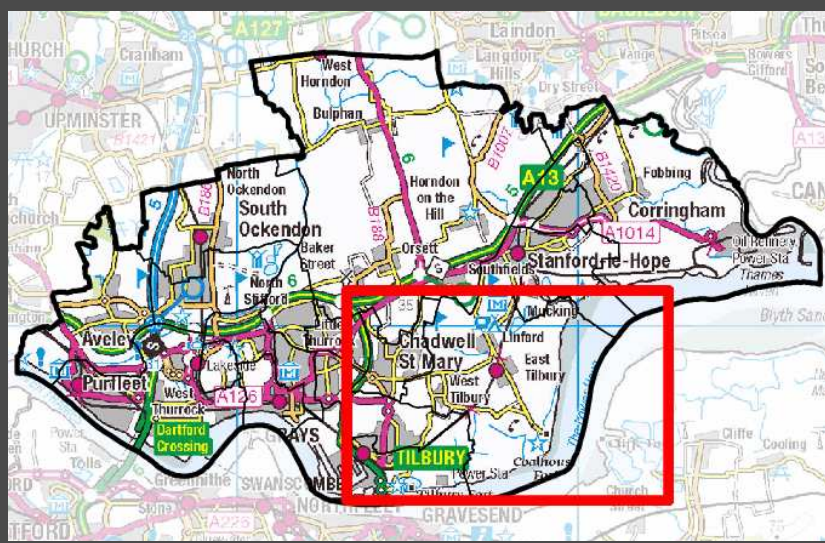


Source: Thurrock CVS - www.strongertogether.org.uk

East Tilbury Ward (E05002234)

Published by Thurrock Public Health
2017/18

 thurrock.gov.uk



Your Place Your Voice



For more details on growth within Thurrock please visit - www.thurrock.gov.uk/planning-and-growth

Ward population - 6,724
Males - 3,241
Females - 3,483

Two GP surgeries and one pharmacy within this ward

Smoking prevalence-21.4% (statistically significantly higher than England-18%)

Binge drinking prevalence-24.7% (significantly higher than England-20.0%)

Adult Obesity prevalence is 29.3% (not statistically different from England-24.1%)

One school - East Tilbury Primary

Summary of East Tilbury Ward

Childhood obesity prevalence is 19.4% (not statistically different from England-19.3%)

East Tilbury deprivation rank: 11/20

Life expectancy from birth- Male - 80yrs Female - 83yrs

Crime rate per 1,000 persons-28.26 (lower than Thurrock crime rate of 47.62)

PHE models of undiagnosed patients - Hypertension - 537, Coronary Heart Disease - 452, Chronic Obstructive Pulmonary Disease - 89, Stroke - 202

Unemployment is lower compared to Thurrock