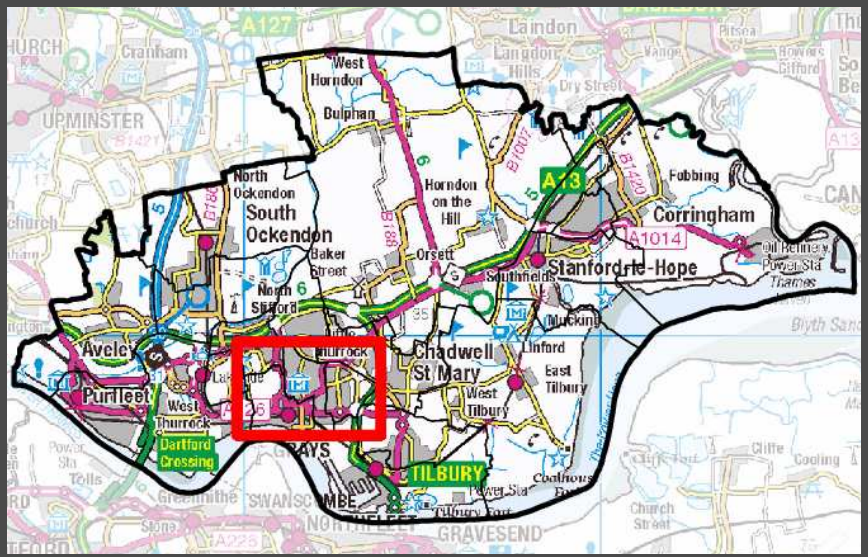


Grays Thurrock Ward

(E05002236)

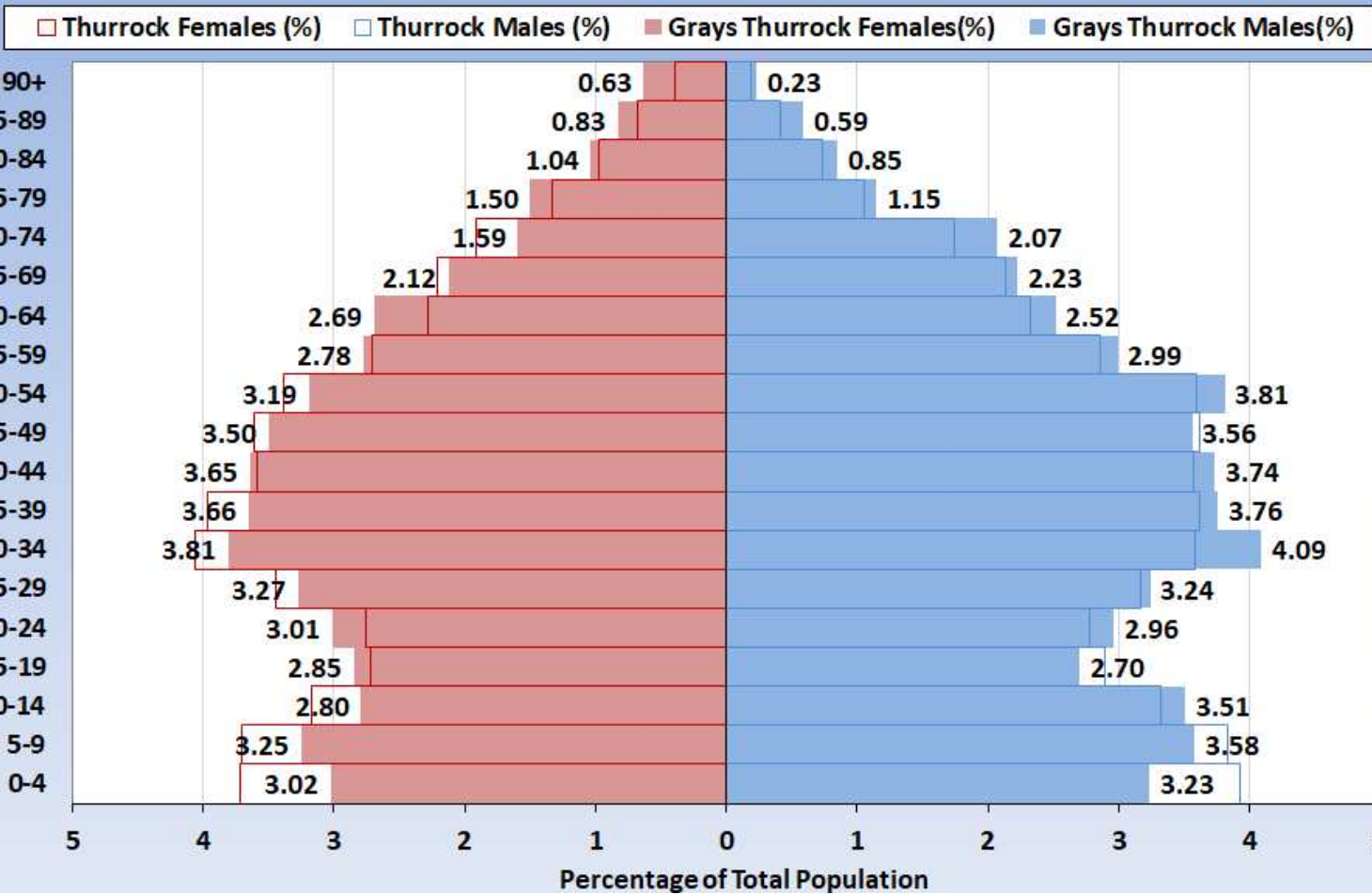
Published by Thurrock Public Health
2017/18

 thurrock.gov.uk



Population Pyramid

Grays Thurrock Population Pyramid, 2017



Grays Thurrock has a similar population when compared to Thurrock.

However, there is a smaller proportion of 0-9yr olds.

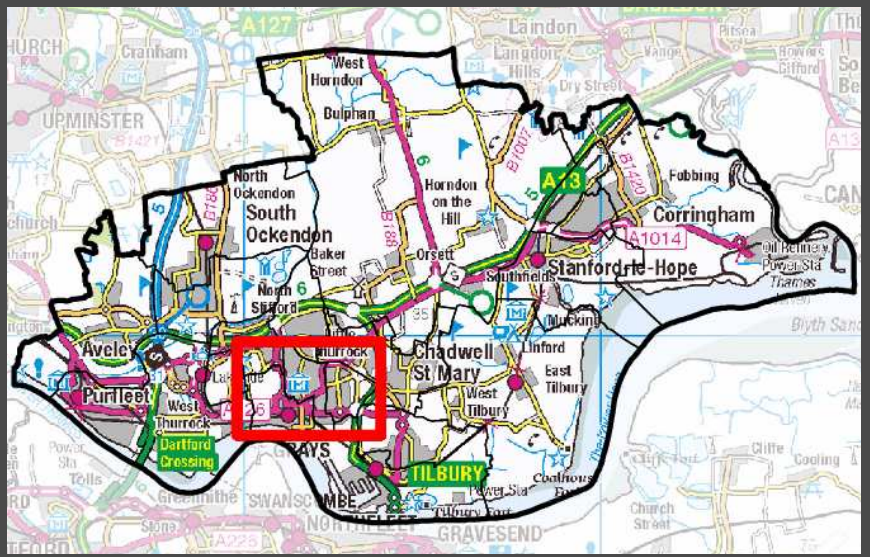
Source: ONS Mid-Year Estimates 2017



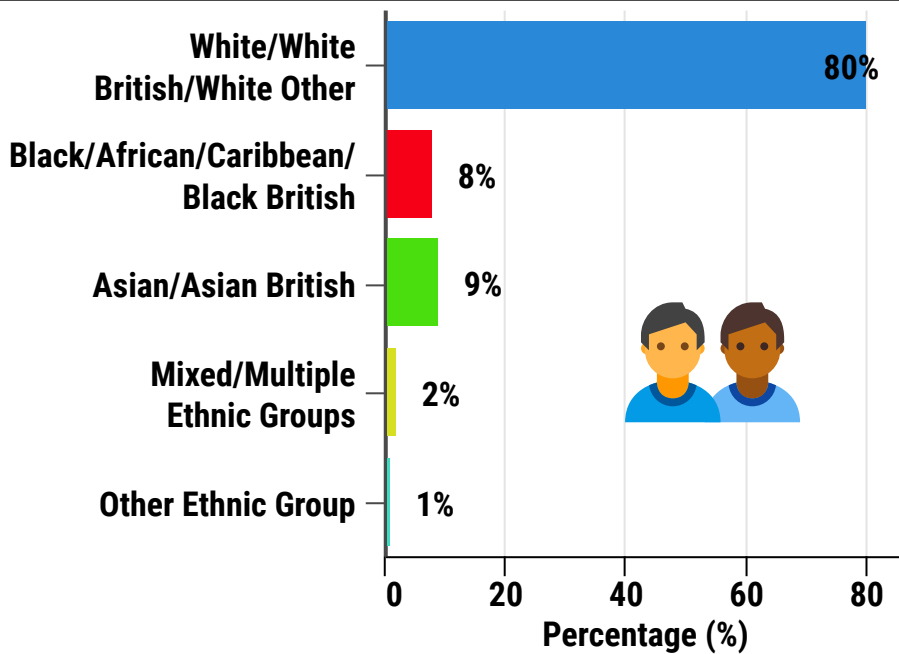
Grays Thurrock Ward (E05002236)

Published by Thurrock Public Health
2017/18

 thurrock.gov.uk



Ethnicity Groups (%)



Deprivation

Grays Thurrock is ranked 9th out of the 20 Thurrock wards

1 = Most Deprived
20 = Least Deprived




Deprivation is strongly associated with poor physical and mental health

Source: DCLG (Department of Communities and Local Government)

Employment

Employment Status	Grays Thurrock Ward (%)	Thurrock (%)
Employee: Full-time	41.9	42.3
Employee: Part-time	14.4	14.5
Self-employed	8.5	9.0
Unemployed	5.4	5.2
Retired	11.8	12.2
Looking after home or family	4.7	5.1
Long-term sick or disabled	3.5	3.4
Student (inc. full-time students)	4.0	3.5



Being in employment has been shown to be highly protective to one's health.

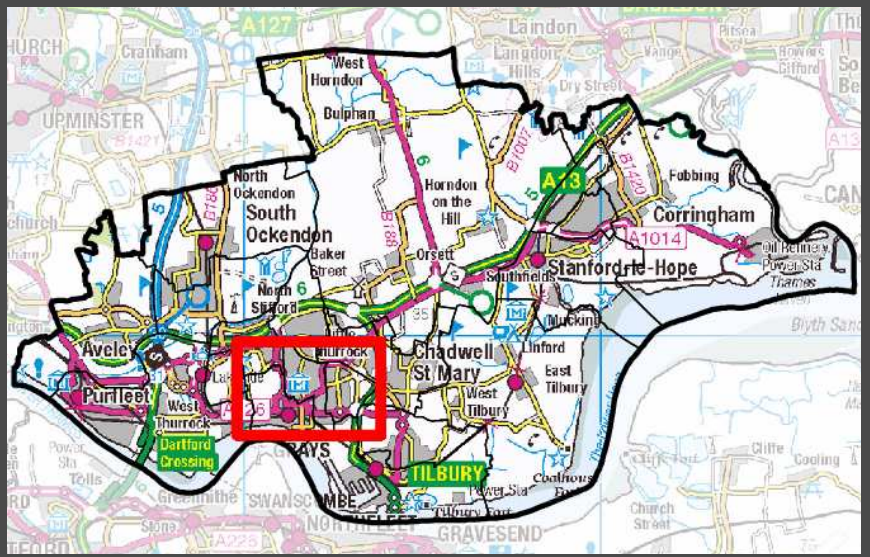
Conversely, evidence shows that being unemployed is linked to poor physical and mental health outcomes.

Grays Thurrock Ward

(E05002236)

Published by Thurrock Public Health
2017/18

 thurrock.gov.uk



Primary School

St Thomas of Canterbury Catholic Primary School



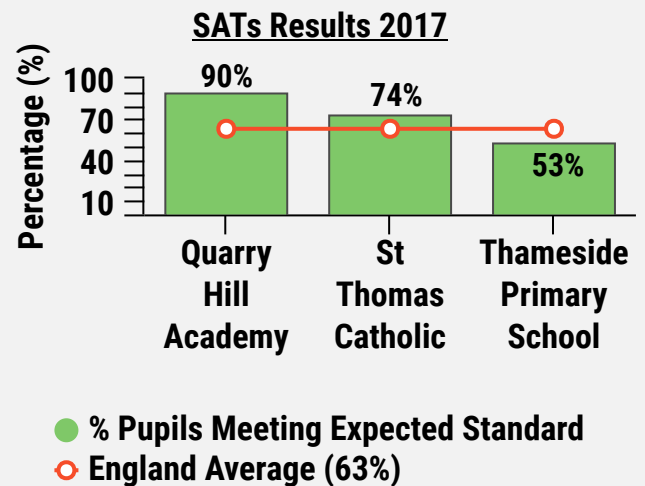
Approx pupils - 703
Ofsted rating - No data available/applicable

Thameside Primary School

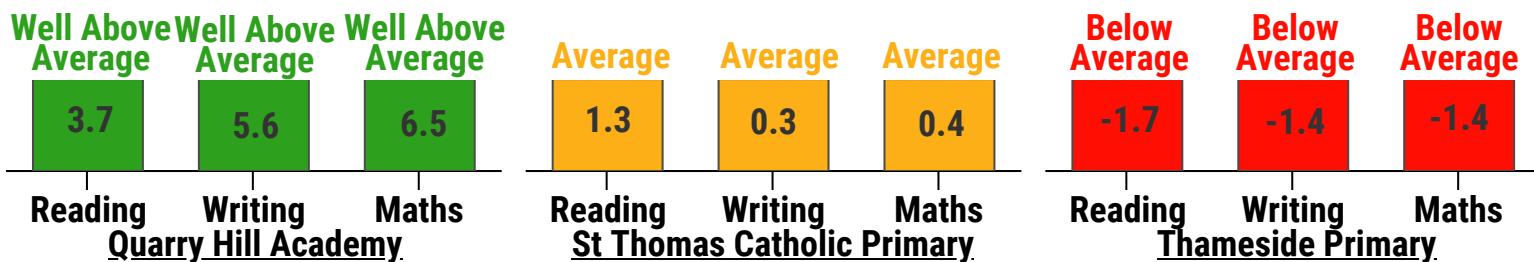
Approx pupils - 746
Ofsted rating - Good

Quarry Hill Academy

Approx pupils - 542
Ofsted rating - Outstanding



Government pupil progress score, comprises of key stage 1 assessments & key stage 2 tests, compared to pupils across England. Scoring range is -5 & +5, 0.0 being the average.



Secondary Schools

Grays Covent High School

Approx pupils - 580
Ofsted rating - Good

Well Above Average

0.68

Progress 8 Measure

Grays Covent High School



Government Progress 8 Measure, is made between the end of key stage 2 and the end of key stage 4, compared to pupils across England. Scoring range is -5 & +5, 0.0 being the average.

The Hathaway Academy

Approx pupils - 758
Ofsted rating - Good

Below Average

-0.48

Progress 8 Measure

The Hathaway Academy

Educational achievement is strongly correlated with good health. Research demonstrates that people with high levels of educational achievement live longer and spend a smaller percentage of their lives living with poor health.

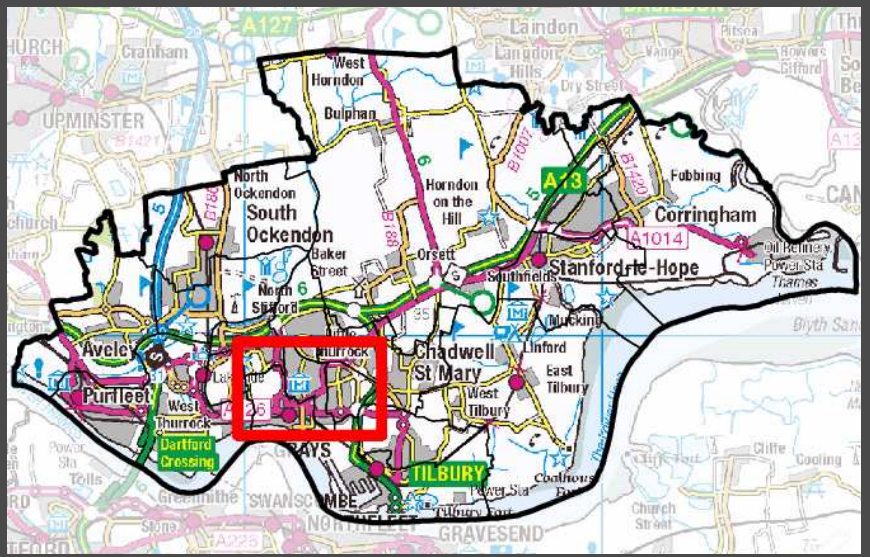
Source: www.compare-school-performance.service.gov.uk

Grays Thurrock Ward

(E05002236)

Published by Thurrock Public Health
2017/18

 thurrock.gov.uk



Reported Crime 2016



Count of crimes Oct'16 to Sep'17 - 656

Crime rate per 1,000 persons - 46.82

Thurrock crime rate per 1,000 persons - 47.62

England crime rate per 1,000 persons - 149.58



Reported crime rates in Grays Thurrock ward are statistically significantly lower than England's. Compared to Thurrock there is a similar crime rate within this Ward.

Source: www.ukcrimestats.com

Residents Views



63% of Grays Thurrock residents are satisfied with their local area where they live.

40% of Grays Thurrock residents feel safe going outside in their local area after dark.



Persons feeling unsafe and less satisfied within their area could lead to social isolation and impact negatively on physical/mental health.

Source: *Thurrock Council Residents Survey 2016*

Community Support

Local Area Coordinator (LAC)

A local area coordinator connects individuals with support and assets within their local community.

Overview and examples of help can be found at
- www.thurrock.gov.uk/local-area-coordinators-help-in-community

Ward LAC - Ian Barnett
Mobile - 07786423474
Email - IBarnett@thurrock.gov.uk



Community Led Support (CLS)

A new approach to bring Adult Social Care into the community. CLS is being introduced initially in the Tilbury and Chadwell area.



Contact Thurrock First – 01375 511000
OR

Pop along to one of the CLS 'Talking Shop' drop in sessions advertised via
www.strongertogether.org.uk

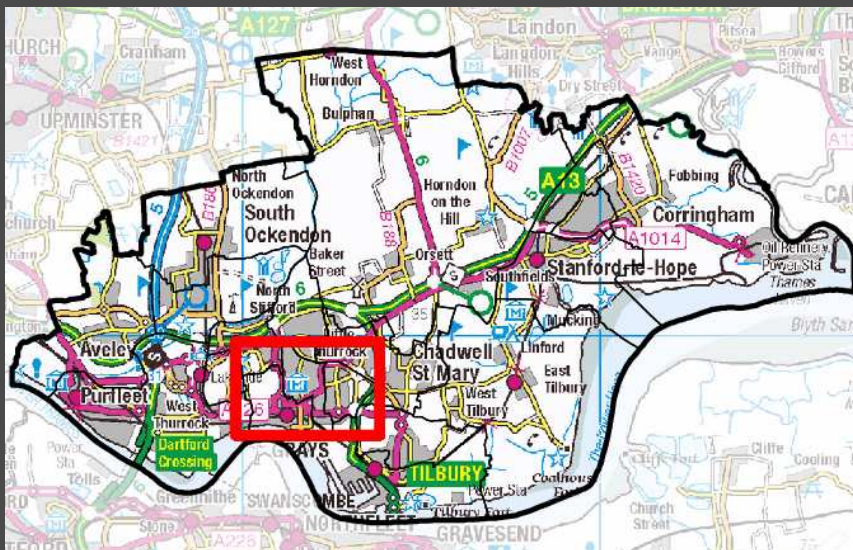
Source: *Thurrock Council Adult, Housing & Health*

Grays Thurrock Ward

(E05002236)

Published by Thurrock Public Health
2017/18

 thurrock.gov.uk



● = Not statistically different

● = Statistically significantly different

Binge Drinking

Grays Thurrock Ward - 17.5%

England - 20.0%



(% of population 16+ that binge drink)

Binge drinking can increase blood pressure, affect mood and memory & longer term, can lead to mental and physical health issues.

Source - PHE Local Health (2006/08)

Smoking

Grays Thurrock Ward - 21.1%

England - 18%



(Prevalence of 18yrs+ self-reported smoker)

Smoking causes 84% of deaths from lung cancer & 83% of deaths from chronic obstructive pulmonary disease (COPD)

Source - ASH Ready Reckoner (2016)

Obesity (Adult)

Grays Thurrock Ward - 27.5%

England - 24.1%



(% of population aged 16+ with a BMI 30+)

Obesity causes high blood pressure, leading to strokes, high cholesterol, high blood sugar, and heart disease.

Source - PHE Local Health (2006/08)

Obesity (Child)

Grays Thurrock Ward - 23.1%

England - 19.3%



(% of children Yr 6 - overweight or obese)

Childhood obesity can lead to adult obesity & serious health issues including heart disease, type 2 diabetes, asthma, social discrimination, depression.

Source - PHE Local Health (2013/14-2015/16)

General Health



4.9% of persons reported that their general health was bad / very bad.

Conversely 81.8% of persons reported their general health as good / very good.



Life Expectancy at Birth



Male - 79yrs
(England 79yrs)



Female - 80yrs
(England 83yrs)

Life expectancy is a function of multiple elements including poor diet/lifestyle (excessive alcohol/drugs), environmental factors such as housing and air quality, educational attainment, deprivation and access to high quality of health services.

Source: PHE Local Health (2011-2015)

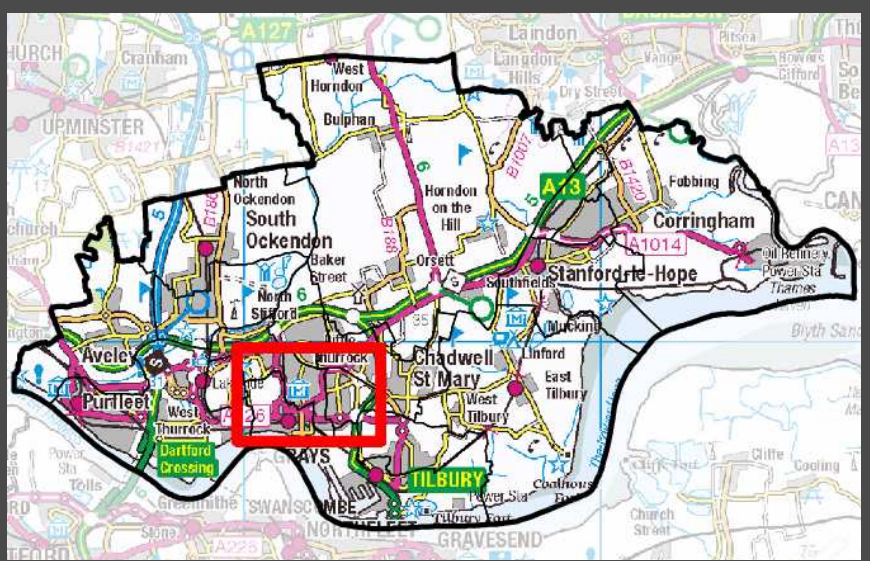
(Source for all data in this profile is Census 2011 unless otherwise stated)

Grays Thurrock Ward

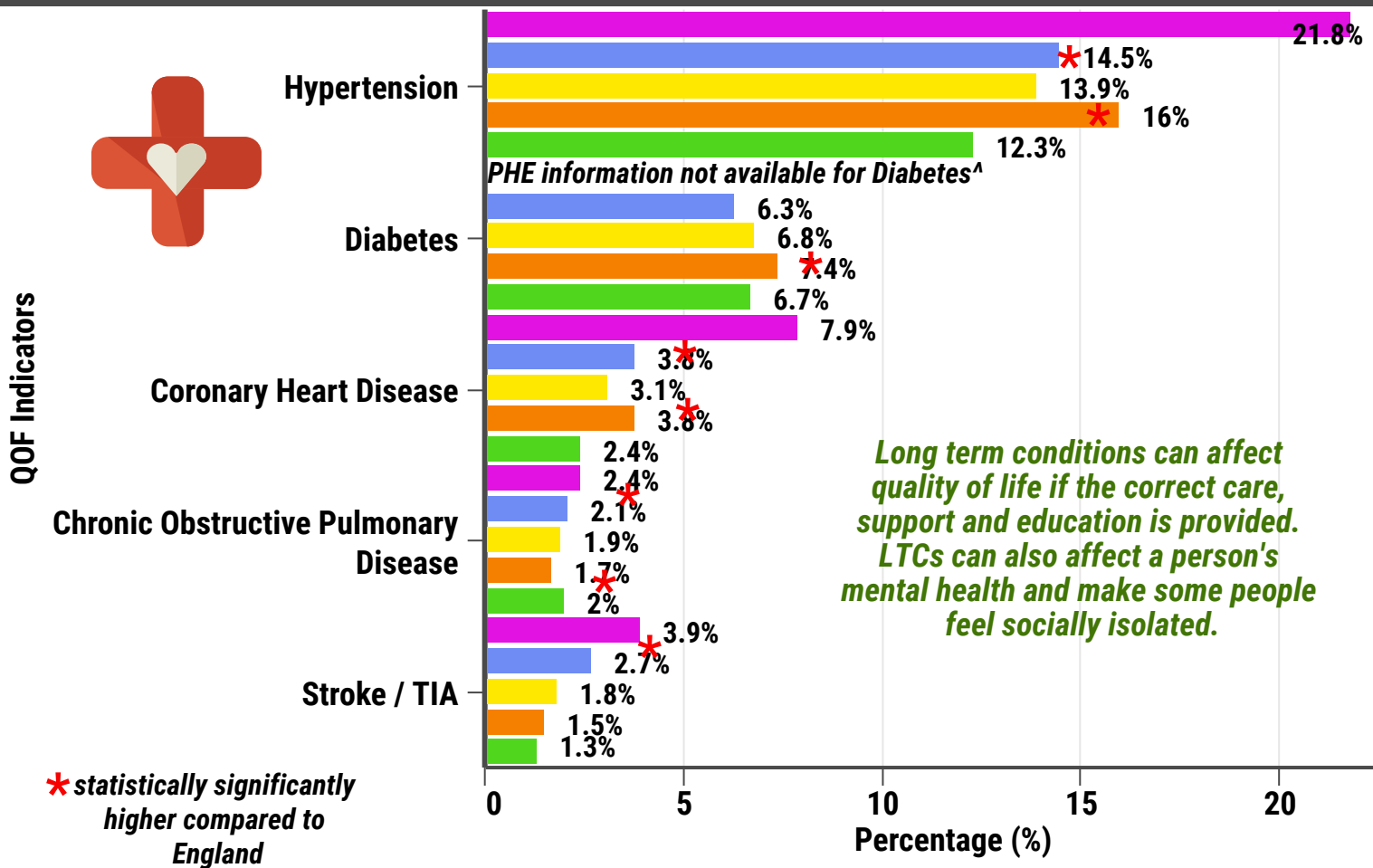
(E05002236)

Published by Thurrock Public Health
2017/18

 thurrock.gov.uk



Long Term Conditions (LTC) 2017/18



- East Thurrock Road Centre (% of practice adult population diagnosed and receiving treatment)
- Milton Road Surgery (% of practice adult population diagnosed and receiving treatment)
- England (% of practice adult population diagnosed and receiving treatment)
- Dell Medical Centre (average % of practice adult population diagnosed and receiving treatment)
- PHE estimates[^] for above Practices (% of adult population diagnosed and undiagnosed)

PHE estimate numbers (combined all above GP practises) of additional undiagnosed patients not receiving treatment[^]



Stroke - 272
Hypertension - 1,041
 Diabetes - NA
Coronary Heart Disease - 626
 Chronic Obstructive Pulmonary Disease - 54

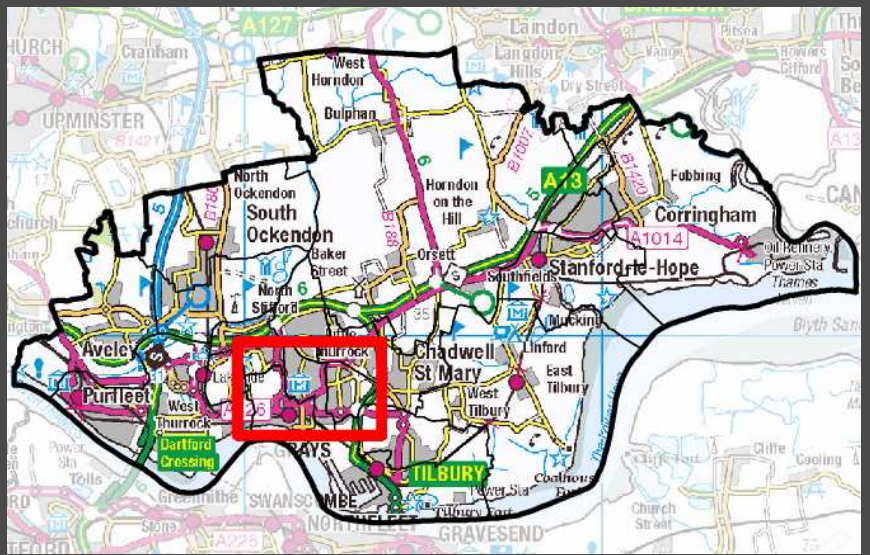


Grays Thurrock Ward

(E05002236)

Published by Thurrock Public Health
2017/18

 thurrock.gov.uk



Pharmacies

Unicare Pharmacy
89 Orsett Road

Opening Times
Mon - Fri
9.00 - 7.00pm

Allcures
34 East Thurrock Road

Opening Times
Mon - Fri
9.00 - 6.30pm



Steves Chemist
36 Bridge Road

Opening Times
Mon - Fri
9.00 - 1.00pm; 1.30pm - 5.30pm



Source: Local Pharmaceutical Committees (LPCs)

GP Practices

Milton Road Surgery

List Size-3,497
CQC - Good
(Oct 2018)

14% patients
had same day
appointment

The Dell Medical Centre

List Size-4,416
CQC - Good
(Nov 2017)

65% patients
had same day
appointment



(England Average 33%)



East Thurrock Road Medical Centre

List Size-5,641
CQC - Good
(July 2017)


33% patients
had same day
appointment

Source: National GP Patient Survey 2018 /NHS Choices

Facilities in the community

Social Groups

- Adult Reading Group
- Audio Book Club
- Baby Rhyme Time
- Coffee Morning
- Kathy Club
- St Thomas's Senior Citizens Club
- Tea Dance
- Thurrock Antiques and collectors club
- Code Club
- Read Aloud book group



Community Groups

- Chess Club
- Local History Society
- Thurrock Art Society



Community Buildings

- The Sunshine Centre
- Tilbury Community Hub



Craft Groups

- Thurrock Society for Artist with Disabilities
- Colour me Calm



Health & Sports Groups

- BASIS - Support Group for the visually impaired
- Beautiful MIND - Dementia Friendly Cinema Experience
- Ready Steady Go



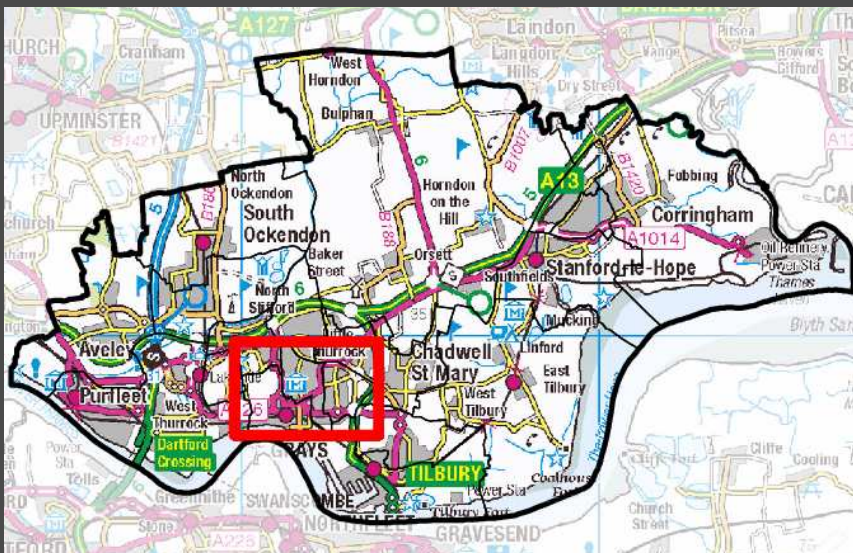
Source: Thurrock CVS - www.strongertogether.org.uk

Grays Thurrock Ward

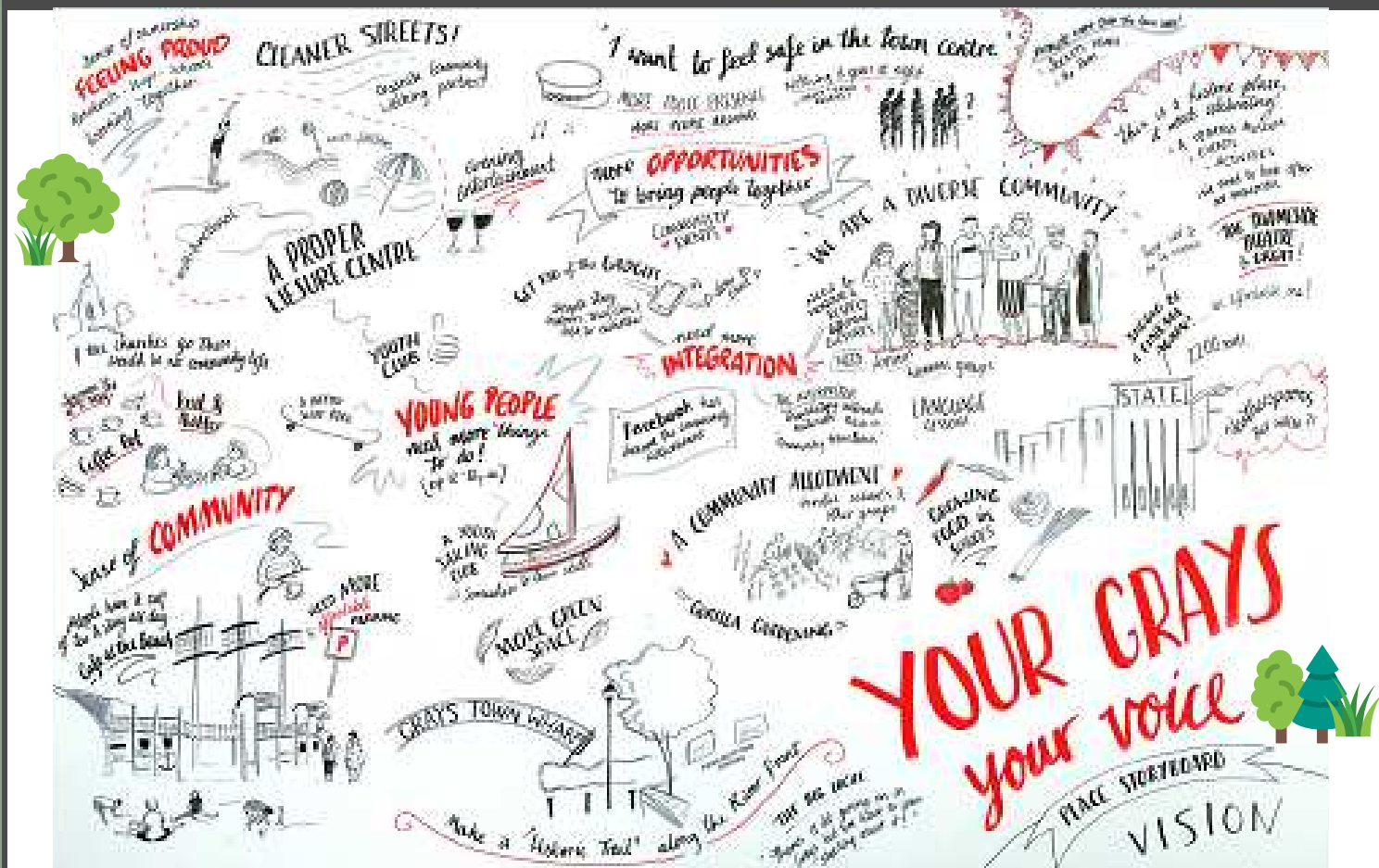
(E05002236)

Published by Thurrock Public Health
2017/18

 thurrock.gov.uk



Your Place Your Voice



For more details on growth within Thurrock please visit - www.thurrock.gov.uk/planning-and-growth

Ward population - 9,657
Males - 4,907
Females - 4,750

Thameside Primary School, Quarry Hill Academy, St Thomas of Canterbury, Grays Covent Highschool and The Hathaway Academy

Grays Thurrock deprivation rank: 9/20

Three GP surgeries and three pharmacies within this ward

Life expectancy from birth- Male - 79yrs Female - 80yrs

Smoking prevalence-21.1% (significantly higher than England-18%)

Crime rate per 1,000 persons-46.82 (similar to the Thurrock crime rate of 47.62)

Binge drinking prevalence- 18.3% (not statistically different from England- 20.0%)

PHE models of undiagnosed patients - Hypertension - 1,041, Coronary Heart Disease - 626, Chronic Obstructive Pulmonary Disease - 54, Stroke - 272

Obesity (Adults) prevalence-29.9% (not statistically different from England-24.1%)

Childhood obesity prevalence is 26.2% (significantly higher than England-19.3%)

Unemployment is higher, compared to Thurrock

Summary of Grays Thurrock Ward