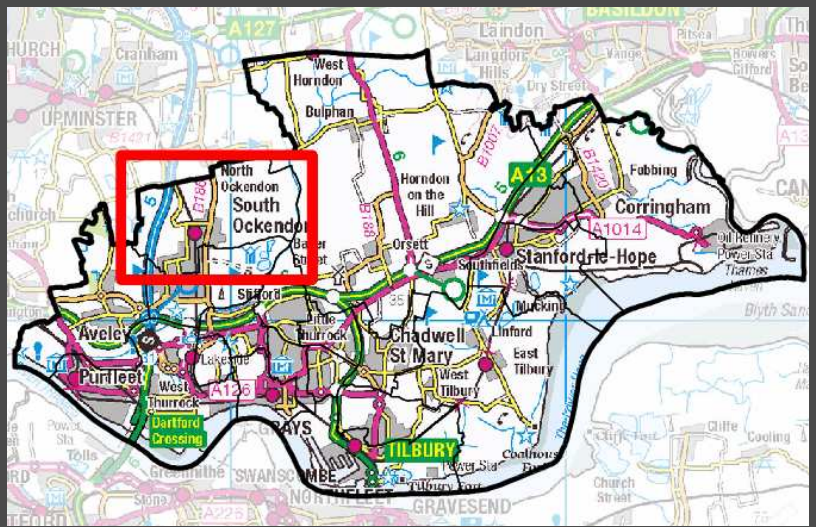


Ockendon Ward (E05002239)

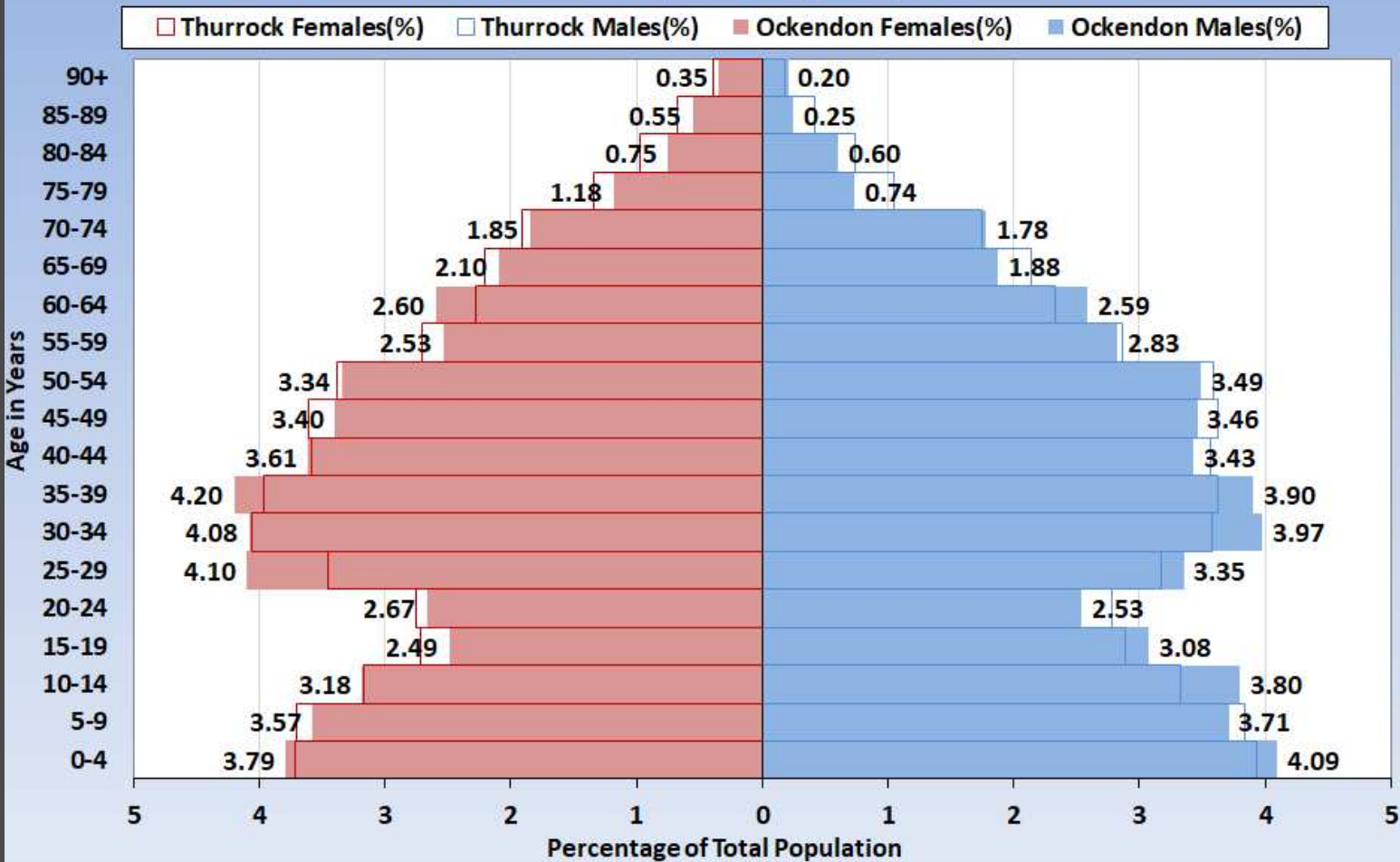
Published by Thurrock Public Health
2017/18

 thurrock.gov.uk



Population Pyramid

Ockendon Population Pyramid, 2017



Ockendon Ward has a similar population when compared to Thurrock.

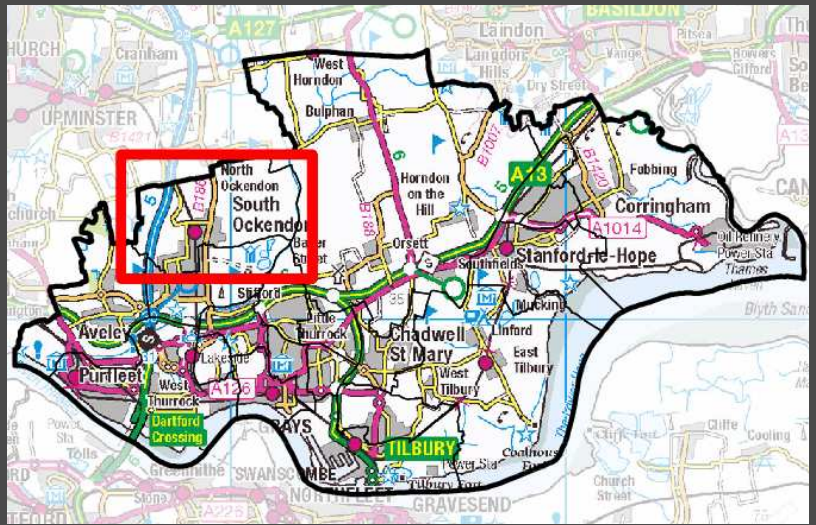
Source: ONS Mid-Year Estimates 2017



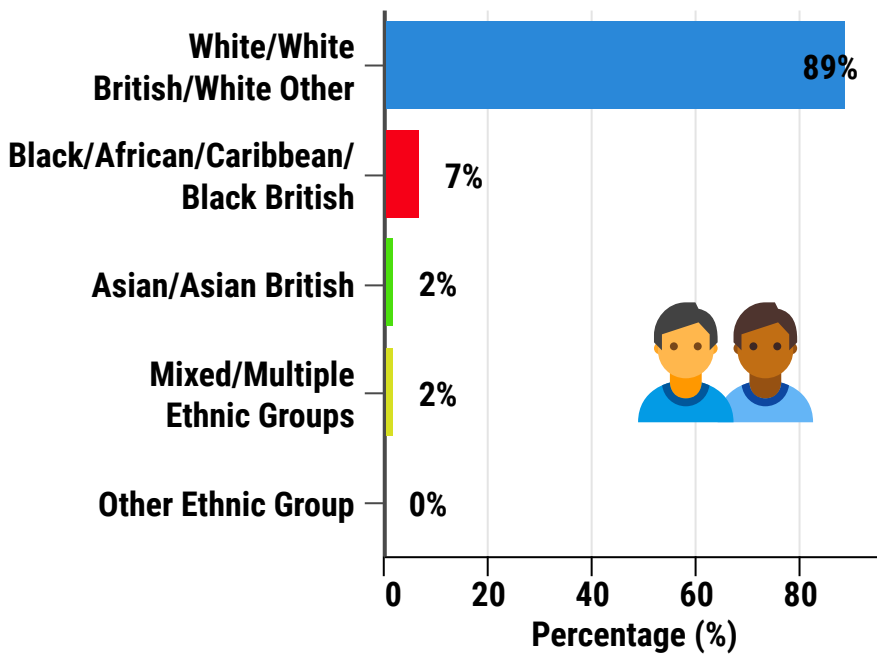
Ockendon Ward (E05002239)

Published by Thurrock Public Health
2017/18

 thurrock.gov.uk



Ethnicity Groups (%)



Deprivation

Ockendon is ranked 8th out of the 20 Thurrock wards

1 = Most Deprived
20 = Least Deprived




Deprivation is strongly associated with poor physical and mental health

Source: DCLG (Department of Communities and Local Government)

Employment

Employment Status	Ockendon Ward (%)	Thurrock (%)
Employee: Full-time	40.4	42.3
Employee: Part-time	14.3	14.5
Self-employed	8.2	9.0
Unemployed	6.7	5.2
Retired	12.2	12.2
Looking after home or family	5.5	5.1
Long-term sick or disabled	5.1	3.4
Student (inc. full-time students)	3.4	3.5



Being in employment has been shown to be highly protective to one's health.

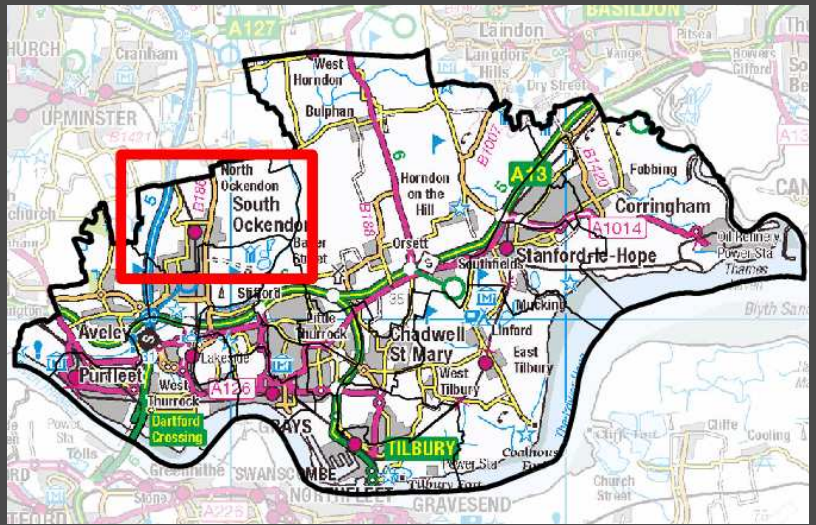
Conversely evidence shows that being unemployed is linked to poor physical and mental health outcomes.

(Source for all data in this profile is Census 2011 unless otherwise stated)

Ockendon Ward (E05002239)

Published by Thurrock Public Health
2017/18

 thurrock.gov.uk



Primary Schools

Benyon Primary School

Approx pupils - 218
Ofsted rating - Good



Beacon Hill Academy

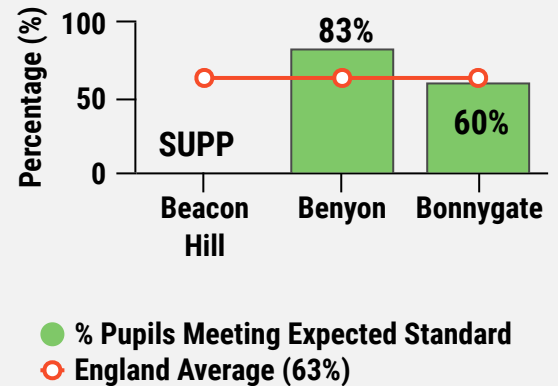
Approx pupils - 70
Ofsted rating - Outstanding
(Suppressed Data - SUPP)

Bonnygate Primary School

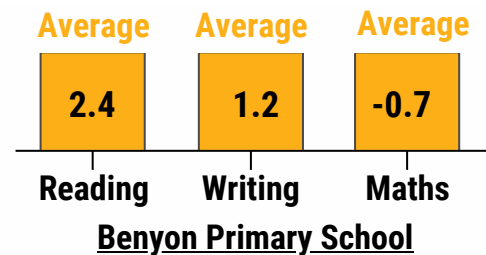
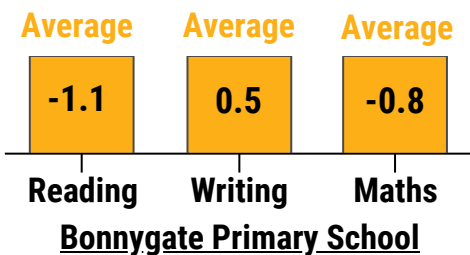
Approx pupils - 447
Ofsted rating - Good



SATs Results 2017



Government pupil progress scores, comprised of key stage 1 assessments & key stage 2 tests, compared to pupils across England. Scoring range is -5 & +5, 0.0 being the average.



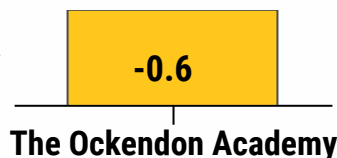
Secondary Schools

The Ockendon Academy

Approx pupils - 1176
Ofsted rating - Inadequate

Beacon Hill Academy

Approx pupils - 70
Ofsted rating - Outstanding
(Suppressed Data - SUPP)



Government Progress 8 Measure, is made between the end of key stage 2 and the end of key stage 4, compared to pupils across England. Scoring range is -5 & +5, 0.0 being the average.

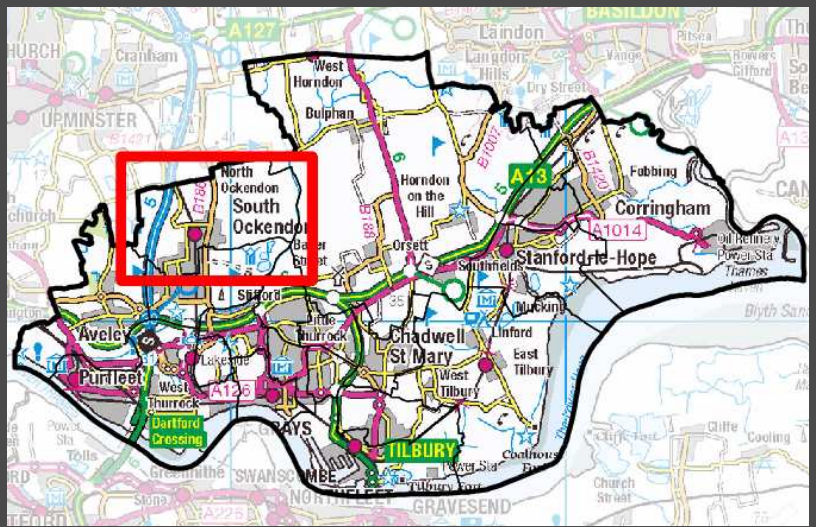
Educational achievement is strongly correlated with good health. Research demonstrates that people with high levels of educational achievement live longer and spend a smaller percentage of their life living with poor health.

Source: www.compare-school-performance.service.gov.uk

Ockendon Ward (E05002239)

Published by Thurrock Public Health
2017/18

 thurrock.gov.uk



Reported Crime 2016



Count of crimes Oct'16 to Sep'17 - 914

Crime rate per 1,000 persons - 65.23

Thurrock crime rate per 1,000 persons - 47.62

England crime rate per 1,000 persons - 149.58



Reported crime rates in Ockendon ward are statistically significantly lower than England's. However when compared to Thurrock there is a higher crime rate within this Ward.

Source: www.ukcrimestats.com

Residents Views



59% of Ockendon residents are satisfied with their local area where they live.

54% of Ockendon residents feel safe going outside in their local area after dark.



Persons feeling unsafe and less satisfied within their area could lead to social isolation and impact negatively on physical/mental health.

Source: Thurrock Council Residents Survey 2016

Community Support

Local Area Coordinator (LAC)

A local area coordinator connects individuals with support and assets within their local community.

Overview and examples of help can be found at
- www.thurrock.gov.uk/local-area-coordinators-help-in-community

Ward LAC - Pauline White
Mobile - 07710950319
Email - Pwhite@thurrock.gov.uk



Community Led Support (CLS)

A new approach to bring Adult Social Care into the community. CLS is being introduced initially in the Tilbury and Chadwell area.




Contact Thurrock First – 01375 511000
OR

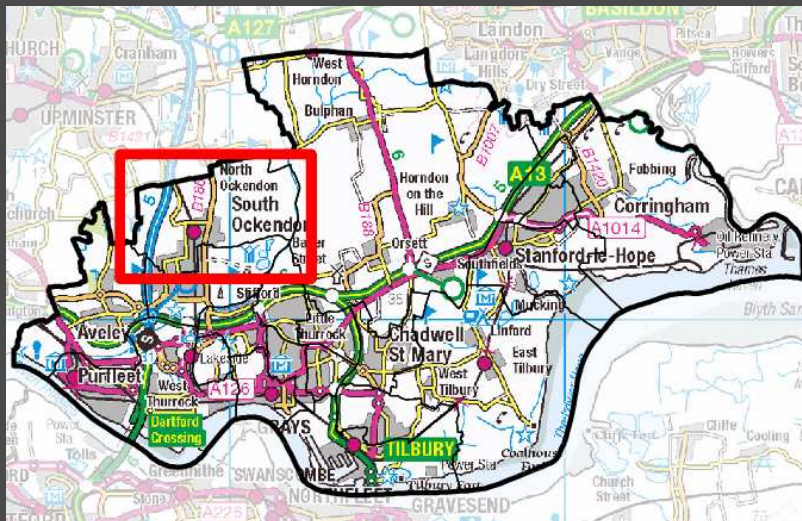
Pop along to one of the CLS 'Talking Shop' drop in sessions advertised via
www.strongertogether.org.uk

Source: Thurrock Council Adult, Housing & Health

Ockendon Ward (E05002239)

Published by Thurrock Public Health
2017/18

 thurrock.gov.uk



● = Not statistically different

● = Statistically significantly different

Binge Drinking

Ockendon Ward - 17.9%

England - 20.0%



(% of population 16+ that binge drink)

Binge drinking can increase blood pressure, affect mood and memory & longer term, can lead to mental and physical health issues.

Source - PHE Local Health (2006/08)

Smoking

Ockendon Ward - 21.4%

England - 18%



(Prevalence of 18yrs+ self-reported smoker)

Smoking causes 84% of deaths from lung cancer & 83% of deaths from chronic obstructive pulmonary disease (COPD)

Source - ASH Ready Reckoner (2018)

Obesity (Adult)

Ockendon Ward - 28.6%

England - 24.1%



(% of population aged 16+ with a BMI 30+)

Obesity causes high blood pressure, leading to strokes, high cholesterol, high blood sugar, and heart disease.

Source - PHE Local Health (2006/08)

Obesity (Child)

Ockendon Ward - 24.9%

England - 19.3%



(% of children Yr 6 - overweight or obese)

Childhood obesity can lead to adult obesity & serious health issues including heart disease, type 2 diabetes, asthma, social discrimination, depression.

Source - PHE Local Health (2013/14-2015/16)

General Health



6.5% of persons reported that their general health was bad / very bad.

Conversely 79.8% of persons reported their general health as good / very good.



Life Expectancy at Birth



Male - 79yrs
(England 79yrs)



Female - 81yrs
(England 83yrs)

Life expectancy is a function of multiple elements including poor diet/lifestyle (excessive alcohol/drugs), environmental factors such as housing and air quality, educational attainment, deprivation and access to high quality of health services.

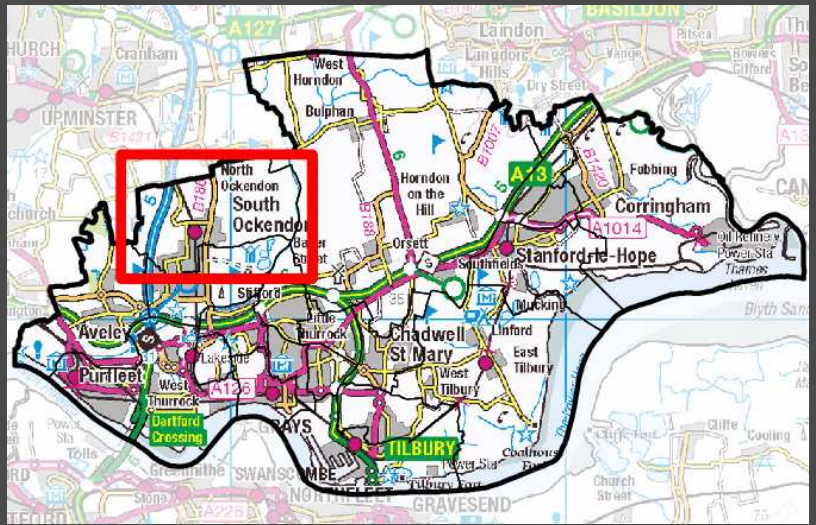
Source: PHE Local Health (2011-2015)

(Source for all data in this profile is Census 2011 unless otherwise stated)

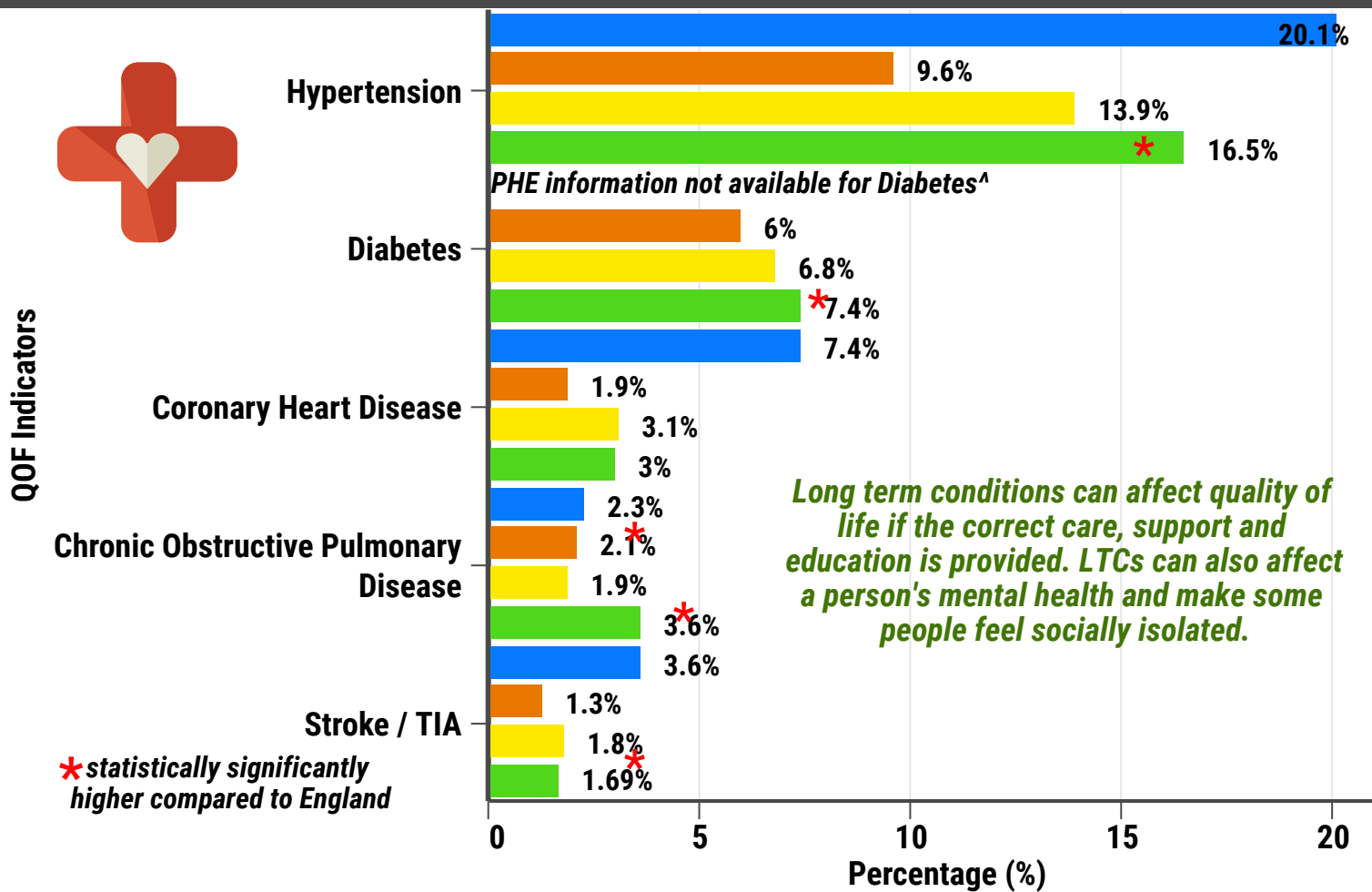
Ockendon Ward (E05002239)

Published by Thurrock Public Health
2017/18

 thurrock.gov.uk



Long Term Conditions (LTC) 2017/18



- Pear Tree Surgery (% of practice adult population diagnosed and receiving treatment)
- England (% of practice adult population diagnosed and receiving treatment)
- Derry Court Medical Practice (% of practice adult population diagnosed and receiving treatment)
- PHE estimates[^] for above Practices (average % of adult population diagnosed and undiagnosed)

PHE estimated number of (combined all above GP practises) of additional undiagnosed patients not receiving treatment[^] (NB "-" indicates an over diagnosis)



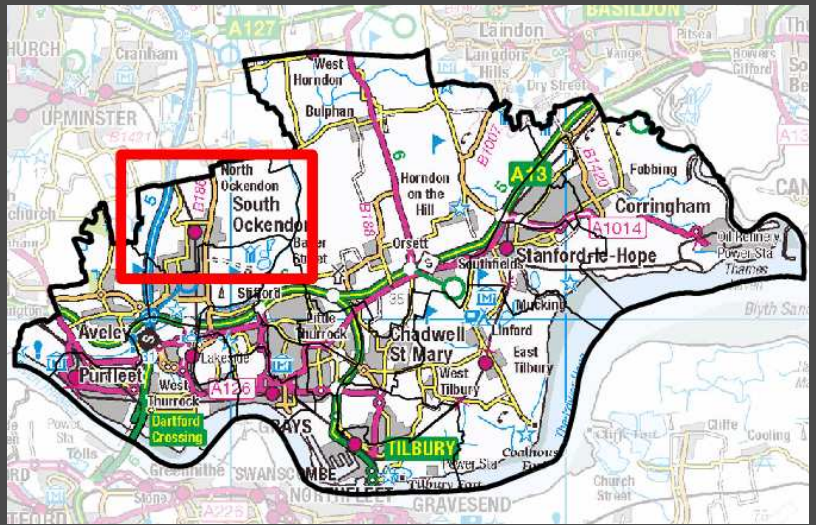
Chronic Obstructive Pulmonary Disease - 73
Stroke - 272
Hypertension - 921
Diabetes - NA
Coronary Heart Disease - 664



Ockendon Ward (E05002239)

Published by Thurrock Public Health
2017/18

 thurrock.gov.uk



Pharmacies

South Road Pharmacy

Opening Times
Mon, Tues, Thurs, Fri
9-1pm; 2-6.30pm
Wed
9-1pm; 2-5.30pm
Sat
9-1pm



Allcures Pharmacy

Opening Times
Mon - Fri
9-5pm



Boots

Opening Times
Mon - Fri
8.30-6.00pm
Sat
9-5.00pm



Hemants Pharmacy

Opening Times
Mon-Fri
9-7pm
Sat
9-5pm

GP Practices

Derry Court Medical Practice

List Size-5,412
CQC - Good
(Aug 2017)

55% patients had same day appointment (England Average 33%)



Pear Tree Surgery

List Size-7,226
CQC - Inadequate
(Sept 2017)

33% patients had same day appointment (England Average 33%)



Source: National GP Patient Survey 2017 /NHS Choices

Source: Local Pharmaceutical Committee (LPC)

Facilities in the community

Community Groups

- Open Door
- Coffee morning
- Brain Games
- Saturday Club
- Social Evening (bingo)
- Scout and Guide Group
- Bowling Club
- BATIAS Zero Five Club




Health & Sports Groups

- Zero 5 Club (Over 18's)
- Shotokan Karate
- Thurrock Bellettes
- Short Mat Bowls
- GKR Karate
- Pulmonary Rehab Clinic
- Thurrock Arthritis Group
- Slimming World
- Weight Watchers
- TIP Toe Stage School
- Brandone Groves FC
- Jazzercise - all ages



Social Groups

- Top Club
- Cariads
- Book Club
- Village Social Club
- Brandon Grove Club
- Over 60s Social Club
- Over 60s Social Club
- Limeclose Over 60s Club



Arts and Crafts

- Wool and the Gang
- China Painting
- Belhus Art Group
- Sewing Club
- Thrift Crafter



Community Buildings

- Ockendon Hub
- Grangewaters Outdoor Centre
- South Ockendon Centre
- Little Belhus Rural Arising

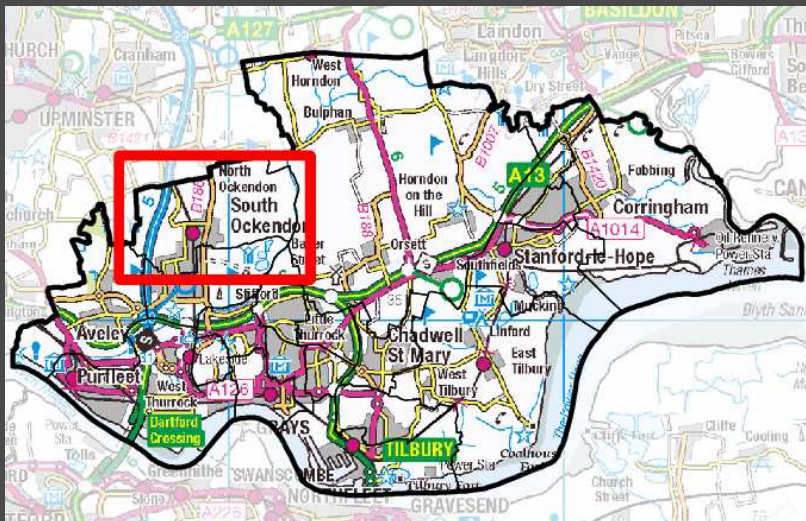


Source: Thurrock CVS - www.strongertogether.org.uk

Ockendon Ward (E05002239)

Published by Thurrock Public Health
2017/18

 thurrock.gov.uk



Your Place Your Voice



For more details on growth within Thurrock please visit - www.thurrock.gov.uk/planning-and-growth

Ward population - 11,248
Males - 5,587
Females - 5,661

Two GP surgeries and four pharmacies within this ward

Smoking prevalence-21.4% (significantly higher than England-18%)

Binge drinking prevalence-17.9% (not statistically different to England-20.0%)

Obesity (Adults) prevalence-28.6% (not statistically different to England-24.1%)

Four schools - Beacon Hill Academy, Benyon, Bonnygate and The Ockendon Academy

Summary of Ockendon Ward

Childhood obesity prevalence-24.9% (significantly statistically higher than England-19.3%)

Ockendon deprivation rank: 8/20

Life expectancy from birth- Male - 79yrs Female - 81yrs

Crime rate per 1,000 persons-65.23 (higher than the Thurrock crime rate of 47.62)

PHE models of undiagnosed patients - Hypertension - 921, Coronary Heart Disease - 664, Chronic Obstructive Pulmonary Disease - 73, Stroke - 272

Unemployment is higher, compared to Thurrock