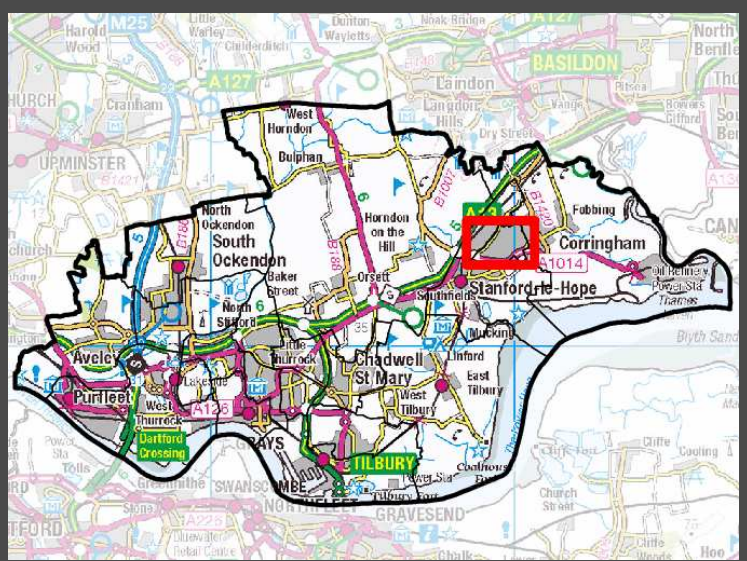


Stanford East and Corringham Town (SE & CT) Ward (E05002242)

Published by Thurrock Public Health 2017/18

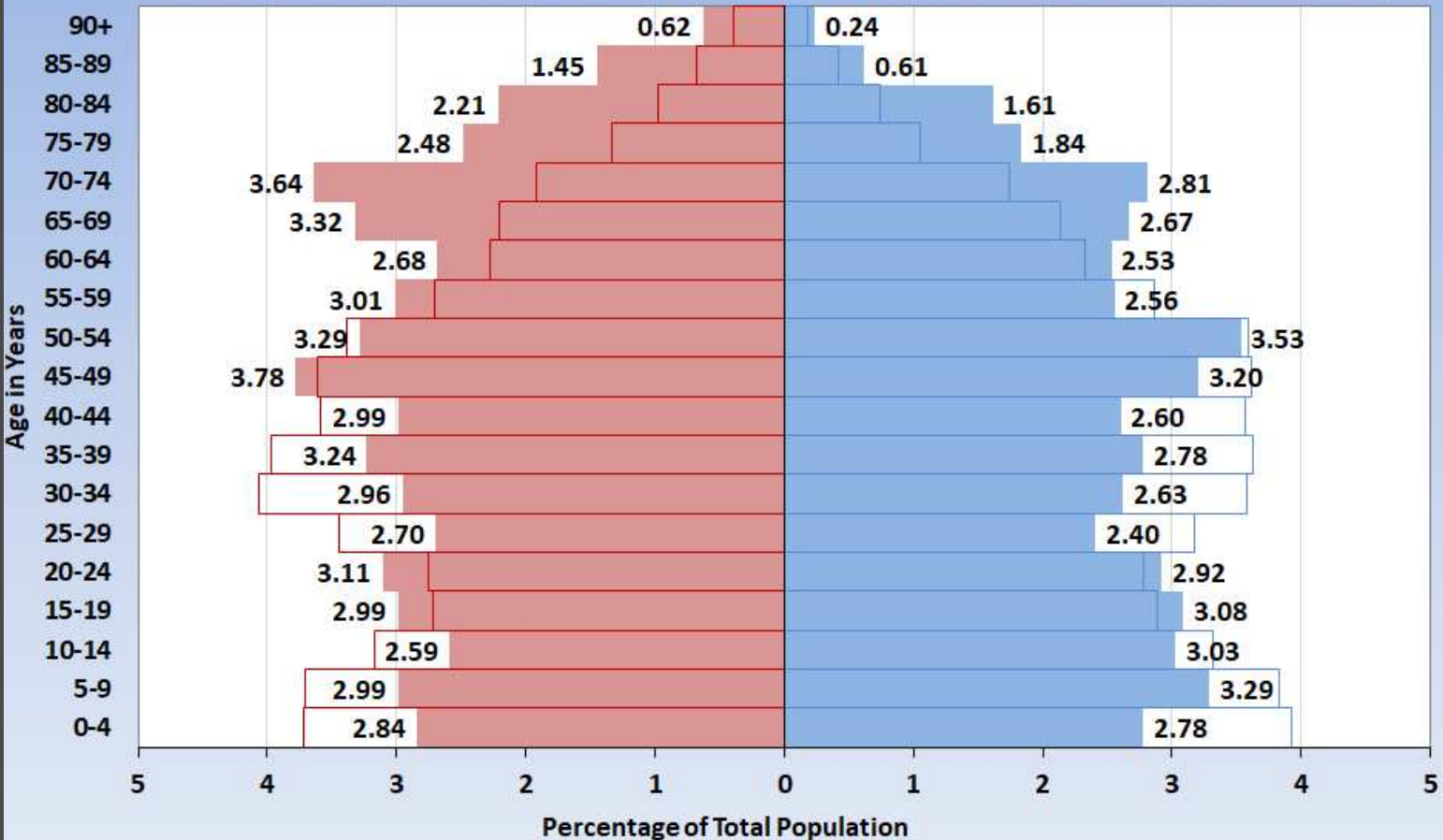
 thurrock.gov.uk



Population Pyramid

Stanford East & Corringham Town Population Pyramid, 2017

□ Thurrock Females(%)
 □ Thurrock Males(%)
 ■ SE & CT Females(%)
 ■ SE & CT Males(%)



SE & CT Ward has a greater percentage of adults 60-90+yrs compared to Thurrock.

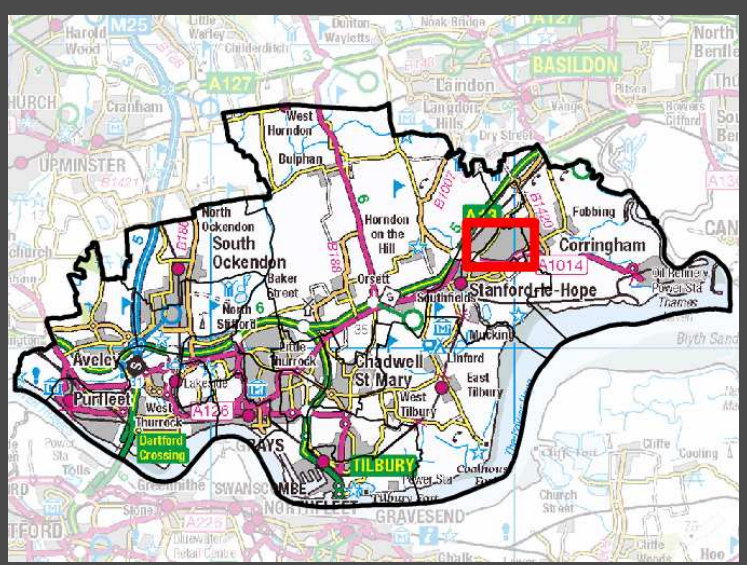
Conversely there is a smaller portion of children aged 0-14yr olds and adults 25-44yrs old

Source: ONS Mid-Year Estimates 2017

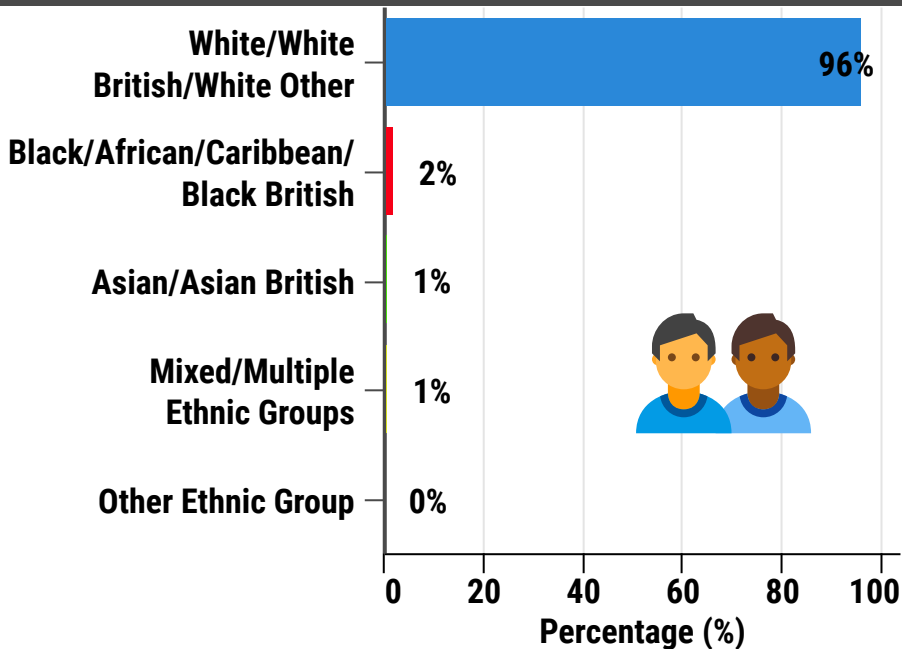


Stanford East and Corringham Town Ward (E05002242)

Published by Thurrock Public Health
2017/18



Ethnicity Groups (%)



Deprivation

SE & CT is ranked 10th out of the 20 Thurrock wards

1 = Most Deprived
20 = Least Deprived




Deprivation is strongly associated with poor physical and mental health

Source: DCLG (Department of Communities and Local Government)

Employment

Employment Status	SE & CT Ward (%)	Thurrock (%)
Employee: Full-time	35.7	42.3
Employee: Part-time	14.5	14.5
Self-employed	8.2	9.0
Unemployed	4.9	5.2
Retired	19.1	12.2
Looking after home or family	5.1	5.1
Long-term sick or disabled	3.9	3.4
Student (inc. full-time students)	3.9	3.5



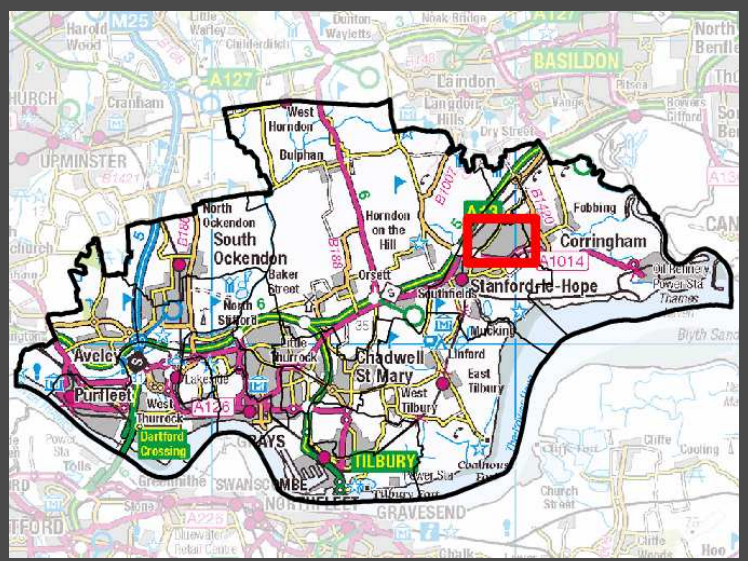
Being in employment has been shown to be highly protective to one's health.

Conversely, evidence shows that being unemployed is linked to poor physical and mental health outcomes.

Stanford East and Corringham Town Ward (E05002242)

Published by Thurrock Public Health
2017/18

 thurrock.gov.uk



Primary Schools (No Secondary Schools within this Ward)

Abbots Hall Primary School

Approx pupils - 225
Ofsted rating - Good



Arthur Bugler Primary School

Approx pupils - 422
Ofsted rating - Good

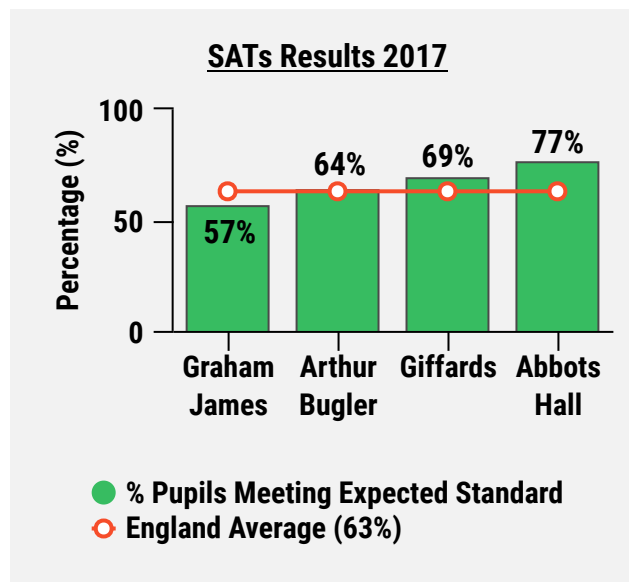
Giffards Primary School

Approx pupils - 440
Ofsted rating - Good

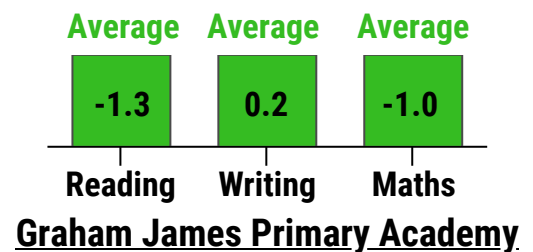
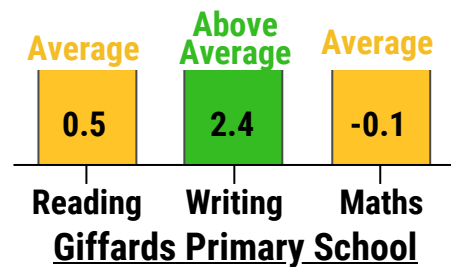





Graham James Primary Academy

Approx pupils - 470
Ofsted rating - Good



Government pupil progress scores, comprised of key stage 1 assessments & key stage 2 tests, compared to pupils across England. Scoring range is -5 & +5, 0.0 being the average.



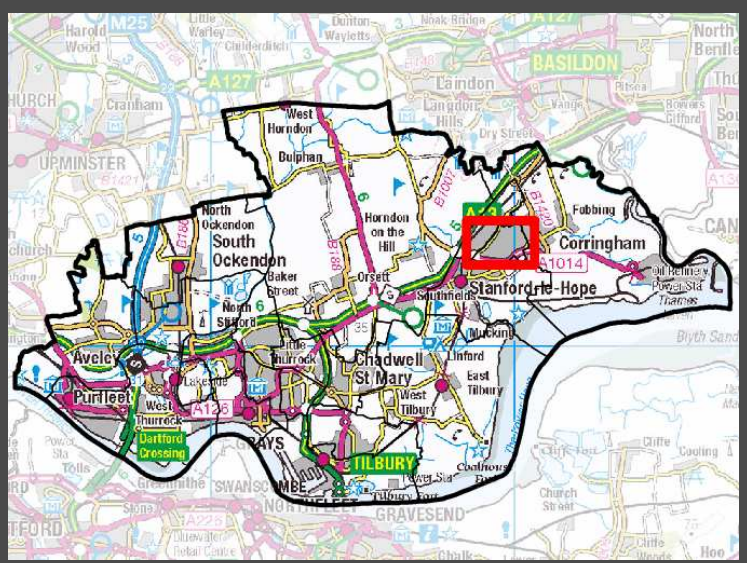
Educational achievement is strongly correlated with good health. Research demonstrates that people with high levels of educational achievement live longer and spend a smaller percentage of their life living with poor health.

Source: www.compare-school-performance.service.gov.uk

Stanford East and Corringham Town Ward (E05002242)

Published by Thurrock Public Health
2017/18

 thurrock.gov.uk



Reported Crime 2016



Count of crimes Oct'16 to Sep'17 - **516**

Crime rate per 1,000 persons - **36.83**

Thurrock crime rate per 1,000 persons - **47.62**

England crime rate per 1,000 persons - **149.58**



Reported crime rates in SE & CT ward are statistically significantly lower than England's. Compared to Thurrock there is a lower crime rate within this Ward.

Source: www.ukcrimestats.com

Residents Views



87% of SE & CT residents are satisfied with their local area where they live.

70% of SE & CT residents feel safe going outside in their local area after dark.



Persons feeling unsafe and less satisfied within their area could lead to social isolation and impact negatively on physical/mental health.

Source: Thurrock Council Residents Survey 2016

Community Support

Local Area Coordinator (LAC)

A local area coordinator connects individuals with support and assets within their local community.

Overview and examples of help can be found at
- www.thurrock.gov.uk/local-area-coordinators-help-in-community

Ward LAC - Christine Searle
Mobile - 07714488318
Email - CSearle@thurrock.gov.uk



Community Led Support (CLS)

A new approach to bring Adult Social Care into the community. CLS is being introduced initially in the Tilbury and Chadwell area.



Contact Thurrock First – 01375 511000
OR

Pop along to one of the CLS 'Talking Shop' drop in sessions advertised via
www.strongertogether.org.uk

Source: Thurrock Council Adult, Housing & Health

Stanford East and Corringham Town Ward (E05002242)

Published by Thurrock Public Health
2017/18

 thurrock.gov.uk



● = Not statistically different

● = Statistically significantly different

Binge Drinking

SE & CT Ward - 16.4%

England - 20.0%



(% of population 16+ that binge drink)

Binge drinking can increase blood pressure, affect mood and memory & longer term, can lead to mental and physical health issues.

Source - PHE Local Health (2006/08)

Smoking

SE & CT Ward - 20.1%

England - 18%



(Prevalence of 18yrs+ self-reported smokers)

Smoking causes 84% of deaths from lung cancer & 83% of deaths from chronic obstructive pulmonary disease (COPD)

Source - ASH Ready Reckoner (2018)

Obesity (Adult)

SE & CT Ward - 29.7%

England - 24.1%



(% of population aged 16+ with a BMI 30+)

Obesity causes high blood pressure, leading to strokes, high cholesterol, high blood sugar, and heart disease.

Source - PHE Local Health (2006/08)

Obesity (Child)

SE & CT Ward - 20.1%

England - 19.3%



(% of children Yr 6 - overweight or obese)

Childhood obesity can lead to adult obesity & serious health issues including heart disease, type 2 diabetes, asthma, social discrimination, depression.

Source - PHE Local Health (2013/14-2015/16)

General Health



6.2% of persons reported that their general health was bad / very bad.

Conversely 77.4% of persons reported their general health as good / very good.



Life Expectancy at Birth



Male - 79yrs
(England 79yrs)



Female - 84yrs
(England 83yrs)

Life expectancy is a function of multiple elements including poor diet/lifestyle (excessive alcohol/drugs), environmental factors such as housing and air quality, educational attainment, deprivation and access to high quality of health services.

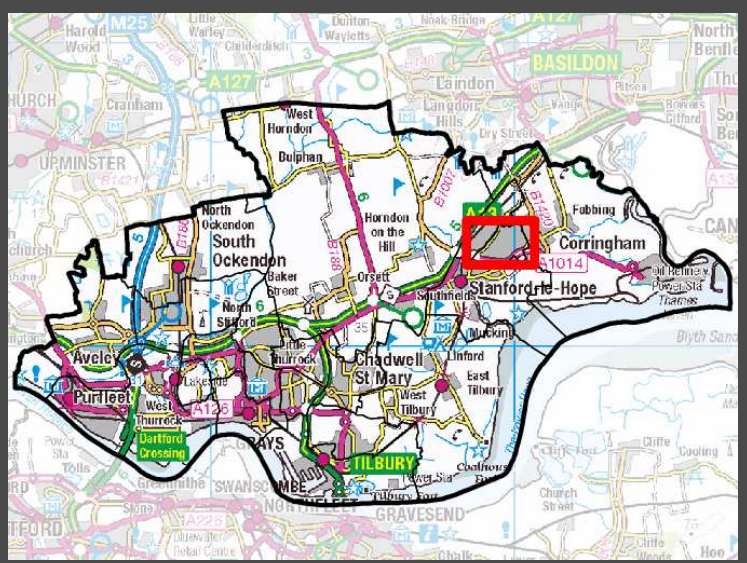
Source: PHE Local Health (2011-2015)

(Source for all data in this profile is Census 2011 unless otherwise stated)

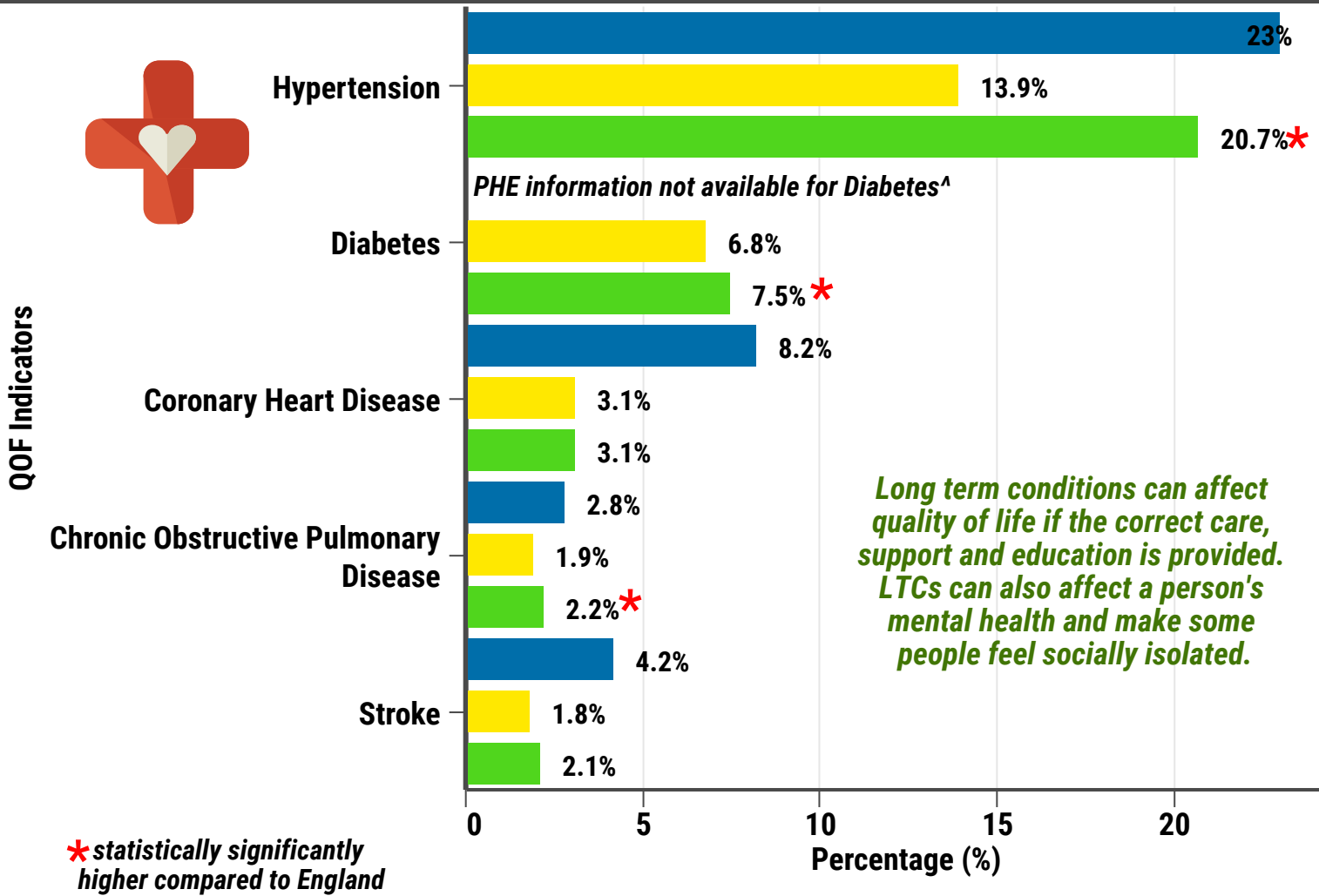
Stanford East and Corringham Town Ward (E05002242)

Published by Thurrock Public Health
2017/18

 thurrock.gov.uk



Long Term Conditions (LTC) 2017/18



- The Sorrells Surgery (% of practice adult population diagnosed and receiving treatment)
- England (% of practice adult population diagnosed and receiving treatment)
- PHE estimates[^] for above practice (average % of adult population diagnosed and undiagnosed)

PHE estimate numbers of additional undiagnosed patients not receiving treatment[^]



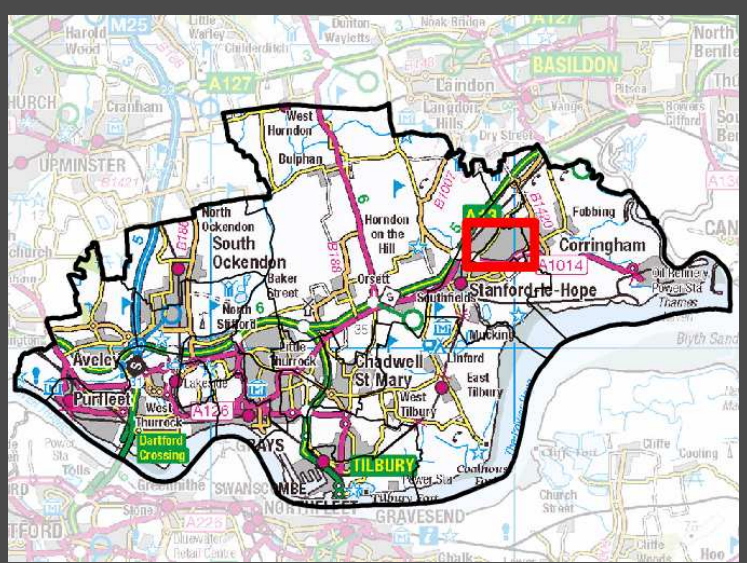
Hypertension - 72
Coronary Heart Disease - 166
 Stroke - 67
 Diabetes - NA
 Chronic Obstructive Pulmonary Disease - 18



Stanford East and Corringham Town Ward (E05002242)

Published by Thurrock Public Health
2017/18

 thurrock.gov.uk



Pharmacies

Unicare Pharmacy
22 St Johns Way
Corringham
SS17 7LI



Boots Chemist
83-85 St Johns Way
Corringham
SS17 7NA



Opening Times

Mon-Fri
9.00-6.00pm
Sat
9.00am-5.30pm



Opening Times

Mon-Fri
8.30-6.00pm
Sat
8.30am-5.30pm
Sun
10.00-4.00pm

Source: Local Pharmaceutical Committee (LPC)

GP Practices

**The Sorrells
Surgery**

List Size-3,219
CQC - Good
(Mar 2017)

27% patients had
same day appointment
(England Average 33%)

Source: National GP Patient
Survey 2018 /NHS Choices




Facilities in the community



Community Groups

- O'Donoghue House Sheltered Housing
- Thors Oak Sheltered housing




Social Groups

- Dementia Friendly Group

Health & Sports Groups

- Corringham Disabled Swimming

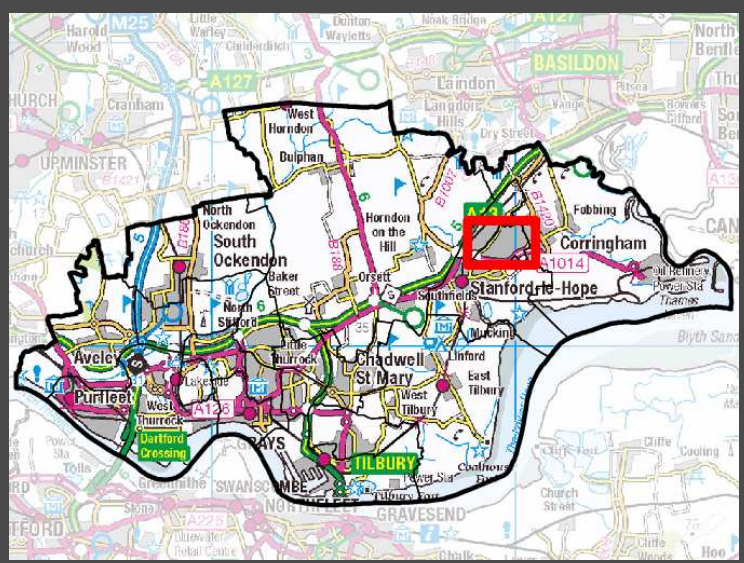


Source: Thurrock CVS - www.strongertogether.org.uk

Stanford East and Corringham Town Ward (E05002242)

Published by Thurrock Public Health
2017/18

 thurrock.gov.uk



Your Place Your Voice



For more details on growth within Thurrock please visit - www.thurrock.gov.uk/planning-and-growth

Ward population - 8,493
Males - 4,001
Females - 4,492

One GP surgery
and two
pharmacies
within this
ward.

Smoking
prevalence-20.1%
(statistically
significantly
higher than
England-18%)

Binge drinking
prevalence-16.4%
(not statistically
different from
England-20.0%)

Obesity (Adults)
prevalence-29.7%
(significantly higher
than England-
24.1%)

Four schools - Abbots
Hall P.S, Arthur Bugler
P.S, Giffards P.S,
Graham James Primary
Academy

Summary of Stanford East and Corringham Town Ward

SE & CT
deprivation rank:
10/20

Life
expectancy
from birth-
Male - 79yrs
Female - 84yrs

Crime rate
per 1,000
persons-36.83
(lower than the
Thurrock crime
rate of 47.62)

PHE models of
undiagnosed patients -
Hypertension - 72,
Coronary Heart Disease -
166, Chronic Obstructive
Pulmonary Disease - 18,
Stroke - 67

Childhood obesity
prevalence is 20.1%
(not statistically
different from
England-19.3%)

Unemployment
is lower,
compared to
Thurrock