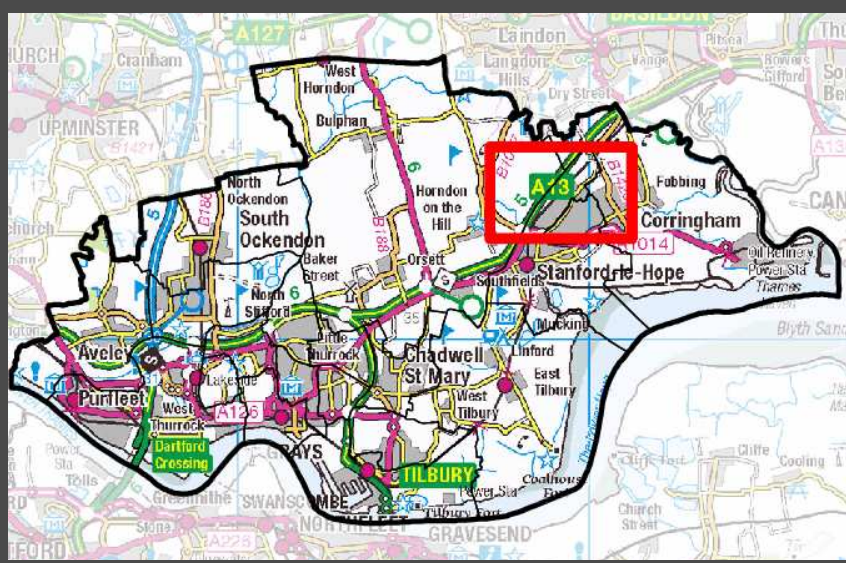


The Homesteads Ward (E05002245)

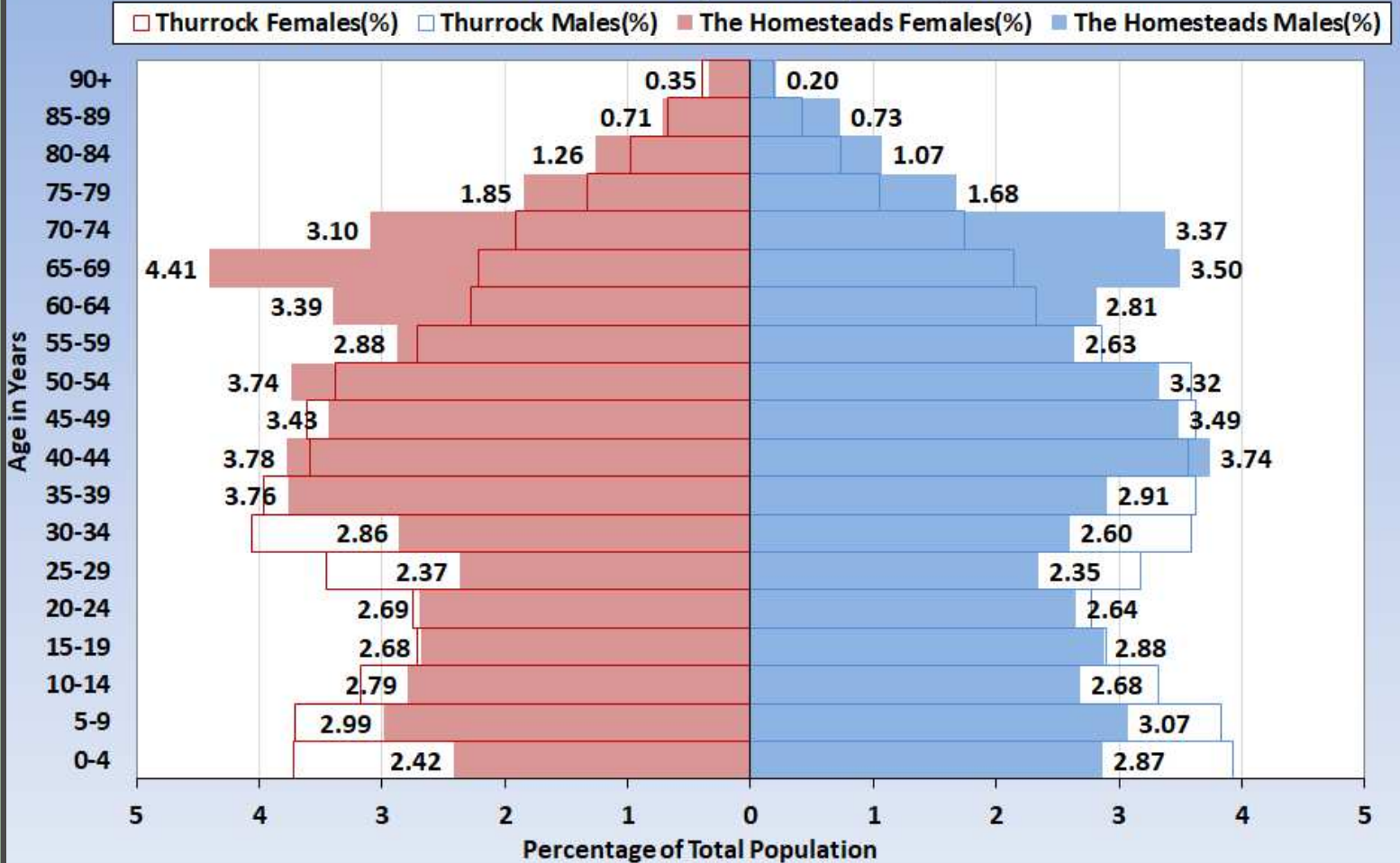
Published by Thurrock Public Health
2017/18

 thurrock.gov.uk



Population Pyramid

The Homesteads Population Pyramid, 2017



The Homesteads Ward has a greater percentage of adults aged 60-74yrs compared to Thurrock.

Conversely, there is a smaller proportion of children aged 0-14yrs and adults 25-39yrs.

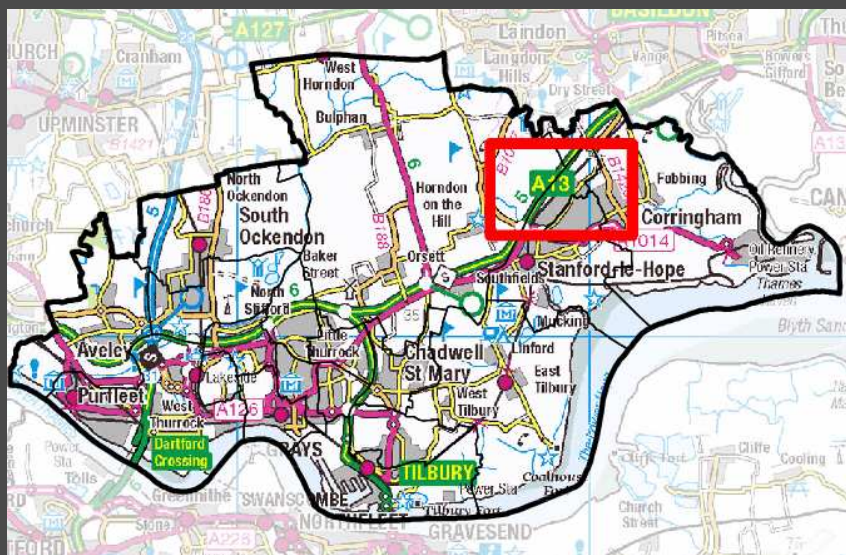
Source: ONS Mid-Year Estimates 2017



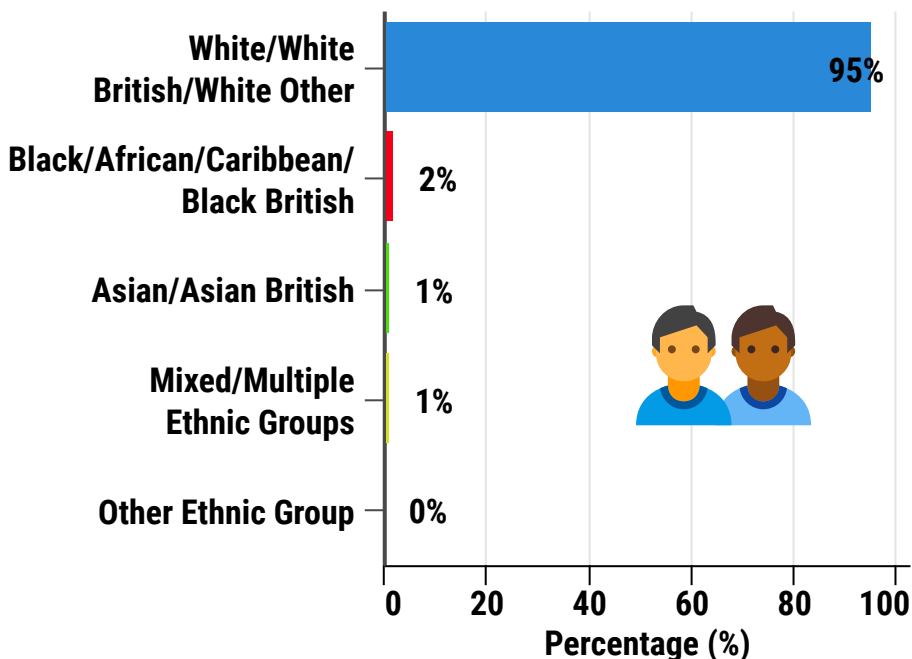
The Homesteads Ward (E05002245)

Published by Thurrock Public Health
2017/18

 thurrock.gov.uk



Ethnicity Groups (%)



Deprivation

The Homesteads is ranked 18th out of the 20 Thurrock wards

1 = Most Deprived
20 = Least Deprived




Deprivation is strongly associated with poor physical and mental health

Source: DCLG (Department of Communities and Local Government)

Employment

Employment Status	The Homesteads Ward (%)	Thurrock (%)
Employee: Full-time	41.4	42.3
Employee: Part-time	17.0	14.5
Self-employed	9.0	9.0
Unemployed	3.3	5.2
Retired	17.0	12.2
Looking after home or family	3.8	5.1
Long-term sick or disabled	1.9	3.4
Student (inc. full-time students)	2.9	3.5



Being in employment has been shown to be highly protective to one's health.

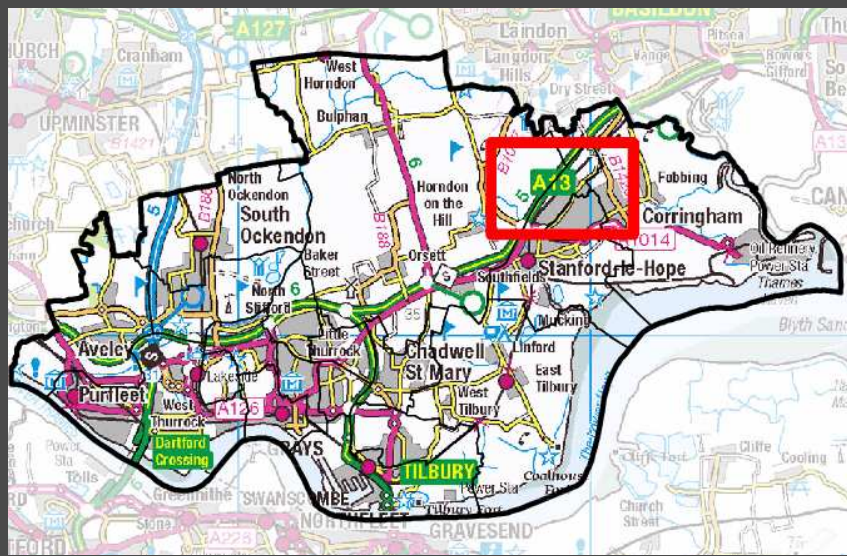
Conversely, evidence shows that being unemployed is linked to poor physical and mental health outcomes.

(Source for all data in this profile is Census 2011 unless otherwise stated)

The Homesteads Ward (E05002245)

Published by Thurrock Public Health
2017/18

 thurrock.gov.uk



Primary Schools (No secondary schools within this ward)

Abbots Hall Primary

Approx pupils - 225
Ofsted rating - Good



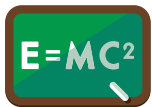
Graham James Primary Academy

Approx pupils - 435
Ofsted rating - Good



Arthur Bugler Primary

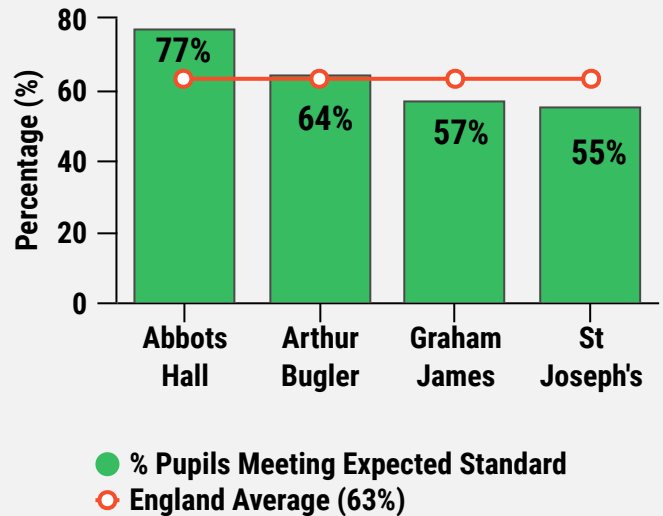
Approx pupils - 422
Ofsted rating - Good



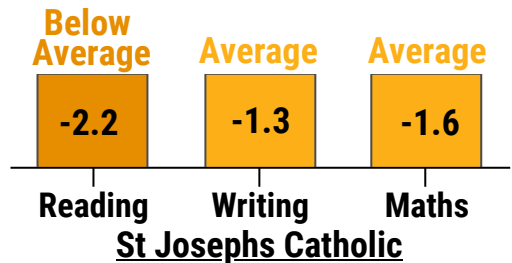
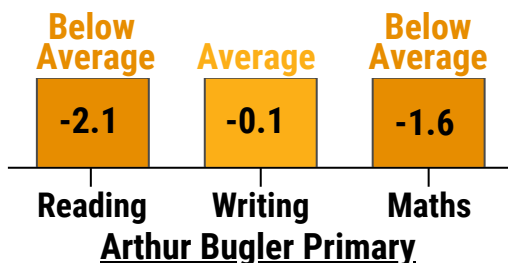
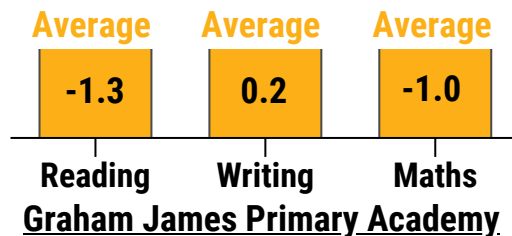

St Josephs Catholic

Approx pupils - 246
Ofsted rating - Good

SATs Results 2017



Government pupil progress score, comprises of key stage 1 assessments & key stage 2 tests, compared to pupils across England. Scoring range is -5 & +5, 0.0 being the average.



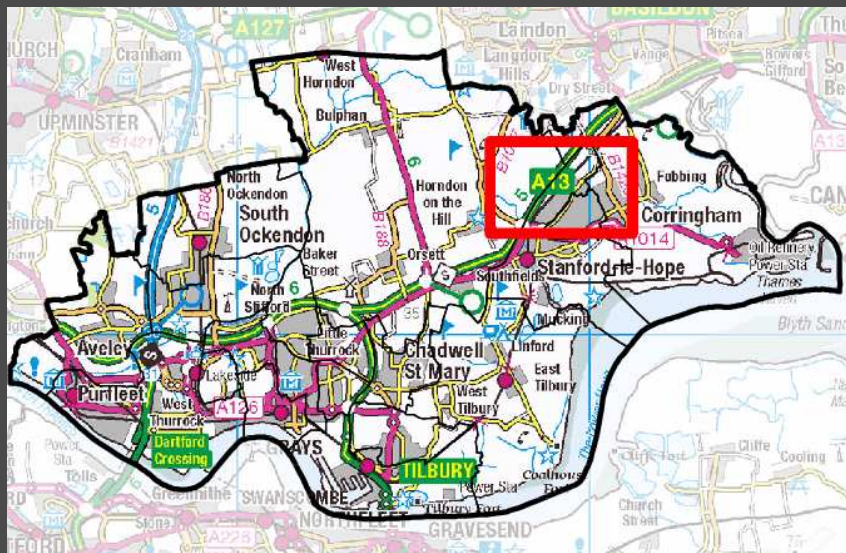
Educational achievement is strongly correlated with good health. Research demonstrates that people with high levels of educational achievement live longer and spend a smaller percentage of their life living with poor health.

Source: www.compare-school-performance.service.gov.uk

The Homesteads Ward (E05002245)

Published by Thurrock Public Health
2017/18

 thurrock.gov.uk



Reported Crime 2016



Count of crimes Oct'16 to Sep'17 - 213

Crime rate per 1,000 persons - 15.2

Thurrock crime rate per 1,000 persons - 47.62

England crime rate per 1,000 persons- 149.58



Reported crime rates in The Homesteads ward are statistically significantly lower than England's. Compared to Thurrock there is a lower crime rate within this Ward.

Source: www.ukcrimestats.com

Residents Views



82% of The Homesteads residents are satisfied with their local area where they live.

81% of The Homesteads residents feel safe going outside in their local area after dark.



Persons feeling unsafe and less satisfied within their area could lead to social isolation and impact negatively on physical/mental health.

Source: Thurrock Council Residents Survey 2016

Community Support

Local Area Coordinator (LAC)

A local area coordinator connects individuals with support and assets within their local community.

Overview and examples of help can be found at
- www.thurrock.gov.uk/local-area-coordinators-help-in-community

Ward LAC - Susan Griggs
Mobile - 07920541258
Email - Sgriggs@thurrock.gov.uk



Community Led Support (CLS)

A new approach to bring Adult Social Care into the community. CLS is being introduced initially in the Tilbury and Chadwell area.



Contact Thurrock First – 01375 511000
OR

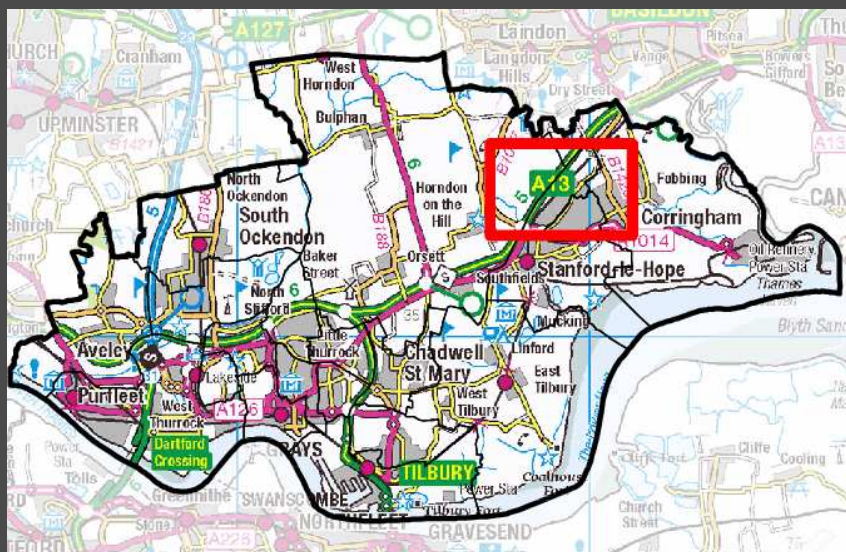
Pop along to one of the CLS 'Talking Shop' drop in sessions advertised via
www.strongertogether.org.uk

Source: Thurrock Council Adult, Housing & Health

The Homesteads Ward (E05002245)

Published by Thurrock Public Health
2017/18

 thurrock.gov.uk



● = Not statistically different

● = Statistically significantly different

Binge Drinking

The Homesteads Ward - 17.9%

England - 20.0%



(% of population 16+ that binge drink)

Binge drinking can increase blood pressure, affect mood and memory & longer term, can lead to mental and physical health issues.

Source - PHE Local Health (2006/08)

Smoking

The Homesteads Ward - 19.7%

England - 18%



(Prevalence of 18yrs+ self-reported smokers)

Smoking causes 84% of deaths from lung cancer & 83% of deaths from chronic obstructive pulmonary disease (COPD)

Source - ASH Ready Reckoner (2018)

Obesity (Adult)

The Homesteads Ward - 29.7%

England - 24.1%



(% of population aged 16+ with a BMI 30+)

Obesity causes high blood pressure, leading to strokes, high cholesterol, high blood sugar, and heart disease.

Source - PHE Local Health (2006/08)

Obesity (Child)

The Homesteads Ward - 17.3%

England - 19.3%



(% of children Yr 6 - overweight or obese)

Childhood obesity can lead to adult obesity & serious health issues including heart disease, type 2 diabetes, asthma, social discrimination and depression.

Source - PHE Local Health (2013/14-2015/16)

General Health



3.2% of persons reported that their general health was bad / very bad.

Conversely 86.2% of persons reported their general health as good / very good.



Life Expectancy at Birth



Male - 82yrs
(England 79yrs)



Female - 85yrs
(England 83yrs)

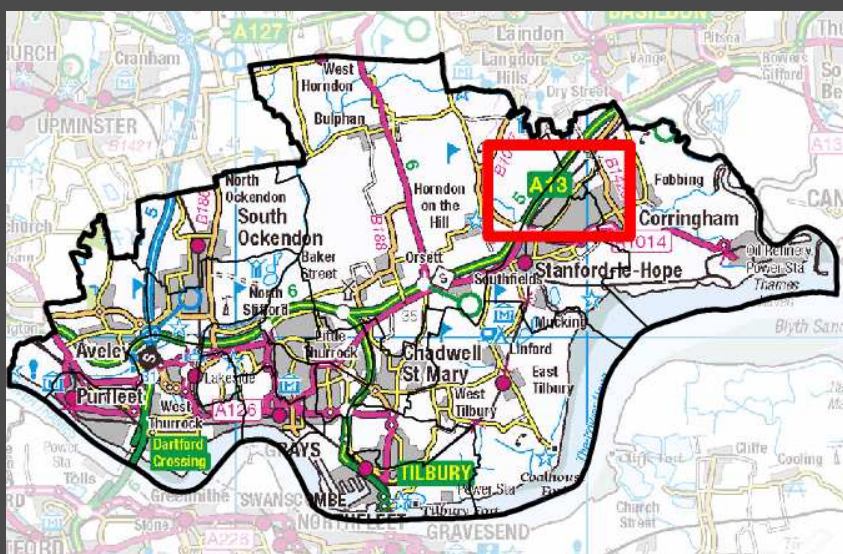
Life expectancy is a function of multiple elements including poor diet/lifestyle (excessive alcohol/drugs), environmental factors such as housing and air quality, educational attainment, deprivation and access to high quality of health services.

Source - PHE Local Health (2015/16)

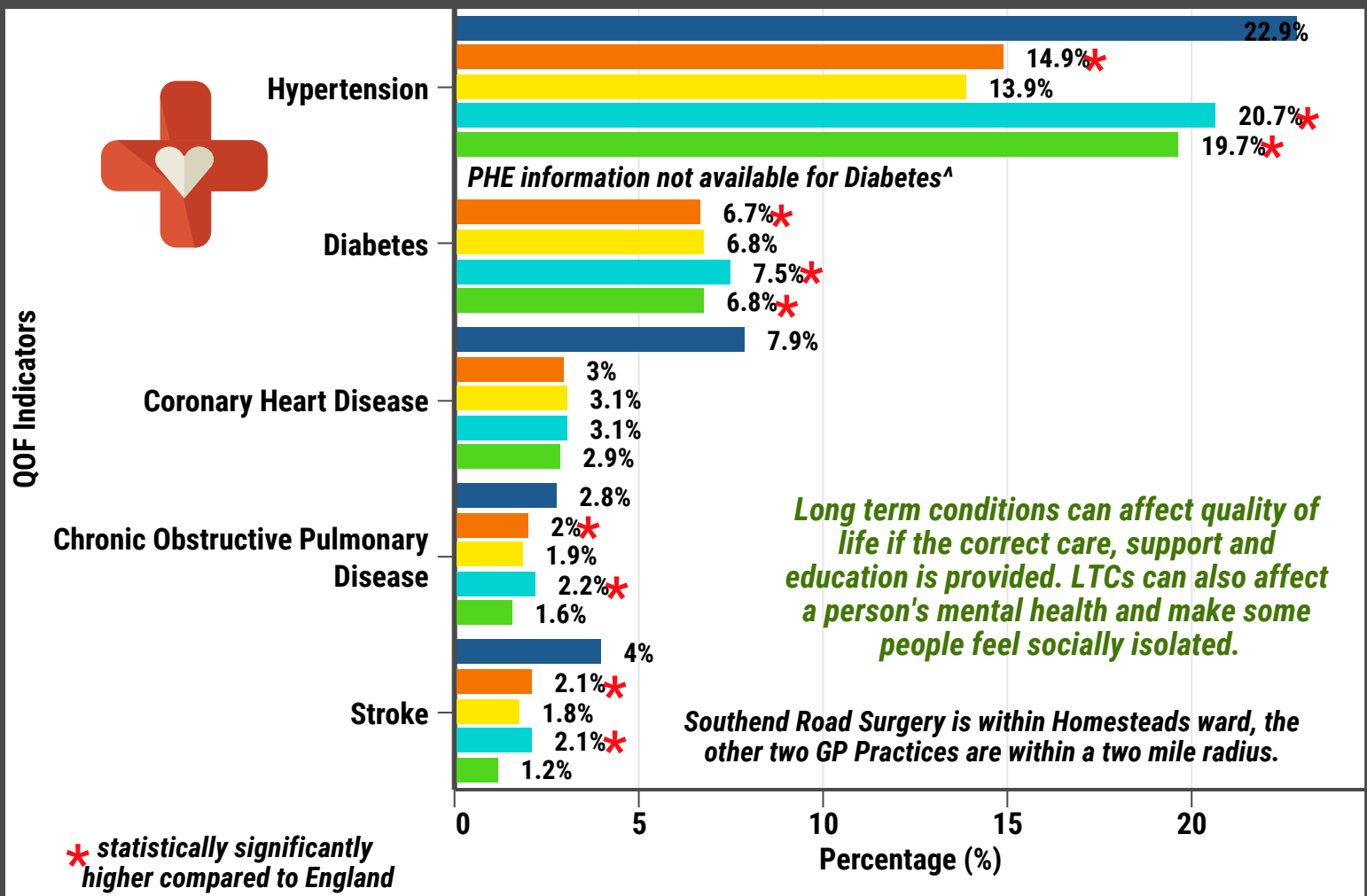
The Homesteads Ward (E05002245)

Published by Thurrock Public Health
2017/18

 thurrock.gov.uk



Long Term Conditions (LTC) 2017/18



- Southend Road Surgery (% of practice adult population diagnosed and receiving treatment)
- The Sorrells Surgery (% of practice adult population diagnosed and receiving treatment)
- England (% of practice adult population diagnosed and receiving treatment)
- Hassengate Medical Centre (% of practice adult population diagnosed and receiving treatment)
- PHE Estimates[^] for above Practice's (average % of adult population diagnosed and undiagnosed)

PHE Estimate numbers (combined all above GP Practices) of additional undiagnosed patients not receiving treatment[^]



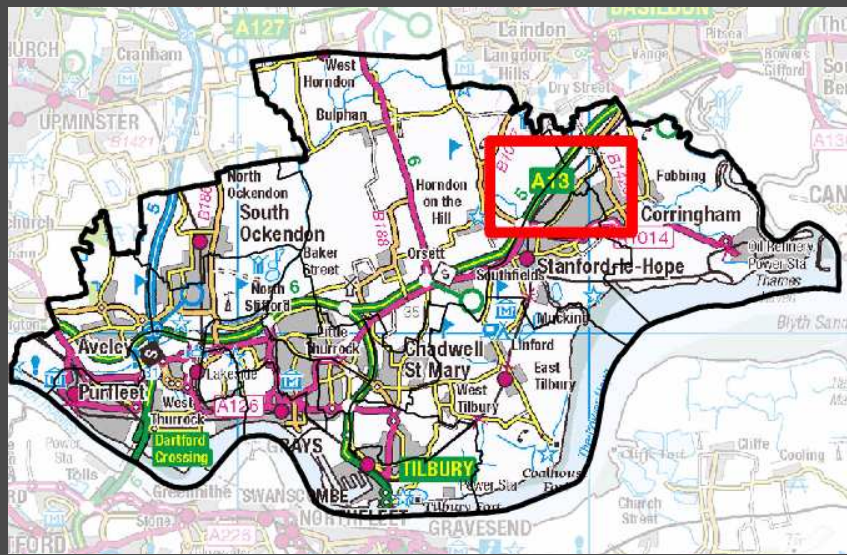
Stroke - 369 Diabetes - NA
Hypertension - 956
Coronary Heart Disease - 883
Chronic Obstructive Pulmonary Disease - 95



The Homesteads Ward (E05002245)

Published by Thurrock Public Health
2017/18

 thurrock.gov.uk



Pharmacies

Hassengate
Southend Road
Stanford-le-Hope
SS17 0PH



Opening Times
Mon-Fri
8-10.30pm

Tues
7.30-10.30pm

Sat / Sun
8-10pm / 9-10pm



Allcures
23 High Street
Stanford Le Hope
SS17 0HD

Opening Times
Mon-Fri
9-5.30pm

Sat / Sun
Closed

*Pharmacies near The
Homesteads Ward
within a two mile radius.*

Source: Local Pharmaceutical Committees (LPCs)

Facilities in the community

Community Buildings & spaces

- Homesteads Hall



Source: Thurrock CVS -
www.strongertogether.org.uk

GP Practices

**Southend Road
Surgery**

.....
List Size - 2,296
CQC - Good
(Jan 2019)

.....
22% patients
had same day
appointment
(England
Average 33%)



**Hassengate
Medical
Centre**

.....
List Size - 12,587
CQC - Good
(April 2016)

.....
28% patients had
same day
appointment
(England
Average 33%)



**The Sorrells
Surgery**

.....
List Size - 3,219
CQC - Good
(Mar 2017)

.....
27% patients
had same day
appointment
(England
Average 33%)

*Southend Road
Surgery is within
Homesteads ward,
the other three GP
Practices are
within a two mile
radius.*

Source: National GP Patient
Survey 2017 /NHS Choices

The Homesteads Ward (E05002245)

Published by Thurrock Public Health
2017/8

 thurrock.gov.uk



Your Place Your Voice



For more details on growth within Thurrock please visit - www.thurrock.gov.uk/planning-and-growth

Ward population - 8,344
Males - 4,037
Females - 4,307

One GP surgery
in ward, two
GP's within two
miles and two
pharmacy's

Smoking
prevalence - 19.7%
(significantly
higher than
England - 18%)

Binge drinking
prevalence - 17.9%
(not statistically
different to
England - 20.0%)

Obesity (Adults)
prevalence - 29.7%
(significantly higher
than England - 24.1%)

Four primary schools -
Abbots Hall, Graham
James, Arthur Bugler,
St Josephs Catholic

Childhood obesity
prevalence - 17.3%
(significantly
lower than
England - 19.3%)

Summary of The Homesteads Ward

The
Homesteads
deprivation
rank:
18/20

Life
expectancy
from birth -
Male - 82yrs
Female - 85yrs

Crime rate
per 1,000
persons - 15.2
(lower than the
Thurrock crime
rate of 47.62)

PHE models of
undiagnosed patients -
Hypertension - 956,
Coronary Heart Disease - 883,
Chronic Obstructive Pulmonary
Disease - 95, Stroke - 369

Unemployment
is lower,
compared to
Thurrock