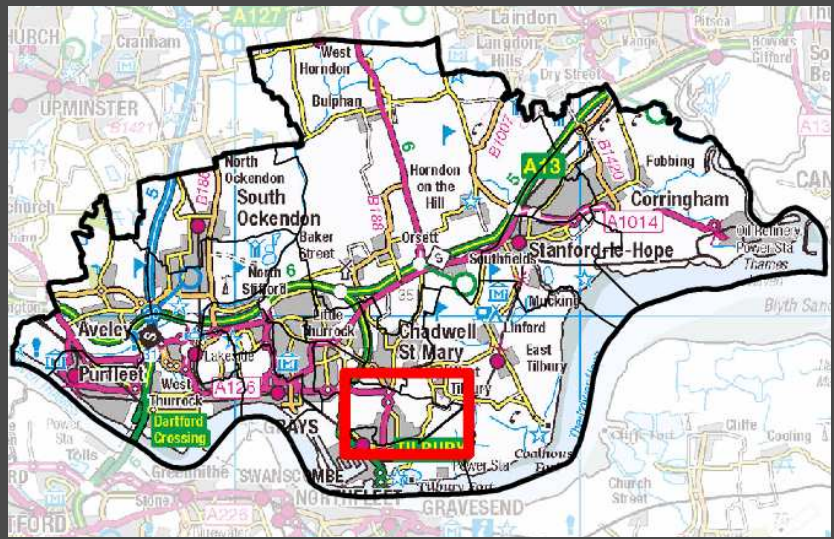


Tilbury St. Chads Ward (E05002247)

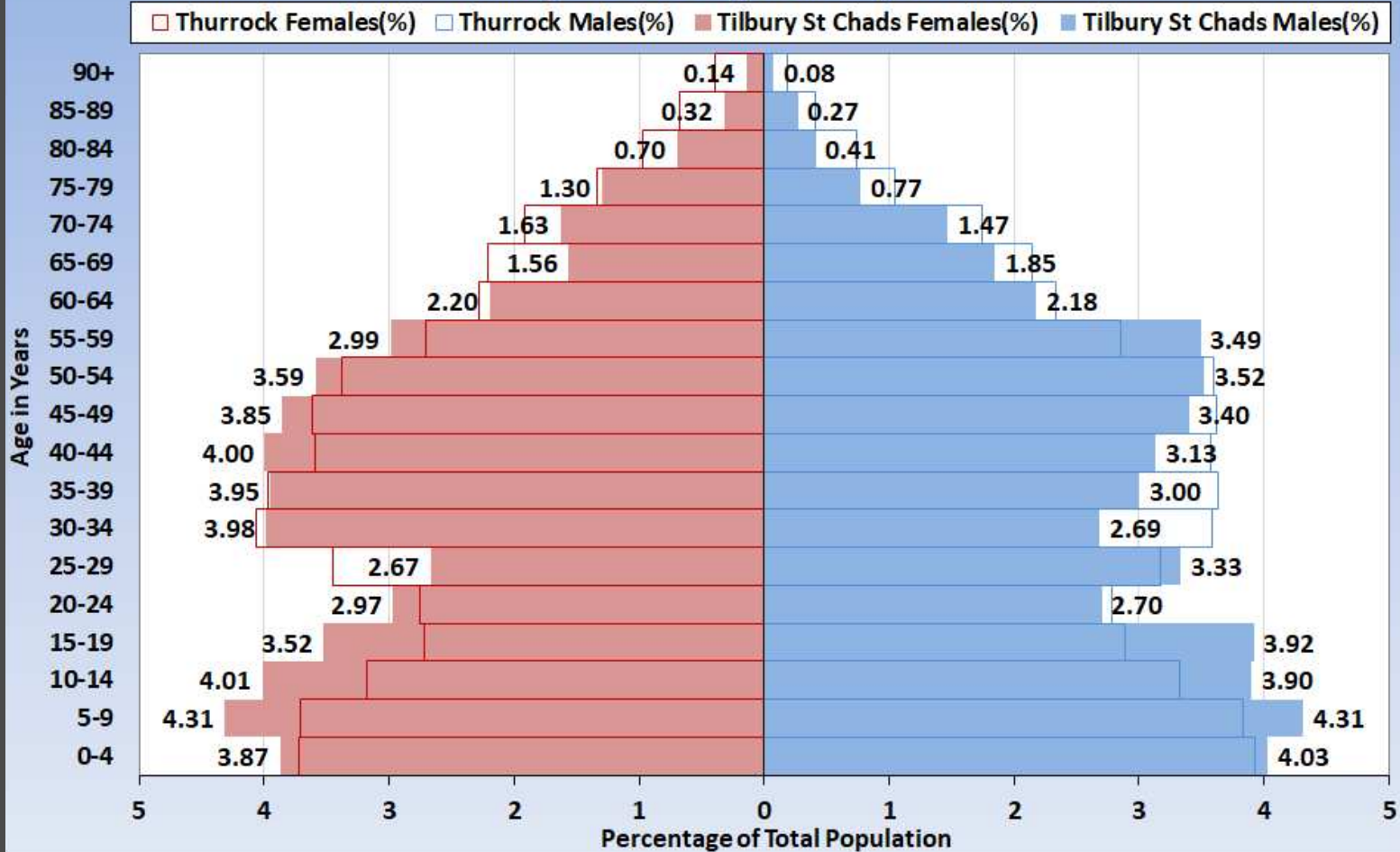
Published by Thurrock Public Health
2017/18

 thurrock.gov.uk



Population Pyramid

Tilbury St. Chads Population Pyramid 2017



Tilbury St. Chads has a greater percentage of children aged 0-19yrs compared to Thurrock.

Conversely there is a smaller proportion of 65-90+yr olds.

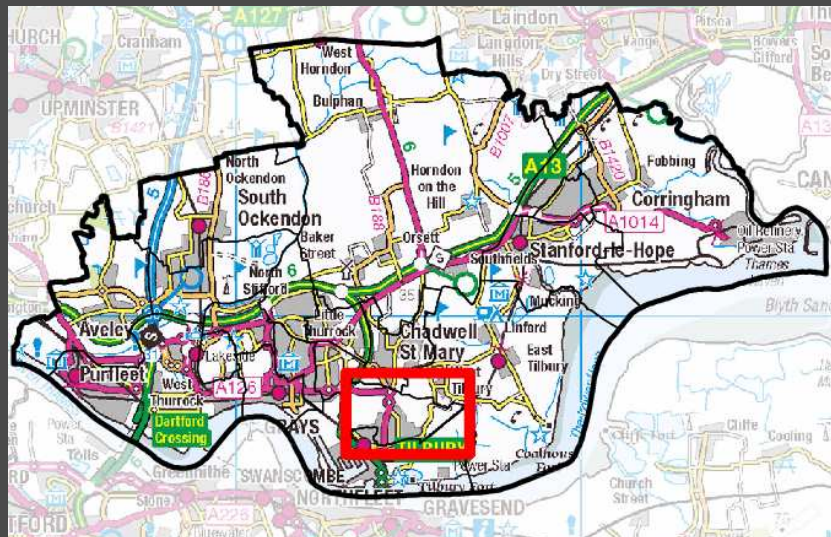
Source: ONS Mid-Year Estimates 2017



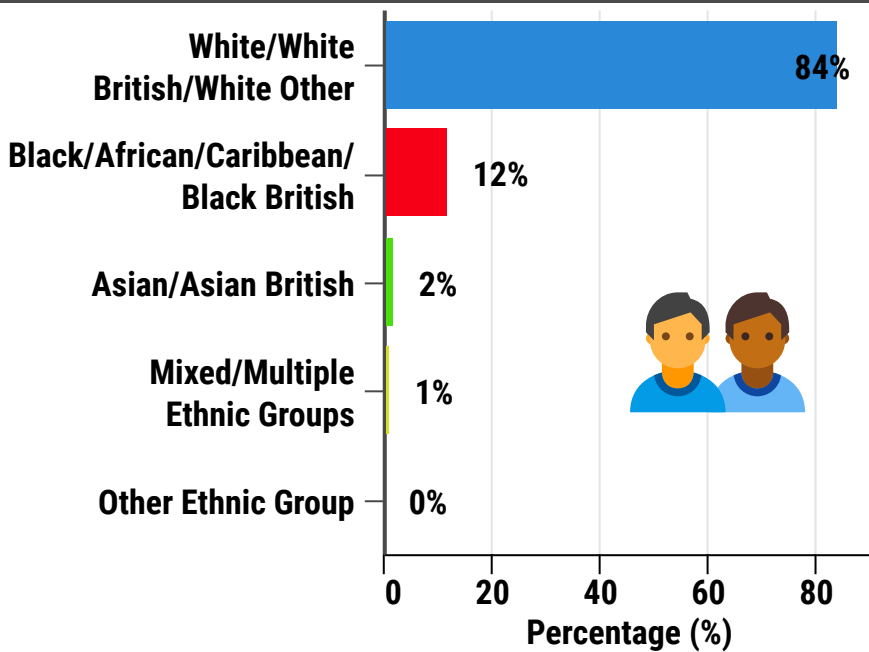
Tilbury St. Chads Ward (E05002247)

Published by Thurrock Public Health
2017/18

 thurrock.gov.uk



Ethnicity Groups (%)



Deprivation

TR & TP is ranked 1 out of the 20 Thurrock wards

1 = Most Deprived
20 = Least Deprived




Deprivation is strongly associated with poor physical and mental health

Source: DCLG (Department of Communities and Local Government)

Employment

Employment Status	Tilbury St Chads (%)	Thurrock (%)
Employee: Full-time	38.5	42.3
Employee: Part-time	13.4	14.5
Self-employed	5.9	9.0
Unemployed	7.9	5.2
Retired	9.9	12.2
Looking after home or family	7.6	5.1
Long-term sick or disabled	5.9	3.4
Student (inc. full-time students)	3.2	3.5



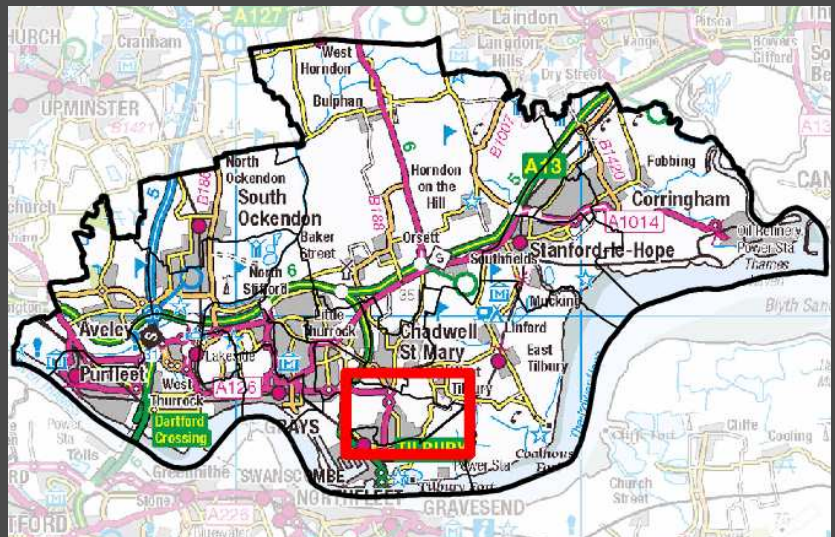
Being in employment has been shown to be highly protective to one's health.

Conversely evidence shows that being unemployed is linked to poor physical and mental health outcomes.

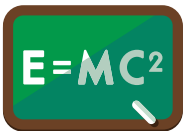
Tilbury St. Chads Ward (E05002247)

Published by Thurrock Public Health
2017/18

 thurrock.gov.uk



Primary Schools

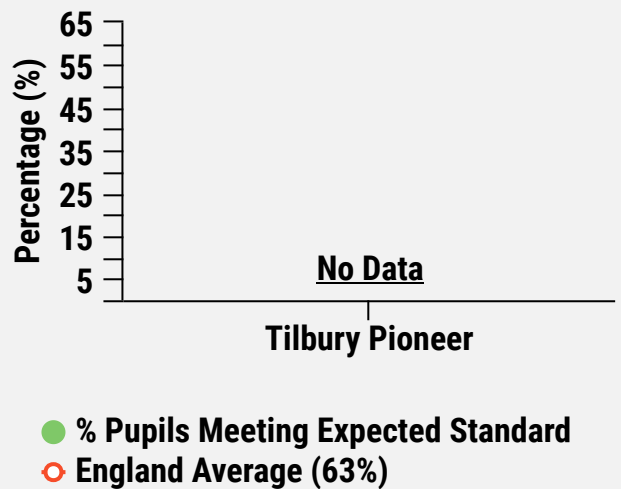


Tilbury Pioneer

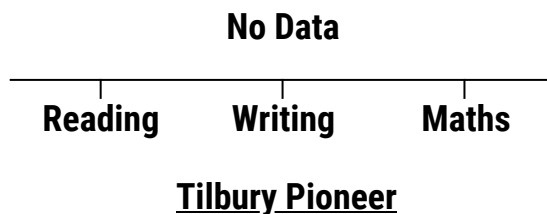
Approx pupils - 435
Ofsted rating - Good



SATs Results 2017



Government pupil progress scores, comprised of key stage 1 assessments & key stage 2 tests, compared to pupils across England. Scoring range is -5 & +5, 0.0 being the average.

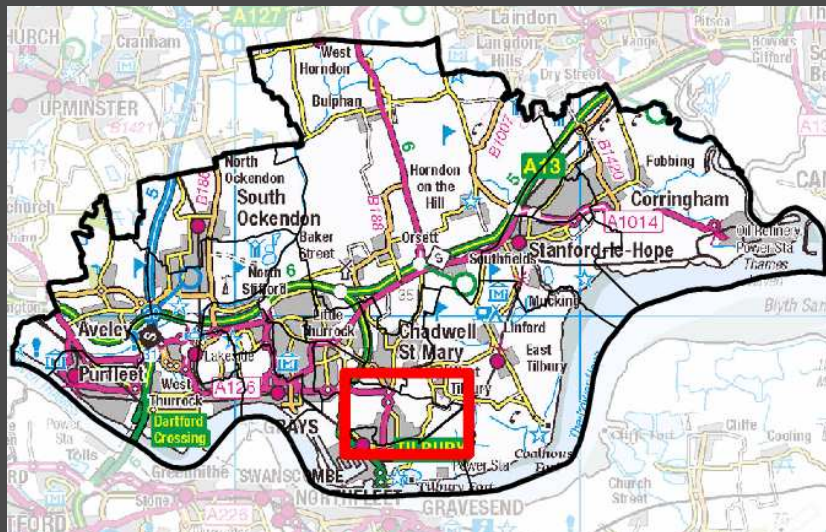


Source: www.compare-school-performance.service.gov.uk

Tilbury St. Chads Ward (E05002247)

Published by Thurrock Public Health
2017/18

 thurrock.gov.uk



Reported Crime 2016



Count of crimes Oct'16 to Sep'17 - 607

Crime rate per 1,000 persons - 43.32

Thurrock crime rate per 1,000 persons - 47.62

England crime rate per 1,000 persons - 149.58



Reported crime rates in Tilbury St Chads ward are statistically significantly lower than England's. When compared to Thurrock there is a lower crime rate within this Ward.

Source: www.ukcrimestats.com

Residents Views



47% of Tilbury St. Chads residents are satisfied with their local area where they live.

51% of Tilbury St. Chads residents feel safe going outside in their local area after dark.



Persons feeling unsafe and less satisfied within their area could lead to social isolation and impact negatively on physical/mental health.

Source: Thurrock Council Residents Survey 2016

Community Support

Local Area Coordinator (LAC)

A local area coordinator connects individuals with support and assets within their local community.

Overview and examples of help can be found at
- www.thurrock.gov.uk/local-area-coordinators-help-in-community

Ward LAC - Heather MacQuarrie
Mobile - 07738116648
Email - HMacQuarrie@thurrock.gov.uk



Community Led Support (CLS)

A new approach to bring Adult Social Care into the community. CLS is being introduced initially in the Tilbury and Chadwell area.



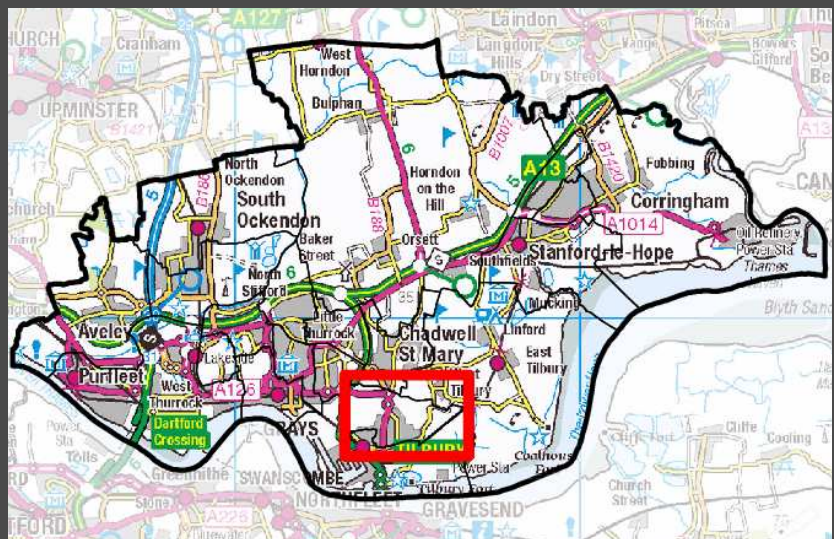
Contact Thurrock First – 01375 511000
OR
Pop along to one of the CLS 'Talking Shop' drop in sessions advertised via www.strongertogether.org.uk

Source: Thurrock Council Adult, Housing & Health

Tilbury St. Chads Ward (E05002247)

Published by Thurrock Public Health
2017/18

 thurrock.gov.uk



● = Not statistically different

● = Statistically significantly different

Binge Drinking

Tilbury St. Chads Ward - 18.3%

England - 20.0%



(% of population 16+ that binge drink)

Binge drinking can increase blood pressure, affect mood and memory & longer term, can lead to mental and physical health issues.

Source - PHE Local Health (2006/08)

Smoking

Tilbury St. Chads Ward - 22.9%

England - 18%



(Prevalence of 18yrs+ self-reported smokers)

Smoking causes 84% of deaths from lung cancer & 83% of deaths from chronic obstructive pulmonary disease (COPD)

Source - ASH Ready Reckoner (2016)

Obesity (Adult)

Tilbury St Chads Ward - 29.9%

England - 24.1%



(% of population aged 16+ with a BMI 30+)

Obesity causes high blood pressure, leading to strokes, high cholesterol, high blood sugar, and heart disease.

Source - PHE Local Health (2006/08)

Obesity (Child)

Tilbury St. Chads Ward - 26.2%

England - 19.3%



(% of children Yr 6 - overweight or obese)

Childhood obesity can lead to adult obesity & serious health issues including heart disease, type 2 diabetes, asthma, social discrimination, depression.

Source - PHE Local Health (2013/14-2015/16)

General Health



6.7% of persons reported that their general health was bad / very bad.

Conversely 79.6% of persons reported their general health as good / very good.



Life Expectancy at Birth



Male - 76yrs
(England 79yrs)



Female - 80yrs
(England 83yrs)

Life expectancy is a function of multiple elements including poor diet/lifestyle (excessive alcohol/drugs), environmental factors such as housing and air quality, educational attainment, deprivation and access to high quality of health services.

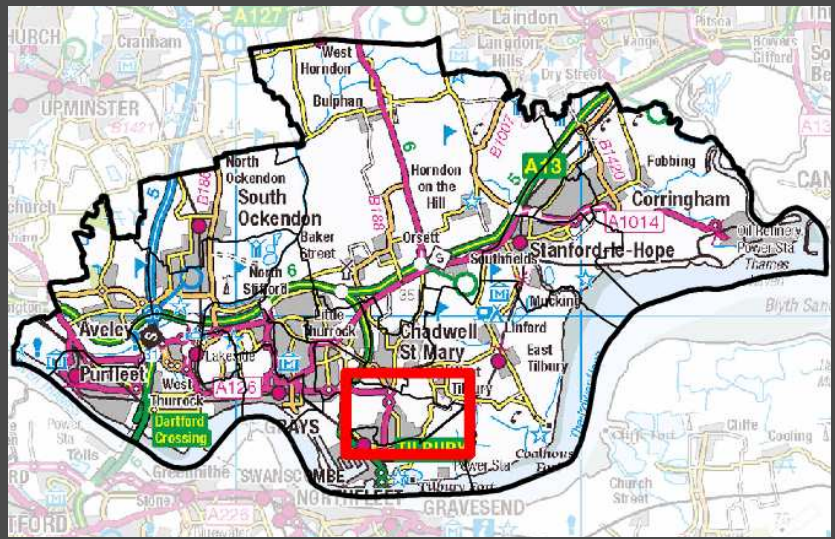
Source - PHE Local Health (2015/16)

(Source for all data in this profile is Census 2011 unless otherwise stated)

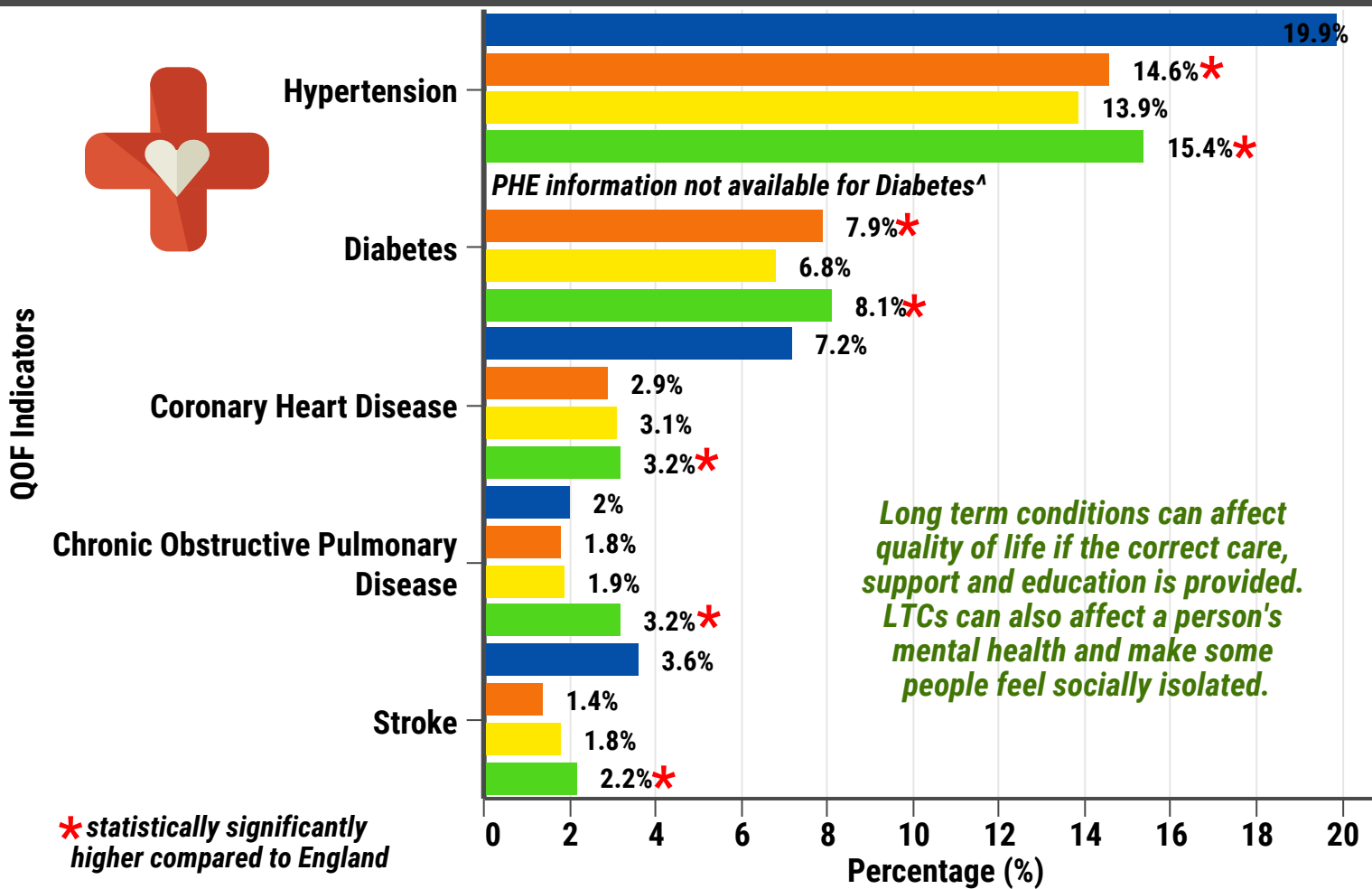
Tilbury St. Chads Ward (E05002247)

Published by Thurrock Public Health
2017/18

 thurrock.gov.uk



Long Term Conditions (LTC) 2017/18



- Shehadeh Medical Centre (% of practice adult population diagnosed and receiving treatment)
- England (% of practice adult population diagnosed and receiving treatment)
- Medic House (% of practice adult population diagnosed and receiving treatment)
- PHE estimates^ for above practices (average % of adult population diagnosed and undiagnosed)

PHE estimate numbers (combined all above GP practises, *-* indicates an over diagnosis) of additional undiagnosed patients not receiving treatment^



Stroke - 127
Coronary Heart Disease - 324
Hypertension - 373
Diabetes - NA



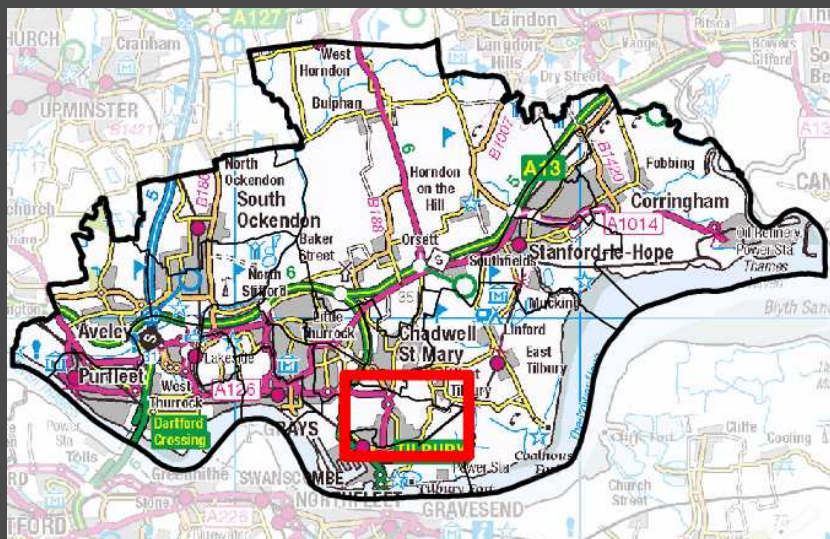
Chronic Obstructive Pulmonary Disease - *-* 60

Source: Thurrock Public Health / PHE Estimated Models^ / QOF 2017/8

Tilbury St. Chads Ward (E05002247)

Published by Thurrock Public Health
2017/18

 thurrock.gov.uk



Pharmacies

Chapharm
2 Civic Square
Tilbury
RM18 8AD



Boots
2 St Chads Rd
Tilbury
RM18 8LB

Opening Times

Mon - Fri
9 - 6pm
Sat 9-1pm
Sun Closed



Opening Times

Mon - Tues
8.30 - 11.30pm
Wed - Sun
8.30am - 10.30pm

Source: Local Pharmaceutical Committees (LPCs)

GP Practices

**Shehadeh
Medical Centre**

List Size-5,272
CQC - Good
(Jan 2017)

24% patients
had same day
appointment
(England
Average 33%)



**Medic
House**

List Size-2,403
CQC - Good
(June 2018)

29% patients
had same day
appointment
(England
Average 33%)

Source: National GP Patient Survey 2017 /NHS Choices

Facilities in the community



Community Groups

- Tilbury Youth Club
- Tilbury British Legion
- Ash River Country and Music Club
- Temple Strings (various venues)



Church or Faith

- CPA (Christians Against Poverty) (various venues)

Social Groups

- Contact the Elderly (various venues)



Health & Sports Groups

- Tilbury Fest Tuesdays
- Active Tilbury (various venues)
- Sit Tall Stand Strong (various venues)
- The Local People Programme (LLP) (various venues)

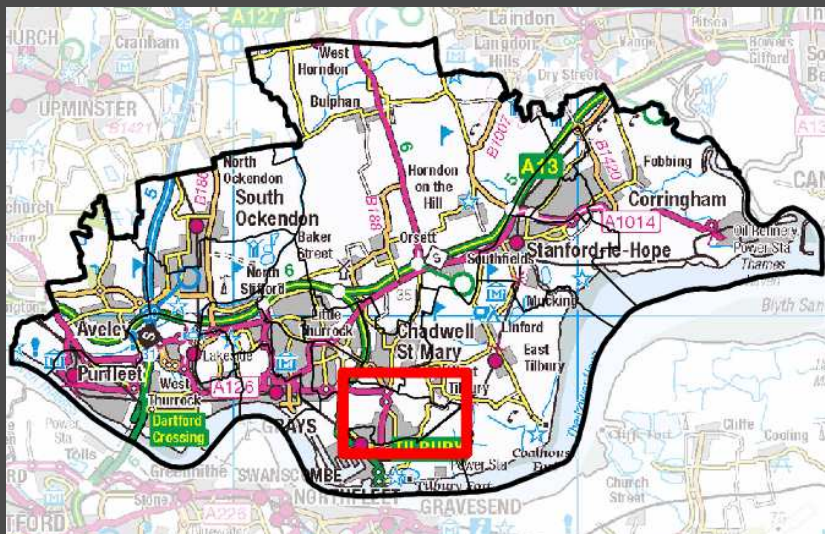


Source: Thurrock CVS - www.strongertogether.org.uk

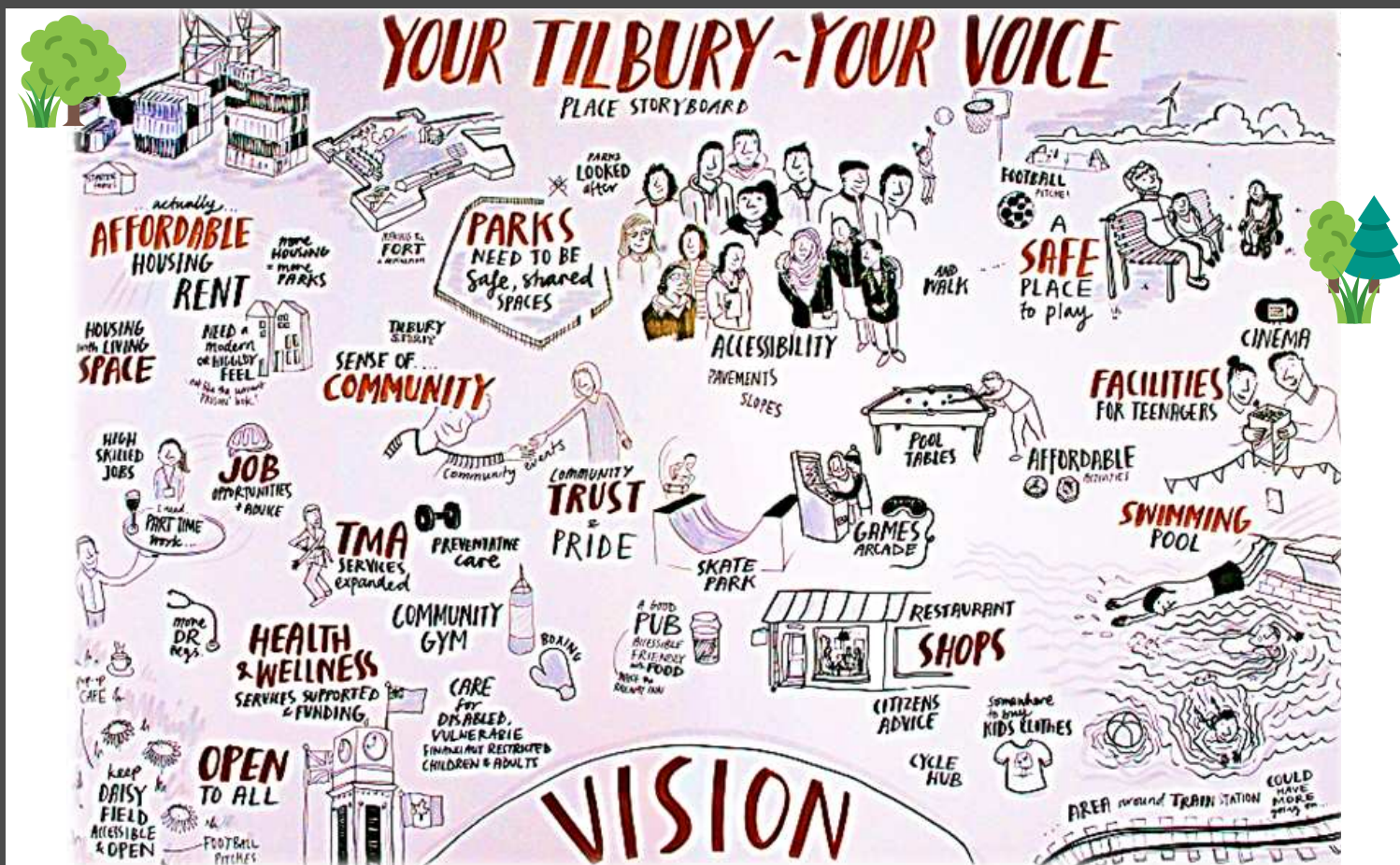
Tilbury St. Chads Ward (E05002247)

Published by Thurrock Public Health
2017/18

 thurrock.gov.uk



Your Place Your Voice



For more details on growth within Thurrock please visit - www.thurrock.gov.uk/planning-and-growth

Ward population - 6,330
Males - 3,067
Females - 3,263

Two GP surgeries and two pharmacies within this ward

Smoking prevalence-22.9% (significantly higher than England-18%)

Binge drinking prevalence-18.3% (not statistically different to England-20.0%)

Obesity (Adults) prevalence-29.9% (significantly higher than England-24.1%)

One schools - Tilbury Pioneer Primary School

Summary of Tilbury St Chads Ward

Childhood obesity prevalence-26.2% (significantly higher than England-19.3%)

Tilbury St. Chads deprivation rank: 1/20

Life expectancy from birth - Male - 76yrs Female - 80yrs

Crime rate per 1,000 persons-43.32 (lower than the Thurrock crime rate of 47.62)

PHE models of undiagnosed patients - Hypertension - 373, Coronary Heart Disease - 324, Chronic Obstructive Pulmonary Disease - 60, Stroke - 127

Unemployment is higher compared to Thurrock